

CBOC Highlights Report – Phase II
September 2022

☐ **Board of Education Updates – 9/8/2022**

- Approval of Substantial Completion – North High School – Hausmann Construction
- Approval of Substantial Completion – Northwest High School – Hausmann Construction
- Approval of Change Order #002 – Pine Elementary School – Darland Construction \$46,319.70

☐ **Board of Education Updates – 9/22/2022**

- Approval of Substantial Completion – Blackburn School – The Weitz Company
- Approval of Deductive Change Order #003 – Forest Station Elementary School – Hausmann Construction (\$19,899.08)

☐ **Preliminary Future Board of Education Updates – 10/3/2022**

- Approval of Change Order #002 – Spring Lake Elementary School – Hausmann Construction \$197,125.57

☐ **25 Total Projects**

- 25 Active Projects / 100% of Total Projects
 - 0 – Bid/Award
 - 8 – Closeout
 - 12 – Complete
 - 5 – Construction
 - 0 – Design

☐ **Program Progress Overview**

- Total Program Budget: $\$409,900,000 + \$2,750,130 = \$412,650,130$
- Total Contract Amounts: \$405,796,050 or 98.34% of Program
- Total Additional Commitments To Complete (Forecasted): \$6,854,080
- Total Projected Commitments (Contract Amounts + Additional Commitments To Complete): $\$405,796,050 + \$6,854,080 = \$412,650,130$
- Total Expenditure Amounts: \$372,762,965 or 90.33% of Program

☐ **Program Contingency Summary**

- Program Contingency Original Budget: \$39,764,454 or 9.70% of Program
- Approved Program Contingency Usage: \$38,634,312
- Forecasted Program Contingency: \$0
- Total (Approved + Forecasted) Contingency Usage: \$38,634,312
- $\$38,634,312 / \$409,900,000 = 9.43\%$
 - Current Trend under budget by 0.27%
- Budget Transfers Approved/Completed & Pending – August 2022 to Sept. 2022:
 - Budget Transfer(s) Approved/Completed: #001 thru. #060
 - Budget Transfer(s) Pending: N/A
- Current Unallocated (Available) Program Contingency Funds = \$1,130,142

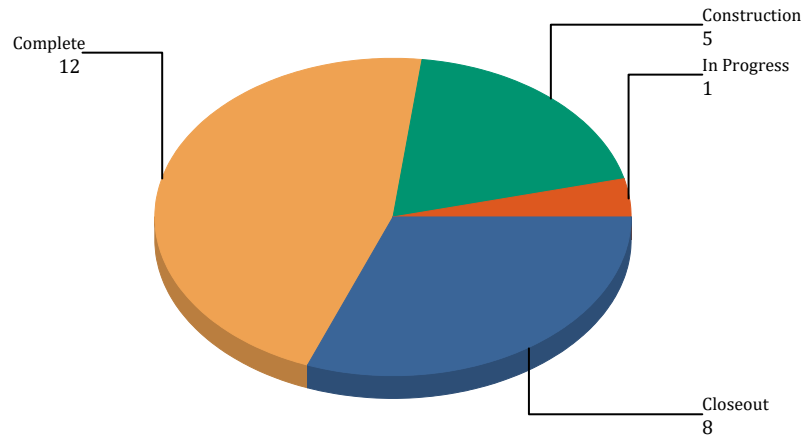
☐ **Economic Inclusion**

- Total Applicable Program Contract Commitment Amounts: \$405,796,050
- Tier No. 01 Contract Commitments: \$15,683,063
- Tier No. 02 Contract Commitments: \$25,451,073
- Total SEBs Contract Commitments: \$41,134,136 or 10.14% of Current Contract Commitments
- Tier No. 01 Expenditures To Date: \$16,163,414
- Tier No. 02 Expenditures To Date: \$22,180,804
- Total SEBs Expenditures To Date % of Overall Contract Amount: 9.45%

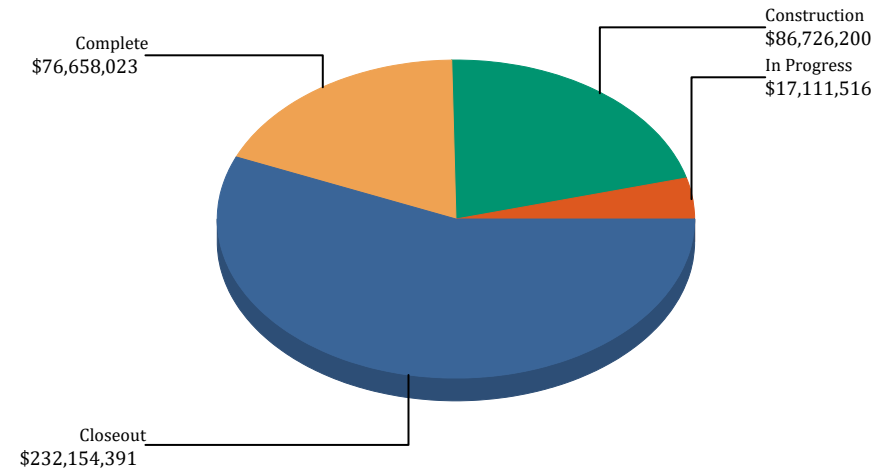
2018 Bond Program Status of Projects By Phase

Report Date: 9/27/2022

Of Schools



Current Budget



BUDGET

A

COST COMMITMENTS

B

C=B/A

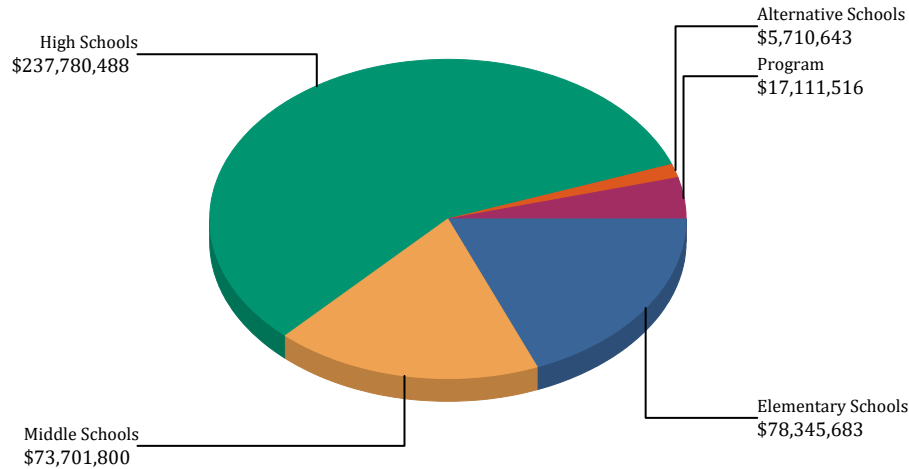
Phase Description	# of Schools	Current Budget	Committed Costs	% Committed
Closeout	8	\$232,154,391	\$229,540,120	98.87%
Complete	12	\$76,658,023	\$76,615,610	99.94%
Construction	5	\$86,726,200	\$84,896,273	97.89%
In Progress	1	\$17,111,516	\$14,744,047	86.16%
Grand Totals:	26	\$412,650,130	\$405,796,050	98.34%



2018 Bond Program Program Report By Schools

Report Date: 9/27/2022

Value of Projects by Type



Legend

Elementary Schools	\$78,345,683
Middle Schools	\$73,701,800
High Schools	\$237,780,488
Alternative Schools	\$5,710,643
Program	\$17,111,516
Total:	\$412,650,130

		BUDGET			COST COMMITMENTS				EXPENDITURES		
		A	A1	A2=A+A1	B	C=B/A2	D	E=B+D	F=A2-E	G	H=G/A2
Description	Phase	Original Project Budget	Budget Transfer	Current Budget	Committed Cost	% Committed	Additional Commitments To Complete	Projected Commitments	Projected (Over) / Under	Expenditures To Date	% Expended
Elementary Schools											
Adams	Closeout	\$1,766,400	\$450,000	\$2,216,400	\$2,046,559	92.34%	\$169,841	\$2,216,400	\$0	\$1,993,336	89.94%
Catlin	Complete	\$2,410,800	(\$118,461)	\$2,292,339	\$2,292,339	100.00%	\$0	\$2,292,339	\$0	\$2,292,339	100.00%
Conestoga	Complete	\$3,055,200	(\$637,885)	\$2,417,315	\$2,417,315	100.00%	\$0	\$2,417,315	\$0	\$2,417,315	100.00%
Edison	Complete	\$4,021,348	\$83,178	\$4,104,526	\$4,104,526	100.00%	\$0	\$4,104,526	\$0	\$4,104,526	100.00%
Forest Station	Complete	\$18,600,000	\$3,550,000	\$22,150,000	\$22,118,831	99.86%	\$31,169	\$22,150,000	\$0	\$21,943,764	99.07%
Highland	Closeout	\$5,518,400	\$761,300	\$6,279,700	\$6,242,123	99.40%	\$37,577	\$6,279,700	\$0	\$5,944,552	94.66%
King	Complete	\$3,547,200	\$395,127	\$3,942,327	\$3,942,327	100.00%	\$0	\$3,942,327	\$0	\$3,942,327	100.00%
Masters	Complete	\$2,382,927	\$81,353	\$2,464,280	\$2,464,280	100.00%	\$0	\$2,464,280	\$0	\$2,464,280	100.00%
Pine	Closeout	\$18,600,000	\$400,000	\$19,000,000	\$18,900,989	99.48%	\$99,011	\$19,000,000	\$0	\$18,151,342	95.53%
Pinewood	Complete	\$5,929,200	(\$457,605)	\$5,471,595	\$5,471,595	100.00%	\$0	\$5,471,595	\$0	\$5,471,595	100.00%
Spring Lake	Construction	\$6,748,400	\$1,258,800	\$8,007,200	\$7,840,314	97.92%	\$166,886	\$8,007,200	\$0	\$5,059,560	63.19%

		BUDGET			COST COMMITMENTS					EXPENDITURES	
		A	A1	A2=A+A1	B	C=B/A2	D	E=B+D	F=A2-E	G	H=G/A2
Description	Phase	Original Project Budget	Budget Transfer	Current Budget	Committed Cost	% Committed	Additional Commitments To Complete	Projected Commitments	Projected (Over) / Under	Expenditures To Date	% Expended
	Elementary Schools	\$72,579,875	\$5,765,808	\$78,345,683	\$77,841,198	99.36%	\$504,484	\$78,345,683	\$0	\$73,784,937	94.18%
Middle Schools											
Bluestem	Construction	\$34,720,000	\$14,095,000	\$48,815,000	\$47,488,416	97.28%	\$1,326,584	\$48,815,000	\$0	\$38,211,345	78.28%
Lewis & Clark	Complete	\$14,014,800	(\$1,475,000)	\$12,539,800	\$12,528,556	99.91%	\$11,244	\$12,539,800	\$0	\$12,518,410	99.83%
Morton	Construction	\$10,662,000	\$1,685,000	\$12,347,000	\$12,235,669	99.10%	\$111,331	\$12,347,000	\$0	\$10,264,045	83.13%
	Middle Schools	\$59,396,800	\$14,305,000	\$73,701,800	\$72,252,641	98.03%	\$1,449,159	\$73,701,800	\$0	\$60,993,801	82.76%
High Schools											
Benson	Complete	\$9,782,400	(\$1,897,904)	\$7,884,496	\$7,884,496	100.00%	\$0	\$7,884,496	\$0	\$7,884,496	100.00%
Bryan High	Complete	\$6,714,000	(\$1,150,382)	\$5,563,618	\$5,563,618	100.00%	\$0	\$5,563,618	\$0	\$5,563,618	100.00%
Buena Vista	Closeout	\$74,121,660	\$20,336,871	\$94,458,531	\$93,907,301	99.42%	\$551,230	\$94,458,531	\$0	\$89,726,080	94.99%
Burke	Complete	\$7,161,600	(\$1,635,318)	\$5,526,282	\$5,526,282	100.00%	\$0	\$5,526,282	\$0	\$5,526,282	100.00%
Central	Construction	\$5,872,800	\$175,000	\$6,047,800	\$6,032,939	99.75%	\$14,861	\$6,047,800	\$0	\$5,299,502	87.63%
North	Closeout	\$6,694,800	\$1,600,000	\$8,294,800	\$8,209,279	98.97%	\$85,521	\$8,294,800	\$0	\$7,335,964	88.44%
Northwest	Closeout	\$7,735,200	(\$300,000)	\$7,435,200	\$6,995,229	94.08%	\$439,971	\$7,435,200	\$0	\$6,178,925	83.10%
South	Construction	\$11,509,200	\$0	\$11,509,200	\$11,298,935	98.17%	\$210,265	\$11,509,200	\$0	\$10,110,334	87.85%
Westview	Closeout	\$77,911,087	\$13,149,473	\$91,060,560	\$89,848,581	98.67%	\$1,211,979	\$91,060,560	\$0	\$82,980,152	91.13%
	High Schools	\$207,502,747	\$30,277,741	\$237,780,488	\$235,266,661	98.94%	\$2,513,827	\$237,780,488	\$0	\$220,605,353	92.78%
Alternative Schools											
Blackburn	Closeout	\$3,409,200	\$0	\$3,409,200	\$3,390,060	99.44%	\$19,140	\$3,409,200	\$0	\$3,220,509	94.47%
Transition Program	Complete	\$1,989,750	\$311,693	\$2,301,443	\$2,301,443	100.00%	\$0	\$2,301,443	\$0	\$2,301,443	100.00%
	Alternative Schools	\$5,398,950	\$311,693	\$5,710,643	\$5,691,503	99.66%	\$19,140	\$5,710,643	\$0	\$5,521,952	96.70%
Program											
Program - Contingency	In Progress	\$39,764,454	(\$38,634,312)	\$1,130,142	\$0	0.00%	\$1,130,142	\$1,130,142	\$0	\$0	0.00%
Program - Hazardous Mtrls./Remediation	In Progress	\$4,988,600	(\$4,859,800)	\$128,800	\$0	0.00%	\$128,800	\$128,800	\$0	\$0	0.00%
Program - Test, Inspect, & Commish	In Progress	\$4,528,574	(\$4,416,000)	\$112,574	\$0	0.00%	\$112,574	\$112,574	\$0	\$0	0.00%
Program Mgmt. & Admin.	In Progress	\$15,740,000	\$0	\$15,740,000	\$14,744,047	93.67%	\$995,953	\$15,740,000	\$0	\$11,856,922	75.33%
	Program	\$65,021,628	(\$47,910,112)	\$17,111,516	\$14,744,047	86.16%	\$2,367,469	\$17,111,516	\$0	\$11,856,922	69.29%
Grand Totals:		\$409,900,000	\$2,750,130	\$412,650,130	\$405,796,050	98.34%	\$6,854,080	\$412,650,130	\$0	\$372,762,965	90.33%



Report Date 9/27/2022

Program Contingency & Allocation

Usage & Forecast Report#

BT-#	To/From	Description	Test, Inspect, & Commish	Usage & Forecast %	Hazardous Mtrls.	Usage & Forecast %	Program Contingency	Usage & Forecast %	Total	Total Usage & Forecast %
Approved										
BT-001	To	Project #321510 - Transition Program School - Building Construction					(\$385,725)		(\$385,725)	
BT-002	To	Project #321508 - New High School 60th & L St. - Building Construction, Test/Inspect, Hazmat Remediation	(\$1,300,000)		(\$1,500,000)		(\$11,036,871)		(\$13,836,871)	
BT-003	To	Project #321509 - New High School 156th & Ida St. - Building Construction and Test/Inspect.	(\$1,300,000)				(\$9,349,473)		(\$10,649,473)	
BT-004	To	Project #321503 - King ES - Building Construction					(\$490,000)		(\$490,000)	
BT-005	From	Project #321504 - Benson HS - Building Construction					\$1,300,000		\$1,300,000	
BT-006	From	Project #321505 - Bryan HS - Building Construction					\$1,300,000		\$1,300,000	
BT-007	From	Project #321506 - Burke HS - Building Construction					\$900,000		\$900,000	
BT-008	From	Project #321511 - Pinewood ES - Building Construction					\$300,000		\$300,000	
BT-009	To	Project #321507 - New Elementary School 1000 N. Fort Crook Rd. - Building Construction					(\$2,700,000)		(\$2,700,000)	
BT-010	From	Project #321503 - King ES - Building Construction					\$175,000		\$175,000	
BT-011	From	Project #321505 - Benson HS - Building Construction					\$300,000		\$300,000	
BT-012	From	Project #321505 - Bryan HS - Building Construction					\$250,000		\$250,000	
BT-013	From	Project #321506 - Burke HS - Building Construction					\$300,000		\$300,000	
BT-014	To	Project #321518 - New Middle School 42nd & U St. - Building Construction					(\$9,225,000)		(\$9,225,000)	
BT-015	From	Project #321502 - Conestoga ES - Building Construction					\$300,000		\$300,000	
BT-016	To	Project #321514 - Masters ES - Building Construction					(\$300,000)		(\$300,000)	
BT-017	To	Project #321508 - New High School 60th & L St. - Building Construction					(\$2,500,000)		(\$2,500,000)	
BT-018	To	Project #321501 - Catlin ES - Hazmat Remediation and Commissioning	(\$20,600)		(\$34,300)				(\$54,900)	
BT-019	To	Project #321512 - Edison ES - Hazmat Remediation and Commissioning	(\$34,400)		(\$57,300)				(\$91,700)	
BT-020	To	Project #321514 - Masters ES - Hazmat Remediation and Commissioning	(\$20,400)		(\$33,900)				(\$54,300)	



Report Date 9/27/2022

Program Contingency & Allocation

Usage & Forecast Report#

BT-#	To/From	Description	Test, Inspect, & Commish	Usage & Forecast %	Hazardous Mtrls.	Usage & Forecast %	Program Contingency	Usage & Forecast %	Total	Total Usage & Forecast %
BT-021	From	Project #321506 - Burke HS - Building Construction					\$29,138		\$29,138	
BT-022	From	Project #321510 - Transition School - Building Construction					\$69,081		\$69,081	
BT-023	To	Project #321503 - King Elementary - Hazmat Remediation and Commissioning	(\$30,300)		(\$50,500)				(\$80,800)	
BT-024	To	Project #321518 - New Middle School 42nd & U St. - Building Construction					(\$3,000,000)		(\$3,000,000)	
BT-025	To	Project #321513 - Highland Elementary - Hazmat Remediation and Commissioning	(\$69,900)		(\$116,400)				(\$186,300)	
BT-026	To	Project #321518 - New Middle School 42nd & U St. - Building Construction					(\$1,000,000)		(\$1,000,000)	
BT-027	To	Project #321513 - Highland Elementary School - Building Construction					(\$275,000)		(\$275,000)	
BT-028	To	Project #321523 - North High School - Building Construction, Test/Inspect, and Hazmat Remediation	(\$150,000)		(\$100,000)		(\$1,350,000)		(\$1,600,000)	
BT-029	To	Project #321522 - Morton Middle School - Building Construction, Test/Inspect, and Hazmat Remediation	(\$135,000)		(\$250,000)		(\$850,000)		(\$1,235,000)	
BT-030	To	Project #321520 - Adams Elementary School - Building Construction, Test/Inspect, and Hazmat Remediation	(\$100,000)		(\$100,000)		(\$250,000)		(\$450,000)	
BT-031	To	Project #321599 - Program Contingency - Earnings Interest Tranche #001 and #002 - CBOC Bond Sales Report 2021-05					\$2,550,421		\$2,550,421	
BT-032	To	Project #321518 - Bluestem Middle School - Test/Inspect and Hazmat Remediation	(\$420,000)		(\$450,000)				(\$870,000)	
BT-033	To	Project #321513 - Highland Elementary School - Building Construction					(\$200,000)		(\$200,000)	
BT-034	To	Project #321515 - Spring Lake Elementary School - Building Construction, Test/Inspect, and Hazmat Remediation	(\$85,400)		(\$142,400)		(\$1,031,000)		(\$1,258,800)	
BT-035	From	Project #321501 - Catlin Elementary School - Building Construction					\$143,110		\$143,110	
BT-036	From	Project #321502 - Conestoga Elementary School - Building Construction					\$336,829		\$336,829	
BT-037	From	Project #321503 - King Elementary School - Building Construction					\$673		\$673	
BT-038	From	Project #321514 - Masters Elementary School - Building Construction					\$272,514		\$272,514	



Report Date 9/27/2022

Program Contingency & Allocation

Usage & Forecast Report#

BT-#	To/From	Description	Test, Inspect, & Commish	Usage & Forecast %	Hazardous Mtrls.	Usage & Forecast %	Program Contingency	Usage & Forecast %	Total	Total Usage & Forecast %
BT-039	From	Project #321504 - Benson High School - Building Construction					\$280,022		\$280,022	
BT-040	From	Project #321505 - Bryan High School - Building Construction					\$382		\$382	
BT-041	From	Project #321506 - Burke High School - Building Construction					\$6,180		\$6,180	
BT-042	From	Project #321510 - Transition School - Building Construction					\$4,951		\$4,951	
BT-043	To	Project #321508 - Buena Vista High School - Building Construction, Test/Inspect, and Hazmat Remediation	(\$300,000)		(\$800,000)		(\$2,900,000)		(\$4,000,000)	
BT-044	To	Project #321509 - Westview High School - Building Construction, Test/Inspect, and Hazmat Remediation	(\$300,000)		(\$800,000)		(\$1,400,000)		(\$2,500,000)	
BT-045	From	Project #321511 - Pinewood Elementary School - Building Construction					\$157,605		\$157,605	
BT-046	From	Project #321516 - Lewis & Clark Middle School - Building Construction					\$1,000,000		\$1,000,000	
BT-047	To	Project #321507 - Forest Station Elementary School - Building Construction					(\$850,000)		(\$850,000)	
BT-048	To	Project #321519 - Pine Elementary School - Building Construction					(\$400,000)		(\$400,000)	
BT-049	To	Project #321513 - Highland Elementary School - Building Construction					(\$50,000)		(\$50,000)	
BT-050	To	Project #321517 - Central High School - Building Construction	(\$50,000)		(\$125,000)				(\$175,000)	
BT-051	To	Project #321522 - Morton Middle School - Building Construction	(\$100,000)		(\$300,000)		(\$50,000)		(\$450,000)	
BT-052	From	Project #321516 - Lewis & Clark Middle School - Building Construction					\$475,000		\$475,000	
BT-053	From	Project #321521 - Northwest High School - Building Construction					\$300,000		\$300,000	
BT-054	From	Project #321502 - Conestoga Elementary School - Building Construction					\$1,057		\$1,057	
BT-055	From	Project #321501 - Catlin Elementary School - Building Construction					\$30,251		\$30,251	
BT-056	From	Project #321514 - Masters Elementary School - Building Construction					\$433		\$433	



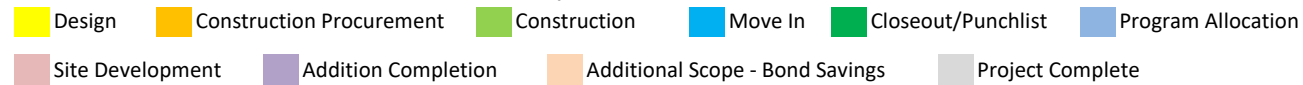
Report Date 9/27/2022

Program Contingency & Allocation

Usage & Forecast Report#

BT-#	To/From	Description	Test, Inspect, & Commish	Usage & Forecast %	Hazardous Mtrls.	Usage & Forecast %	Program Contingency	Usage & Forecast %	Total	Total Usage & Forecast %
BT-057	From	Project #321504 - Benson High School - Building Construction					\$17,882		\$17,882	
BT-058	To	Project #321513 - Highland Elementary School - Building Construction					(\$50,000)		(\$50,000)	
BT-059	From	Project #321512 - Edison Elementary School - Building Construction					\$8,522		\$8,522	
BT-060	To	Project #321599 - Program Contingency - Earnings Interest Tranche #001, #002, #003, and #004 - CBOC Bond Sales Report 2022-09					\$199,709		\$199,709	
Total Approved Changes:			(\$4,416,000)		(\$4,859,800)		(\$38,634,312)		(\$47,910,112)	
Total Changes			(\$4,416,000)		(\$4,859,800)		(\$38,634,312)		(\$47,910,112)	
Original Budget			\$4,528,574		\$4,988,600		\$39,764,454		\$49,281,628	
Approved Budget Changes			(\$4,416,000)	1.1%	(\$4,859,800)	1.2%	(\$38,634,312)	9.2%	(\$47,910,112)	11.7%
Forecast Budget Changes			\$0	0.0%	\$0	0.0%	\$0	0.0%	\$0	0.0%
Revised Projected Budget			\$112,574		\$128,800		\$1,130,142		\$1,371,516	

September 2022

[illegible]

Schedule Update Notes

Catlin, Conestoga, Edison and Masters updated to reflected phased projects

Central High update to align with current design RFP

Adjusted South High to start construction work in Summer 2021

Schedule Considerations

Construction Manager at Risk required

Normal weather condition factored in

Timely Permit and CO Inspection

Minimal Schedule Float

Steady work force

Force Majore are not factored in

New High Schools - Phased Delivery

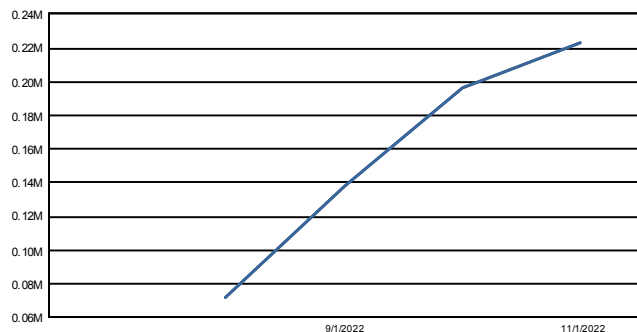
of FFE, Kitchen Equipment, and

Other items as areas are complete

1.39. **Substantial Completion** - Substantial Completion is the moment in time when the Work (or a specified part thereof) has progressed to the point where, in the opinion of OPS, the Architect and PM as evidenced by Architect's definitive Certificate of Substantial Completion, signed by the Architect and PM and approved by OPS, it is sufficiently complete, in accordance with the Contract Documents, so that the Work (or specified part) can be utilized for the purposes for which it is intended. The terms "substantially complete" and "substantially completed" as applied to all or part of the Work refer to Substantial Completion thereof. Whenever in the opinion of Architect any section or portion of the Work may be used or occupied by OPS without interference to the remaining Work, such section or portion may be so used and occupied and neither such partial use and occupancy nor any insurance, if any, purchased by OPS in connection therewith shall constitute an acceptance of such Work or any portion thereof as either substantially completed or complete. The approval of OPS with respect to the portions to be so used or occupied, shall also state the date or dates of commencement of Contractor's warranties and OPS's obligation to maintain.

Adams

CASH-FLOW



COMMENTS

The substantial completion was approved by the Board of Education in May 2022. An additional GMP Amendment was approved by Board of Education in July 2022 for parking lot replacement work. This additional parking lot work was substantially complete in August 2022.

SCOPE

3420 North 78th Street
Omaha, NE 68134-5099
Phone: (402) 572-9072

The Adams Elementary School scope of work includes capital improvement to the existing building. The plan provides for heating, ventilation and air-condition system updates along with other improvements to increase building system efficiencies.

BUDGET /COST STATUS

Adams	BUDGET	PROJECTED COSTS	(OVER)/UNDER	ACTUALS
Construction	\$1,975,634	\$1,975,634	\$0	\$1,767,390
Contingency	\$0	\$0	\$0	\$0
Design	\$133,700	\$133,700	\$0	\$131,256
FF&E	\$0	\$0	\$0	\$0
Misc.	\$107,066	\$107,066	\$0	\$94,690
TOTAL:	\$2,216,400	\$2,216,400	\$0	\$1,993,336

GENERAL INFORMATION

ARCHITECT: KPE Engineers

CONTRACTOR: CM@R - The Weitz Company

Catlin

CASH-FLOW

COMMENTS

The construction work is complete and the closeout documentation has been finalized and turned over to OPS. Substantial completion was approved by the Board of Education on January 21, 2021.

SCOPE

12736 Marinda Street
Omaha, NE 68144-2648
Phone: (402) 697-0414

The Catlin Elementary School scope of work includes capital improvement to the existing building. The plan provides for heating, ventilation and air-condition system updates along with other improvements to increase building system efficiencies.

BUDGET /COST STATUS

Catlin	BUDGET	PROJECTED COSTS	(OVER)/UNDER	ACTUALS
Construction	\$2,092,491	\$2,092,491	\$0	\$2,092,491
Contingency	\$0	\$0	\$0	\$0
Design	\$137,415	\$137,415	\$0	\$137,415
FF&E	\$0	\$0	\$0	\$0
Misc.	\$62,433	\$62,433	\$0	\$62,433
TOTAL:	\$2,292,339	\$2,292,339	\$0	\$2,292,339

GENERAL INFORMATION

ARCHITECT: The Schemmer Associates

CONTRACTOR: CM@R - Boyd Jones



2018 Bond Program School Summary Report

Report Date: 9/27/2022

Conestoga		
CASH-FLOW	COMMENTS	SCOPE
	The construction work is complete and the closeout documentation has been finalized and turned over to OPS. Substantial completion was approved by the Board of Education on January 21, 2021.	2115 Burdette Street Omaha, NE 68110 Phone: (402) 344-7147 The Conestoga Elementary School scope of work includes capital improvements to the existing building. The plan provides for heating, ventilation and air-condition system updates along with other improvements to increase building system efficiencies.

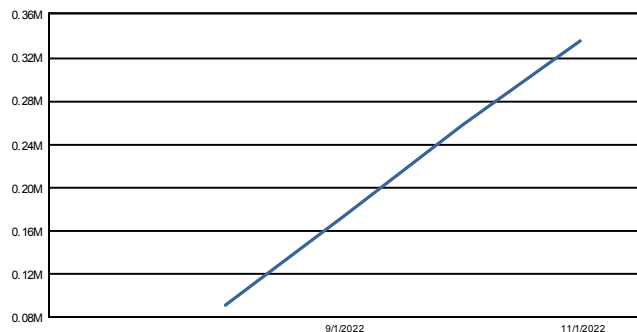
BUDGET /COST STATUS					GENERAL INFORMATION	
Conestoga	BUDGET	PROJECTED COSTS	(OVER)/UNDER	ACTUALS	ARCHITECT:	The Schemmer Associates
Construction	\$2,167,905	\$2,167,905	\$0	\$2,167,905	CONTRACTOR:	CM@R - Boyd Jones
Contingency	\$0	\$0	\$0	\$0		
Design	\$175,166	\$175,166	\$0	\$175,166		
FF&E	\$0	\$0	\$0	\$0		
Misc.	\$74,244	\$74,244	\$0	\$74,244		
TOTAL:	\$2,417,315	\$2,417,315	\$0	\$2,417,315		

Edison		
CASH-FLOW	COMMENTS	SCOPE
	The construction work is complete and the closeout documentation has been finalized and turned over to OPS. Substantial completion was approved by the Board of Education on September 9, 2021.	2303 North 97th Street Omaha, NE 68134-5609 Phone: (402) 392-7310 The Edison Elementary School scope of work includes capital improvement with an addition to the existing building. The plan provides for finishing of the safe area into two (2) classrooms, a three (3) classroom addition, heating, ventilation and air-condition system updates along with other improvements to increase building system efficiencies.

BUDGET /COST STATUS					GENERAL INFORMATION	
Edison	BUDGET	PROJECTED COSTS	(OVER)/UNDER	ACTUALS	ARCHITECT:	Jackson-Jackson
Construction	\$3,750,168	\$3,750,168	\$0	\$3,750,168	CONTRACTOR:	CM@R - Boyd Jones
Contingency	\$0	\$0	\$0	\$0		
Design	\$276,286	\$276,286	\$0	\$276,286		
FF&E	\$0	\$0	\$0	\$0		
Misc.	\$78,072	\$78,072	\$0	\$78,072		
TOTAL:	\$4,104,526	\$4,104,526	\$0	\$4,104,526		

Highland

CASH-FLOW



COMMENTS

The project substantial completion was approved by the Board of Education in January 2022. An additional GMP Amendment for site playground work was approved by the Board of Education in March 2022 and is scheduled to be complete in September 2022.

SCOPE

2625 Jefferson Street
Omaha, NE 68107-2378
Phone: (402) 734-5711

The Highland Elementary School scope of work includes a new addition and capital improvement to the existing building. The plan provides for an eleven (11) classroom addition to alleviate overcrowding along with heating, ventilation and air-condition system updates along with other improvements to increase building system efficiencies.

BUDGET /COST STATUS

Highland	BUDGET	PROJECTED COSTS	(OVER)/UNDER	ACTUALS
Construction	\$5,770,245	\$5,770,245	\$0	\$5,442,046
Contingency	\$0	\$0	\$0	\$0
Design	\$387,504	\$387,504	\$0	\$383,386
FF&E	\$19,641	\$19,641	\$0	\$19,641
Misc.	\$102,310	\$102,310	\$0	\$99,479
TOTAL:	\$6,279,700	\$6,279,700	\$0	\$5,944,552

GENERAL INFORMATION

ARCHITECT: Leo A Daly

CONTRACTOR: CM@R - Hausmann

King

CASH-FLOW

COMMENTS

Substantial completion was approved by the Board of Education on April 15, 2020. Project closeout documents have been submitted and transmitted to OPS.

SCOPE

3706 Maple Street
Omaha, NE 68111-3195
Phone: (402) 457-5723

The King Elementary School scope of work includes capital improvements to the existing building. The plan provides for heating, ventilation and air-condition system updates along with other improvements to increase building system efficiencies.

BUDGET /COST STATUS

King	BUDGET	PROJECTED COSTS	(OVER)/UNDER	ACTUALS
Construction	\$3,723,173	\$3,723,173	\$0	\$3,723,173
Contingency	\$0	\$0	\$0	\$0
Design	\$202,189	\$202,189	\$0	\$202,189
FF&E	\$0	\$0	\$0	\$0
Misc.	\$16,965	\$16,965	\$0	\$16,965
TOTAL:	\$3,942,327	\$3,942,327	\$0	\$3,942,327

GENERAL INFORMATION

ARCHITECT: The Schemmer Associates

CONTRACTOR: Elkhorn West Construction



2018 Bond Program School Summary Report

Report Date: 9/27/2022

Masters		
CASH-FLOW	COMMENTS	SCOPE
	The construction work is complete and the closeout documentation has been finalized and turned over to OPS. Substantial completion was approved by the Board of Education on March 16, 2021.	5505 North 99th Street Omaha, NE 68134-1599 Phone: (402) 572-1027 The Masters Elementary School scope of work includes capital improvements with an addition to the existing building. The plan provides for finishing of the safe area into two (2) classrooms, a four (4) classroom addition heating, ventilation and air-condition system updates along with other improvements to increase building system efficiencies.

BUDGET /COST STATUS				
Masters	BUDGET	PROJECTED COSTS	(OVER)/UNDER	ACTUALS
Construction	\$2,223,260	\$2,223,260	\$0	\$2,223,260
Contingency	\$0	\$0	\$0	\$0
Design	\$177,870	\$177,870	\$0	\$177,870
FF&E	\$0	\$0	\$0	\$0
Misc.	\$63,151	\$63,151	\$0	\$63,151
TOTAL:	\$2,464,280	\$2,464,280	\$0	\$2,464,280

GENERAL INFORMATION
ARCHITECT: Jackson-Jackson
CONTRACTOR: CM@R - Boyd Jones

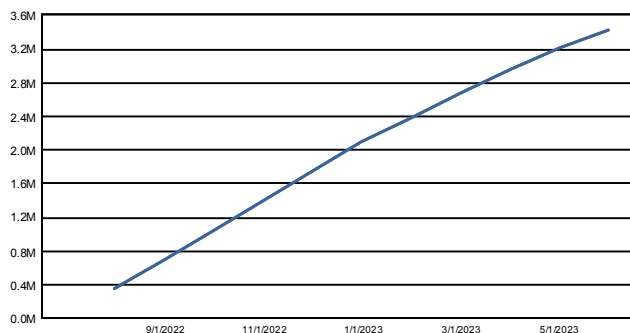
Pinewood		
CASH-FLOW	COMMENTS	SCOPE
	The substantial completion was approved by the Board of Education on October 19, 2020. Project closeout documents have been submitted and transmitted to OPS.	6717 North 63rd Street Omaha, NE 68152-2210 Phone: (402) 561-6000 The Pinewood Elementary School scope of work includes capital improvement with an addition to the existing building. The plan will provide for a three (3) classroom addition, interior modifications to eliminate the 'Open Plan' layout, heating, ventilation, air-condition system updates to the existing building along with other improvements to increase building system efficiencies.

BUDGET /COST STATUS				
Pinewood	BUDGET	PROJECTED COSTS	(OVER)/UNDER	ACTUALS
Construction	\$4,953,491	\$4,953,491	\$0	\$4,953,491
Contingency	\$0	\$0	\$0	\$0
Design	\$417,448	\$417,448	\$0	\$417,448
FF&E	\$0	\$0	\$0	\$0
Misc.	\$100,656	\$100,656	\$0	\$100,656
TOTAL:	\$5,471,595	\$5,471,595	\$0	\$5,471,595

GENERAL INFORMATION
ARCHITECT: Alley Poyner Macchietto
CONTRACTOR: Meco-Henne Contracting

Spring Lake

CASH-FLOW



COMMENTS

The building occupants have been relocated to a temporary facility established at the South Roads swing space while the building is under construction. The new early childhood and south stairwell addition building envelope, mechanical, electrical, and plumbing rough-ins is near completion. The architectural finishes in the new additions are scheduled to start work in October 2022. The capital improvements and renovation work to the existing mechanical, electrical, and plumbing systems will continue through Spring 2023.

SCOPE

4215 South 20th Street
Omaha, NE 68107-2098
Phone: (402) 734-1833

The Spring Lake Elementary School scope of work includes a new addition and capital improvement to the existing building. The plan provides for a ten (10) classroom addition to alleviate overcrowding, heating, ventilation and air-condition system updates along with other improvements to increase building system efficiencies.

BUDGET /COST STATUS

Spring Lake	BUDGET	PROJECTED COSTS	(OVER)/UNDER	ACTUALS
Construction	\$7,291,447	\$7,291,447	\$0	\$4,508,292
Contingency	\$0	\$0	\$0	\$0
Design	\$561,334	\$561,334	\$0	\$499,996
FF&E	\$0	\$0	\$0	\$0
Misc.	\$154,420	\$154,420	\$0	\$51,272
TOTAL:	\$8,007,200	\$8,007,200	\$0	\$5,059,560

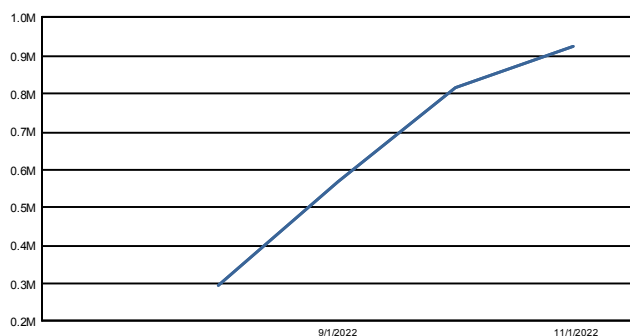
GENERAL INFORMATION

ARCHITECT: The Schemmer Associates

CONTRACTOR: CM@R - Hausmann

Pine

CASH-FLOW



COMMENTS

The project is in the closeout phase with punchlist work being finalized. The substantial completion was approved by the Board of Education in June 2022. The GMP Amendment for site playgrounds work was substantially complete in September 2022.

SCOPE

The 10th and Pine Street Elementary School scope of work includes construction of a new 600-student capacity facility.

BUDGET /COST STATUS

Pine	BUDGET	PROJECTED COSTS	(OVER)/UNDER	ACTUALS
Construction	\$16,668,557	\$16,668,557	\$0	\$16,064,366
Contingency	\$0	\$0	\$0	\$0
Design	\$1,141,698	\$1,141,698	\$0	\$1,098,019
FF&E	\$901,887	\$901,887	\$0	\$732,194
Misc.	\$287,858	\$287,858	\$0	\$256,763
TOTAL:	\$19,000,000	\$19,000,000	\$0	\$18,151,342

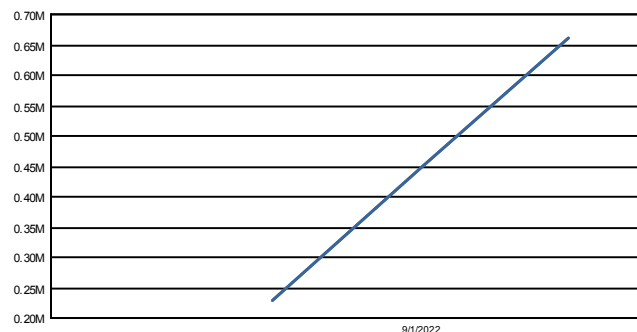
GENERAL INFORMATION

ARCHITECT: Jackson-Jackson

CONTRACTOR: CM@R - Darland

Forest Station

CASH-FLOW



COMMENTS

The project substantial completion was approved by the Board of Education on January 3, 2022. Project closeout documents have been submitted and transmitted to OPS.

SCOPE

The 1000 North Fort Crook Road Elementary School scope of work includes construction of a new 600-student capacity facility.

BUDGET /COST STATUS

Forest Station	BUDGET	PROJECTED COSTS	(OVER)/UNDER	ACTUALS
Construction	\$19,679,178	\$19,679,178	\$0	\$19,596,562
Contingency	\$0	\$0	\$0	\$0
Design	\$1,289,188	\$1,289,188	\$0	\$1,289,188
FF&E	\$890,701	\$890,701	\$0	\$800,528
Misc.	\$290,933	\$290,933	\$0	\$257,487
TOTAL:	\$22,150,000	\$22,150,000	\$0	\$21,943,764

GENERAL INFORMATION

ARCHITECT: Kenneth Hahn Architects

CONTRACTOR: CM@R - Hausmann

Lewis & Clark

CASH-FLOW

COMMENTS

The construction work is complete and the closeout documentation has been finalized and turned over to OPS. Substantial completion was approved by the Board of Education on February 7, 2022.

SCOPE

6901 Burt Street
Omaha, NE 68132
Phone: (402) 557-4300

The Lewis and Clark Middle School scope of work includes a new addition and capital improvement to the existing building. The plan provides for a fifteen (15) classroom addition, heating, ventilation and air-condition system updates along with other improvements to increase building system efficiencies.

BUDGET /COST STATUS

Lewis & Clark	BUDGET	PROJECTED COSTS	(OVER)/UNDER	ACTUALS
Construction	\$11,438,078	\$11,438,078	\$0	\$11,426,834
Contingency	\$0	\$0	\$0	\$0
Design	\$851,692	\$851,692	\$0	\$846,917
FF&E	\$65,532	\$65,532	\$0	\$65,532
Misc.	\$184,498	\$184,498	\$0	\$179,127
TOTAL:	\$12,539,800	\$12,539,800	\$0	\$12,518,410

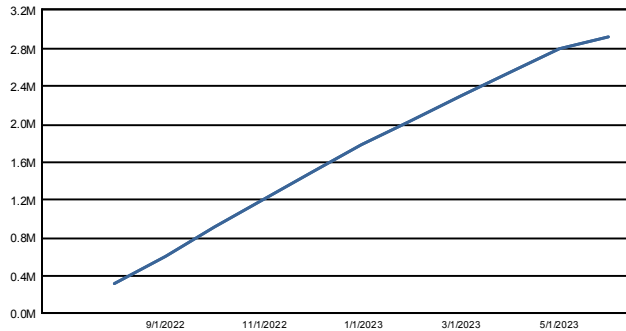
GENERAL INFORMATION

ARCHITECT: Alley Poyner Macchietto

CONTRACTOR: CM@R - Vrana

Morton

CASH-FLOW



COMMENTS

In the new addition, the work is substantially complete with punch list work ongoing. In the auditorium space, the work is near completion with punch list work being scheduled. The parking lot work is substantially complete and is being utilized. The roofing repairs work and the exterior window replacement work is substantially complete. The removal and relocation of the temporary classrooms is substantially complete. The remaining site landscaping work is scheduled to be complete in October 2022.

SCOPE

4606 Terrace Drive
Omaha, NE 68134
Phone: (402) 557-4700

The Morton Middle School scope of work includes a new addition and capital improvement to the existing building. The plan provides for a nine (9) classroom addition, heating, ventilation and air-condition system updates along with other improvements to increase building system efficiencies.

BUDGET /COST STATUS

Morton	BUDGET	PROJECTED COSTS	(OVER)/UNDER	ACTUALS
Construction	\$11,229,825	\$11,229,825	\$0	\$9,326,661
Contingency	\$0	\$0	\$0	\$0
Design	\$863,735	\$863,735	\$0	\$800,787
FF&E	\$64,515	\$64,515	\$0	\$64,515
Misc.	\$188,925	\$188,925	\$0	\$72,083
TOTAL:	\$12,347,000	\$12,347,000	\$0	\$10,264,045

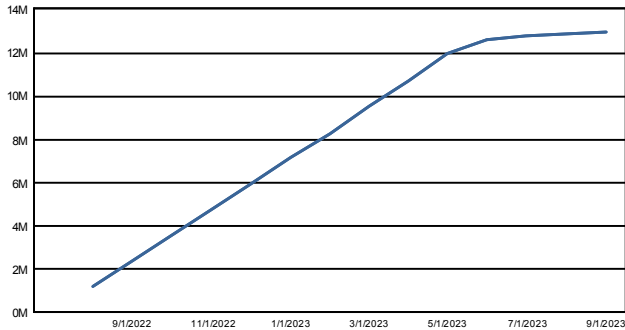
GENERAL INFORMATION

ARCHITECT: BVH Architecture

CONTRACTOR: CM@R - MCL Construction

Bluestem

CASH-FLOW



COMMENTS

The punchlist work started on the 3rd floor and will be ongoing throughout the building space into Fall 2022. The 2nd floor casework and finishes are being installed through September 2022. The ceiling grid work and wall sound panels in the music and media center is complete along with the carpet installation. The 1st floor corridor and restroom tile work is ongoing through September 2022. The gym equipment and wood flooring will be substantially complete in September 2022. The kitchen flooring and tile work is ongoing through September 2022. The kitchen equipment work is ongoing with deliveries and installation work scheduled through October 2022. The cafeteria area painting and cloud ceiling installation work is ongoing through September 2022. The track asphalt prep and pavement work is ongoing through September 2022. The asphalt track surface is scheduled to be installed in October 2022. The west parking lot grading and sidewalk work is ongoing through October 2022. The site landscaping work is scheduled to start in October 2022. The work for the public improvements on 42nd Street is substantially complete and the Y Street work is scheduled to be substantially complete in October 2022.

SCOPE

The 42nd and U Street Middle School scope of work includes construction of a new 1000-student capacity facility.

BUDGET /COST STATUS

Bluestem	BUDGET	PROJECTED COSTS	(OVER)/UNDER	ACTUALS
Construction	\$44,036,806	\$44,036,806	\$0	\$35,225,408
Contingency	\$0	\$0	\$0	\$0
Design	\$2,556,000	\$2,556,000	\$0	\$2,099,480
FF&E	\$1,747,879	\$1,747,879	\$0	\$626,071
Misc.	\$474,315	\$474,315	\$0	\$260,387
TOTAL:	\$48,815,000	\$48,815,000	\$0	\$38,211,345

GENERAL INFORMATION

ARCHITECT: RDG Planning & Design

CONTRACTOR: CM@R - McCarthy

2018 Bond Program

School Summary Report

Report Date: 9/27/2022

Benson		
CASH-FLOW	COMMENTS	SCOPE
	Substantial completion was approved by the Board of Education on February 1, 2021. Project closeout documents have been submitted and transmitted to OPS.	<p>5120 Maple Street Omaha, NE 68104 Phone: (402) 557-3000</p> <p>The Benson High School scope of work includes capital improvement to the existing building. The plan provides for heating, ventilation and air-condition system updates along with other improvements to increase building system efficiencies.</p>

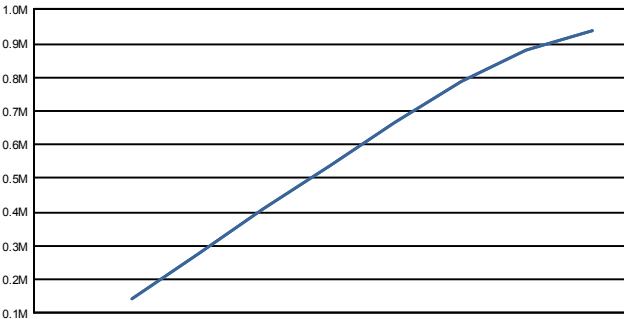
BUDGET /COST STATUS					GENERAL INFORMATION	
Benson	BUDGET	PROJECTED COSTS	(OVER)/UNDER	ACTUALS	ARCHITECT:	
Construction	\$7,195,702	\$7,195,702	\$0	\$7,195,702		
Contingency	\$0	\$0	\$0	\$0	CONTRACTOR:	CM@R - Hausmann
Design	\$589,025	\$589,025	\$0	\$589,025		
FF&E	\$0	\$0	\$0	\$0		
Misc.	\$99,769	\$99,769	\$0	\$99,769		
TOTAL:	\$7,884,496	\$7,884,496	\$0	\$7,884,496		

Bryan High		
CASH-FLOW	COMMENTS	SCOPE
	Substantial completion was approved by the Board of Education on December 14, 2020. Project closeout documents have been submitted and transmitted to OPS.	<p>4700 Giles Road Omaha, NE 68157-2699 Phone: (402) 557-3100</p> <p>The Bryan High School scope of work includes capital improvement to the existing building. The plan provides for heating, ventilation and air-condition system updates along with other improvements to increase building system efficiencies.</p>

BUDGET /COST STATUS					GENERAL INFORMATION	
Bryan High	BUDGET	PROJECTED COSTS	(OVER)/UNDER	ACTUALS	ARCHITECT:	
Construction	\$5,161,348	\$5,161,348	\$0	\$5,161,348		
Contingency	\$0	\$0	\$0	\$0	CONTRACTOR:	CM@R - Hausmann
Design	\$398,000	\$398,000	\$0	\$398,000		
FF&E	\$0	\$0	\$0	\$0		
Misc.	\$4,270	\$4,270	\$0	\$4,270		
TOTAL:	\$5,563,618	\$5,563,618	\$0	\$5,563,618		

Burke		
CASH-FLOW	COMMENTS	SCOPE
	Substantial completion was approved by the Board of Education on October 21, 2019. Project closeout documents have been submitted and transmitted to OPS.	12200 Burke Blvd. Omaha, NE 68154 Phone: (402) 557-3200 The Burke High School scope of work includes capital improvement to the existing building. The plan provides for heating, ventilation and air-condition system updates along with other improvements to increase building system efficiencies.

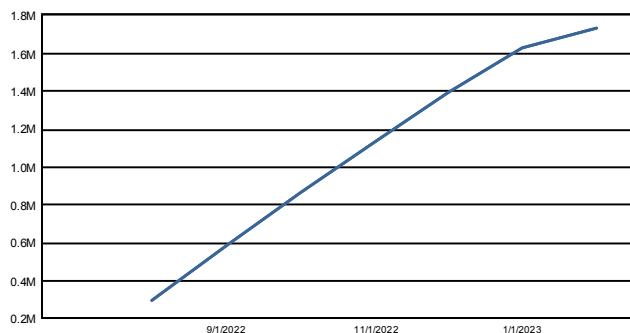
BUDGET /COST STATUS					GENERAL INFORMATION	
Burke	BUDGET	PROJECTED COSTS	(OVER)/UNDER	ACTUALS	ARCHITECT:	KPE Engineers
Construction	\$5,116,970	\$5,116,970	\$0	\$5,116,970	CONTRACTOR:	CM@R - Weitz
Contingency	\$0	\$0	\$0	\$0		
Design	\$371,673	\$371,673	\$0	\$371,673		
FF&E	\$0	\$0	\$0	\$0		
Misc.	\$37,639	\$37,639	\$0	\$37,639		
TOTAL:	\$5,526,282	\$5,526,282	\$0	\$5,526,282		

Central		
CASH-FLOW	COMMENTS	SCOPE
	The remaining domed skylight and the vertical panel skylight work is substantially complete. The additional auditorium work in the sound booth is in progress and is on schedule to be complete later this Fall 2022. Some additional work has been requested for the stage set-up and this scope of work is being reviewed for pricing and delivery method. The project team continues refining an action plan for the on-going HVAC control work to be completed throughout the building through Fall/Winter 2022.	124 North 20th Street Omaha, NE 68102 Phone: (402) 557-3300 The Central High School scope of work includes capital improvement to the existing building. The plan provides for heating, ventilation and air-condition system updates along with other improvements to increase building system efficiencies.

BUDGET /COST STATUS					GENERAL INFORMATION	
Central	BUDGET	PROJECTED COSTS	(OVER)/UNDER	ACTUALS	ARCHITECT:	Alley Poyner Macchietto
Construction	\$5,357,780	\$5,357,780	\$0	\$4,803,784	CONTRACTOR:	CM@R - The Weitz Company
Contingency	\$0	\$0	\$0	\$0		
Design	\$420,500	\$420,500	\$0	\$420,500		
FF&E	\$0	\$0	\$0	\$0		
Misc.	\$269,520	\$269,520	\$0	\$75,218		
TOTAL:	\$6,047,800	\$6,047,800	\$0	\$5,299,502		

North

CASH-FLOW



COMMENTS

The project substantial completion was approved by the Board of Education in September 2022. The mechanical system commissioning and testing is ongoing through Fall 2022. Minor additional scopes of work will continue through Fall 2022.

SCOPE

4410 North 36th Street
Omaha, NE 68111
Phone: (402) 557-3400

The North High School scope of work includes capital improvement to the existing building. The plan provides for heating, ventilation and air-condition system updates along with other improvements to increase building system efficiencies.

BUDGET /COST STATUS

North	BUDGET	PROJECTED COSTS	(OVER)/UNDER	ACTUALS
Construction	\$7,675,439	\$7,675,439	\$0	\$6,870,222
Contingency	\$0	\$0	\$0	\$0
Design	\$475,331	\$475,331	\$0	\$400,364
FF&E	\$0	\$0	\$0	\$0
Misc.	\$144,030	\$144,030	\$0	\$65,378
TOTAL:	\$8,294,800	\$8,294,800	\$0	\$7,335,964

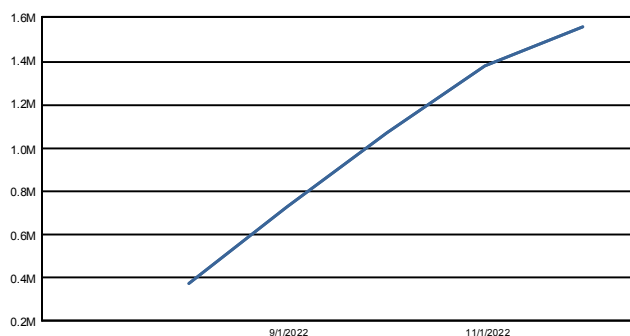
GENERAL INFORMATION

ARCHITECT: Jackson-Jackson

CONTRACTOR: CM@R - Hausmann

Northwest

CASH-FLOW



COMMENTS

The project substantial completion was approved by the Board of Education in September 2022. The mechanical system commissioning and testing is ongoing through Winter 2022.

SCOPE

8204 Crown Point Avenue
Omaha, NE 68134
Phone: (402) 557-3500

The Northwest High School scope of work includes capital improvement to the existing building. The plan provides for heating, ventilation and air-condition system updates along with other improvements to increase building system efficiencies.

BUDGET /COST STATUS

Northwest	BUDGET	PROJECTED COSTS	(OVER)/UNDER	ACTUALS
Construction	\$6,446,000	\$6,446,000	\$0	\$5,644,003
Contingency	\$271,141	\$271,141	\$0	\$0
Design	\$549,199	\$549,199	\$0	\$464,350
FF&E	\$0	\$0	\$0	\$0
Misc.	\$168,860	\$168,860	\$0	\$70,572
TOTAL:	\$7,435,200	\$7,435,200	\$0	\$6,178,925

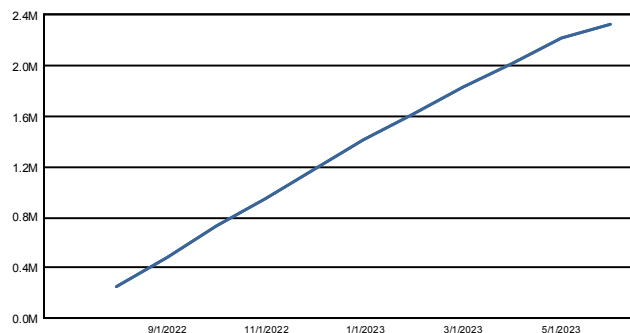
GENERAL INFORMATION

ARCHITECT: Jackson-Jackson

CONTRACTOR: CM@R - Hausmann

South

CASH-FLOW



COMMENTS

The building mechanical and electrical work is substantially complete and punch list work is near completion throughout those spaces. The chimney stack demolition work is complete and the flue replacement work is substantially complete. The mechanical scope of work in the pool area is in progress and is on scheduled to be complete later this Fall 2022.

SCOPE

4519 South 24th Street
Omaha, NE 68107
Phone: (402) 557-3600

The South High School scope of work includes capital improvement to the existing building. The plan provides for heating, ventilation and air-condition system updates along with other improvements to increase building system efficiencies.

BUDGET /COST STATUS

South	BUDGET	PROJECTED COSTS	(OVER)/UNDER	ACTUALS
Construction	\$10,396,010	\$10,396,010	\$0	\$9,356,190
Contingency	\$0	\$0	\$0	\$0
Design	\$817,153	\$817,153	\$0	\$680,976
FF&E	\$0	\$0	\$0	\$0
Misc.	\$296,037	\$296,037	\$0	\$73,168
TOTAL:	\$11,509,200	\$11,509,200	\$0	\$10,110,334

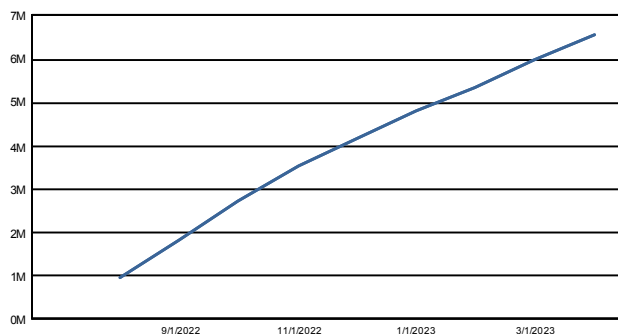
GENERAL INFORMATION

ARCHITECT: BCDM Architects

CONTRACTOR: CM@R - The Weitz Company

Buena Vista

CASH-FLOW



COMMENTS

The substantial completion for the high school was approved by the Board of Education in May 2022. The project is in the closeout phase with final punch list items being addressed and completed. The YMCA Express & One World Clinic work is substantially complete and the punch list work is taking place. The athletic field improvements work started in June 2022 and is scheduled to be complete in Spring 2023.

SCOPE

The 60th and L Street High School scope of work includes construction of a new 1500-student capacity facility.

BUDGET /COST STATUS

Buena Vista	BUDGET	PROJECTED COSTS	(OVER)/UNDER	ACTUALS
Construction	\$85,483,653	\$85,483,653	\$0	\$81,721,883
Contingency	\$0	\$0	\$0	\$0
Design	\$5,474,479	\$5,474,479	\$0	\$5,213,738
FF&E	\$2,784,923	\$2,784,923	\$0	\$2,128,637
Misc.	\$715,476	\$715,476	\$0	\$661,822
TOTAL:	\$94,458,531	\$94,458,531	\$0	\$89,726,080

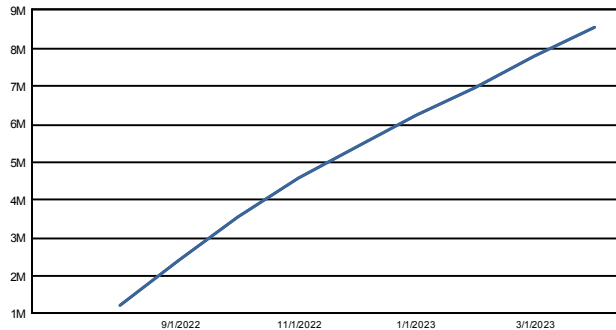
GENERAL INFORMATION

ARCHITECT: DLR Group

CONTRACTOR: CM@R - McCarthy

Westview

CASH-FLOW



COMMENTS

The substantial completion for the high school was approved by the Board of Education in May 2022. The project is in the closeout phase with final punch list items being addressed and completed. The interior finishes in the YMCA area is complete. The athletic field improvements work started in June 2022 and is scheduled to be complete in Spring 2023.

SCOPE

The 156th and Ida Street High School scope of work includes construction of a new 1500-student capacity facility. Additional square footage has been added to the plan to accommodate a partnership with the YMCA of Greater Omaha (YMCA). Through this partnership, OPS would contribute space for a cycling studio, child watch and YMCA offices, needed by the YMCA for their programs. The YMCA would contribute funds to support the construction of an aquatics center, consisting of a 6 swim lane pool with spectator seating and leisure pool area. The YMCA and OPS would share access to the Auxiliary Gym, Wrestling/Multi-Purpose Room, Weight/Fitness Room, Dance Aerobics/Multi-Purpose Room, Community Room. The shared Weight/Fitness Room and Dance Aerobics/Multi-Purpose Room would increase in size to align with the YMCA programs and equipment needs.

BUDGET /COST STATUS

Westview	BUDGET	PROJECTED COSTS	(OVER)/UNDER	ACTUALS
Construction	\$81,365,308	\$81,365,308	\$0	\$74,312,234
Contingency	\$0	\$0	\$0	\$0
Design	\$5,983,772	\$5,983,772	\$0	\$5,857,205
FF&E	\$3,003,517	\$3,003,517	\$0	\$2,172,427
Misc.	\$707,963	\$707,963	\$0	\$638,286
TOTAL:	\$91,060,560	\$91,060,560	\$0	\$82,980,152

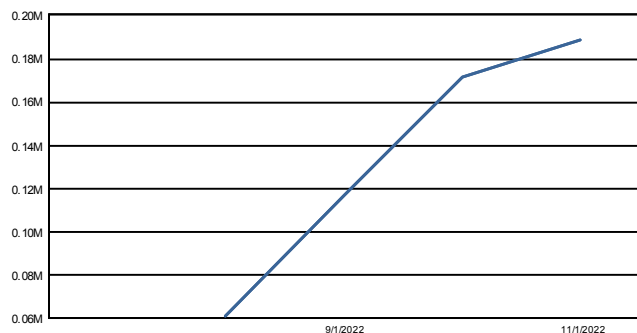
GENERAL INFORMATION

ARCHITECT: BCDM Architects

CONTRACTOR: CM@R - Sampson

Blackburn

CASH-FLOW



COMMENTS

The GMP Amendment for skylight replacement work reached substantial completion in August 2022. The project substantial completion was approved by the Board of Education in September 2022.

SCOPE

2606 Hamilton Street
Omaha, NE 68131
Phone: (402) 344-3385

The Blackburn Alternative School scope of work includes capital improvement to the existing building. The plan provides for heating, ventilation and air-condition system updates along with other improvements to increase building system efficiencies.

BUDGET /COST STATUS

Blackburn	BUDGET	PROJECTED COSTS	(OVER)/UNDER	ACTUALS
Construction	\$2,999,158	\$2,999,158	\$0	\$2,869,646
Contingency	\$0	\$0	\$0	\$0
Design	\$251,405	\$251,405	\$0	\$241,997
FF&E	\$0	\$0	\$0	\$0
Misc.	\$158,637	\$158,637	\$0	\$108,866
TOTAL:	\$3,409,200	\$3,409,200	\$0	\$3,220,509

GENERAL INFORMATION

ARCHITECT: KPE Engineers

CONTRACTOR: CM@R - The Weitz Company

Transition Program

CASH-FLOW

COMMENTS

Substantial completion was approved by the Board of Education on October 21, 2019. Project closeout documents have been submitted and transmitted to OPS.

SCOPE

The Transition program scope of work includes the capital to complete tenant improvement work needed to accommodate the relocation of the transition program from the Paralyzed Veterans of America location as well as the relocation of the transition program from the Career Center.

BUDGET /COST STATUS

Transition Program	BUDGET	PROJECTED COSTS	(OVER)/UNDER	ACTUALS
Construction	\$2,084,225	\$2,084,225	\$0	\$2,084,225
Contingency	\$0	\$0	\$0	\$0
Design	\$154,548	\$154,548	\$0	\$154,548
FF&E	\$61,520	\$61,520	\$0	\$61,520
Misc.	\$1,151	\$1,151	\$0	\$1,151
TOTAL:	\$2,301,443	\$2,301,443	\$0	\$2,301,443

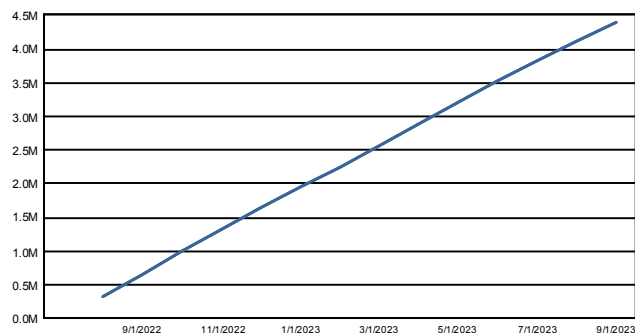
GENERAL INFORMATION

ARCHITECT: BVH Architecture

CONTRACTOR: Midwest DCM

Program Mgmt. & Admin.

CASH-FLOW



COMMENTS

Program Management and Administration is for the general bond program construction management and administration services.

SCOPE

BUDGET /COST STATUS

Program Mgmt. & Admin.	BUDGET	PROJECTED COSTS	(OVER)/UNDER	ACTUALS
Contingency	\$0	\$0	\$0	\$0
FF&E	\$150,000	\$150,000	\$0	\$2,745
Misc.	\$15,590,000	\$15,590,000	\$0	\$11,854,177
TOTAL:	\$15,740,000	\$15,740,000	\$0	\$11,856,922

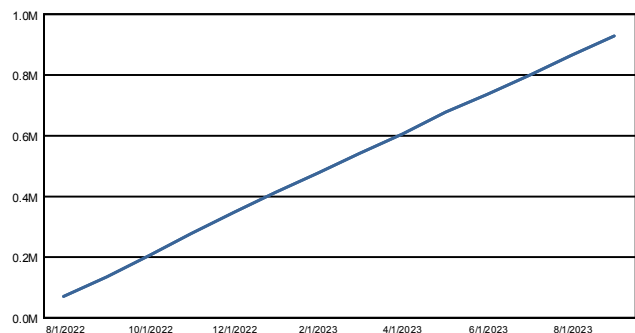
GENERAL INFORMATION

ARCHITECT: N/A

CONTRACTOR: Jacobs

Program - Contingency

CASH-FLOW



COMMENTS

Program Non-Spend Contingency is for the general bond program general contingency budget allocations; testing, inspection, and commissioning budget allocations; hazardous materials remediation budget allocations.

SCOPE

BUDGET /COST STATUS

Program - Contingency	BUDGET	PROJECTED COSTS	(OVER)/UNDER	ACTUALS
Contingency	\$1,130,142	\$1,130,142	\$0	\$0
TOTAL:	\$1,130,142	\$1,130,142	\$0	\$0

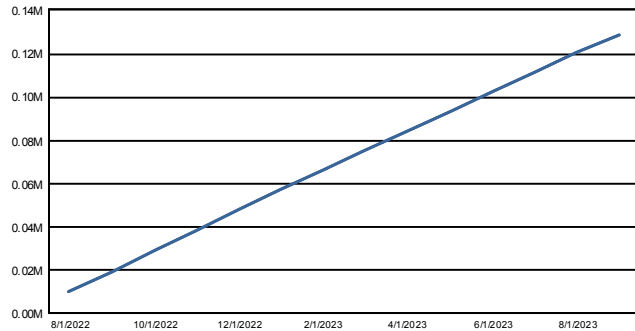
GENERAL INFORMATION

ARCHITECT: N/A

CONTRACTOR: N/A

Program - Hazardous Mtrls./Remediation

CASH-FLOW



COMMENTS

Program Non-Spend Contingency is for the general bond program general contingency budget allocations; testing, inspection, and commissioning budget allocations; hazardous materials remediation budget allocations.

SCOPE

BUDGET /COST STATUS

Program - Hazardous Mtrls./Remediation	BUDGET	PROJECTED COSTS	(OVER)/UNDER	ACTUALS
Misc.	\$128,800	\$128,800	\$0	\$0
TOTAL:	\$128,800	\$128,800	\$0	\$0

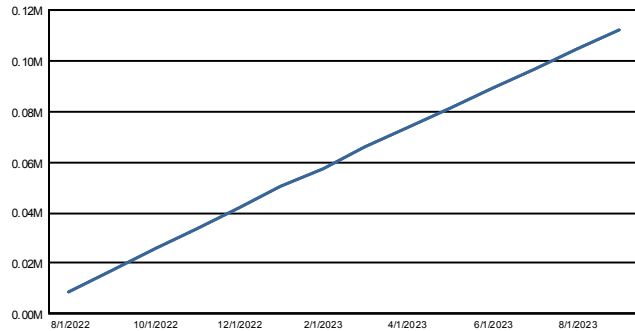
GENERAL INFORMATION

ARCHITECT: N/A

CONTRACTOR: N/A

Program - Test, Inspect, & Commish

CASH-FLOW



COMMENTS

Program Non-Spend Contingency is for the general bond program general contingency budget allocations; testing, inspection, and commissioning budget allocations; hazardous materials remediation budget allocations.

SCOPE

BUDGET /COST STATUS

Program - Test, Inspect, & Commish	BUDGET	PROJECTED COSTS	(OVER)/UNDER	ACTUALS
Misc.	\$112,574	\$112,574	\$0	\$0
TOTAL:	\$112,574	\$112,574	\$0	\$0

GENERAL INFORMATION

ARCHITECT: N/A

CONTRACTOR: N/A



2018 Bond Program

Report Date 9/27/2022

Economic Inclusion Plan & Commitment Monitoring Report

The 15% EI Plan Goal is an overall Bond Program Goal which is applied to all account codes except Land Acquisition and Builders' Risk Insurance

A			CONTRACT COMMITMENTS				EXPENDITURES				
Bid Package	Vendor	Total Contract Amount (\$)	Tier #1 Contract Commitment (\$)	Tier #2 Contract Commitment (\$)	Tier #1 & #2 Contract Commitment (\$)	Tier #1 & #2 % of Contract Amount	Tier #1 ETD (\$)	Tier #1 ETD % Contract Commitment (\$)	Tier #2 ETD (\$)	Tier #2 ETD % Contract Commitment (\$)	Tier #1 & #2 ETD % of Overall Contract
Architect/Engineer											
Catlin Elementary	The Schemmer Associates Inc.	\$137,415	\$9,619	\$0	\$9,619	7.00%	\$16,511	171.65%	\$0	0.00%	12.02%
Conestoga Elementary	The Schemmer Associates Inc.	\$175,166	\$12,190	\$0	\$12,190	6.96%	\$16,511	135.45%	\$0	0.00%	9.43%
King Elementary	The Schemmer Associates Inc.	\$202,189	\$1,553	\$0	\$1,553	0.77%	\$1,553	100.00%	\$0	0.00%	0.77%
Benson High	Leo A. Daly	\$589,025	\$4,103	\$0	\$4,103	0.70%	\$0	0.00%	\$0	0.00%	0.00%
Bryan High	TACK Architects	\$398,000	\$0	\$0	\$0	0.00%	\$0	0.00%	\$2,282	0.00%	0.57%
Burke High	KPE Consulting Engineers	\$371,673	\$5,000	\$0	\$5,000	1.35%	\$33,750	675.00%	\$0	0.00%	9.08%
Forest Station Elementary	Kenneth Hahn Architects	\$1,289,188	\$0	\$130,680	\$130,680	10.14%	\$0	0.00%	\$144,269	110.40%	11.19%
Buena Vista High	DLR Group	\$5,456,810	\$161,000	\$195,500	\$356,500	6.53%	\$186,858	116.06%	\$103,755	53.07%	5.33%
Buena Vista High	DVS Security	\$17,669	\$0	\$0	\$0	0.00%	\$0	0.00%	\$0	0.00%	0.00%
Westview High	BCDM Architects	\$5,966,103	\$0	\$322,000	\$322,000	5.40%	\$0	0.00%	\$308,244	95.73%	5.17%
Westview High	DVS Security	\$17,669	\$0	\$0	\$0	0.00%	\$0	0.00%	\$0	0.00%	0.00%
Transition Program	Bahr Varmeer Haecker Architects	\$154,548	\$0	\$5,406	\$5,406	3.50%	\$0	0.00%	\$4,120	76.21%	2.67%
Pinewood Elementary	Alley-Poyner Macchietto Architecture	\$417,448	\$28,361	\$2,884	\$31,245	7.48%	\$26,616	93.85%	\$4,500	156.03%	7.45%
Edison Elementary	Jackson-Jackson & Associates, Inc.	\$274,530	\$0	\$0	\$0	0.00%	\$0	0.00%	\$0	0.00%	0.00%
Highland Elementary	Leo A. Daly	\$387,504	\$16,900	\$87,880	\$104,780	27.04%	\$17,100	101.18%	\$102,768	116.94%	30.93%
Masters Elementary	Jackson-Jackson & Associates, Inc.	\$177,870	\$0	\$0	\$0	0.00%	\$0	0.00%	\$0	0.00%	0.00%



2018 Bond Program

Report Date 9/27/2022

Economic Inclusion Plan & Commitment Monitoring Report

The 15% EI Plan Goal is an overall Bond Program Goal which is applied to all account codes except Land Acquisition and Builders' Risk Insurance

		A Total Contract Amount (\$)	CONTRACT COMMITMENTS				EXPENDITURES				
Bid Package	Vendor		B Tier #1 Contract Commitment (\$)	C Tier #2 Contract Commitment (\$)	D=B+C Tier #1 & #2 Contract Commitment (\$)	E=D/A Tier #1 & #2 % of Contract Amount	F Tier #1 ETD (\$) Amount	G=F/B Tier #1 ETD % Contract Commitment (\$)	H Tier #2 ETD (\$) Amount	I=H/C Tier #2 ETD % Contract Commitment (\$)	J=(F+H)/A Tier #1 & #2 ETD % of Overall Contract
Architect/Engineer											
Spring Lake Elementary	The Schemmer Associates Inc.	\$561,334	\$33,200	\$29,050	\$62,250	11.09%	\$11,000	33.13%	\$16,500	56.80%	4.90%
Lewis & Clark Middle	Alley-Poyner Macchietto Architecture	\$851,692	\$25,410	\$50,820	\$76,230	8.95%	\$28,644	112.73%	\$11,813	23.24%	4.75%
Central High	Alley-Poyner Macchietto Architecture	\$420,500	\$0	\$72,250	\$72,250	17.18%	\$0	0.00%	\$29,560	40.91%	7.03%
Bluestem Middle School	RDG	\$2,289,500	\$67,830	\$90,440	\$158,270	6.91%	\$159,122	234.59%	\$0	0.00%	6.95%
Pine Elementary	Alvine Engineering	(\$61,062)	\$0	\$0	\$0	0.00%	\$0	0.00%	\$0	0.00%	0.00%
Pine Elementary	Jackson-Jackson & Associates, Inc.	\$1,202,760	\$0	\$132,863	\$132,863	11.05%	\$0	0.00%	\$0	0.00%	0.00%
Adams Elementary	KPE Consulting Engineers	\$133,700	\$3,850	\$7,150	\$11,000	8.23%	\$11,480	298.18%	\$13,910	194.55%	18.99%
Northwest High	Jackson-Jackson & Associates, Inc.	\$507,788	\$0	\$91,735	\$91,735	18.07%	\$0	0.00%	\$0	0.00%	0.00%
Morton Middle	Bahr Varmeer Haecker Architects	\$863,735	\$0	\$47,469	\$47,469	5.50%	\$0	0.00%	\$48,131	101.40%	5.57%
North High	Jackson-Jackson & Associates, Inc.	\$440,178	\$0	\$79,400	\$79,400	18.04%	\$0	0.00%	\$0	0.00%	0.00%
Blackburn School	KPE Consulting Engineers	\$251,405	\$8,050	\$14,950	\$23,000	9.15%	\$19,446	241.57%	\$26,187	175.16%	18.15%
South High	BCDM Architects	\$751,250	\$0	\$95,215	\$95,215	12.67%	\$0	0.00%	\$81,087	85.16%	10.79%
Total For Architect/Engineer:		\$24,245,586	\$377,066	\$1,455,692	\$1,832,758	7.56%	\$532,694	141.27%	\$897,562	61.66%	5.90%
Construction											
Program Mgmt. & Admin.	Boyd Jones Construction	\$11,000	\$0	\$0	\$0	0.00%	\$0	0.00%	\$0	0.00%	0.00%
Program Mgmt. & Admin.	Engineered Controls Inc.	\$21,854	\$0	\$0	\$0	0.00%	\$0	0.00%	\$0	0.00%	0.00%



2018 Bond Program

Report Date 9/27/2022

Economic Inclusion Plan & Commitment Monitoring Report

The 15% EI Plan Goal is an overall Bond Program Goal which is applied to all account codes except Land Acquisition and Builders' Risk Insurance

A			CONTRACT COMMITMENTS				EXPENDITURES				
B	C	D=B+C	E=D/A	F	G=F/B	H	I=H/C	J=(F+H)/A			
Bid Package	Vendor	Total Contract Amount (\$)	Tier #1 Contract Commitment (\$)	Tier #2 Contract Commitment (\$)	Tier #1 & #2 Contract Commitment (\$)	Tier #1 & #2 % of Contract Amount	Tier #1 ETD (\$) Amount	Tier #1 ETD % Contract Commitment (\$)	Tier #2 ETD (\$) Amount	Tier #2 ETD % Contract Commitment (\$)	Tier #1 & #2 ETD % of Overall Contract
Construction											
Program Mgmt. & Admin.	Future Construction Specialties	\$3,785	\$3,785	\$0	\$3,785	100.00%	\$3,785	100.00%	\$0	0.00%	100.00%
Program Mgmt. & Admin.	JW Services	\$5,384	\$0	\$5,384	\$5,384	100.00%	\$0	0.00%	\$5,384	100.00%	100.00%
Catlin Elementary	American Boiler Company	\$13,101	\$0	\$0	\$0	0.00%	\$0	0.00%	\$0	0.00%	0.00%
Catlin Elementary	Boyd Jones Construction	\$1,995,423	\$0	\$40,275	\$40,275	2.02%	\$0	0.00%	\$50,190	124.62%	2.52%
Catlin Elementary	Engineered Controls Inc.	\$750	\$0	\$0	\$0	0.00%	\$0	0.00%	\$0	0.00%	0.00%
Catlin Elementary	Harold K. Scholz, Co.	\$800	\$0	\$0	\$0	0.00%	\$0	0.00%	\$0	0.00%	0.00%
Catlin Elementary	Jamco Abatement Services	\$12,200	\$0	\$12,200	\$12,200	100.00%	\$0	0.00%	\$12,200	100.00%	100.00%
Catlin Elementary	Jesse L Gibson	\$2,140	\$0	\$2,140	\$2,140	100.00%	\$0	0.00%	\$2,140	100.00%	100.00%
Catlin Elementary	Kellys Carpet	\$57,122	\$0	\$0	\$0	0.00%	\$0	0.00%	\$0	0.00%	0.00%
Catlin Elementary	Prime Communications Inc.	\$1,389	\$0	\$0	\$0	0.00%	\$0	0.00%	\$0	0.00%	0.00%
Catlin Elementary	Siemens	\$8,594	\$0	\$0	\$0	0.00%	\$0	0.00%	\$0	0.00%	0.00%
Conestoga Elementary	Allegiance Restortation, LLC	\$3,000	\$0	\$0	\$0	0.00%	\$0	0.00%	\$0	0.00%	0.00%
Conestoga Elementary	ASI Signage	\$842	\$0	\$0	\$0	0.00%	\$0	0.00%	\$0	0.00%	0.00%
Conestoga Elementary	Boyd Jones Construction	\$1,904,607	\$0	\$47,790	\$47,790	2.51%	\$0	0.00%	\$79,465	166.28%	4.17%
Conestoga Elementary	Buller Fixture Company	\$30,750	\$0	\$0	\$0	0.00%	\$0	0.00%	\$0	0.00%	0.00%
Conestoga Elementary	Downs Electric Inc.	\$6,500	\$0	\$0	\$0	0.00%	\$0	0.00%	\$0	0.00%	0.00%
Conestoga Elementary	Drexel Mechanical Inc.	\$2,950	\$0	\$0	\$0	0.00%	\$0	0.00%	\$0	0.00%	0.00%



2018 Bond Program

Report Date 9/27/2022

Economic Inclusion Plan & Commitment Monitoring Report

The 15% EI Plan Goal is an overall Bond Program Goal which is applied to all account codes except Land Acquisition and Builders' Risk Insurance

A			CONTRACT COMMITMENTS				EXPENDITURES				
Bid Package	Vendor	Total Contract Amount (\$)	Tier #1 Contract Commitment (\$)	Tier #2 Contract Commitment (\$)	Tier #1 & #2 Contract Commitment (\$)	Tier #1 & #2 % of Contract Amount	Tier #1 ETD (\$)	Tier #1 ETD % Contract Commitment (\$)	Tier #2 ETD (\$)	Tier #2 ETD % Contract Commitment (\$)	Tier #1 & #2 ETD % of Overall Contract
Construction											
Conestoga Elementary	Electronic Sound Inc	\$4,290	\$0	\$0	\$0	0.00%	\$0	0.00%	\$0	0.00%	0.00%
Conestoga Elementary	Electronic Sound Inc	\$1,726	\$0	\$0	\$0	0.00%	\$0	0.00%	\$0	0.00%	0.00%
Conestoga Elementary	Elkhorn West Construction, Inc.	\$188,900	\$0	\$0	\$0	0.00%	\$0	0.00%	\$0	0.00%	0.00%
Conestoga Elementary	Engineered Controls Inc.	\$750	\$0	\$0	\$0	0.00%	\$0	0.00%	\$0	0.00%	0.00%
Conestoga Elementary	Hillman Home Maintenance	\$8,243	\$0	\$0	\$0	0.00%	\$0	0.00%	\$0	0.00%	0.00%
Conestoga Elementary	Jamco Abatement Services	\$10,792	\$0	\$10,792	\$10,792	100.00%	\$0	0.00%	\$10,792	100.00%	100.00%
Conestoga Elementary	Mechanical Systems, Inc.	\$328	\$0	\$0	\$0	0.00%	\$0	0.00%	\$0	0.00%	0.00%
Conestoga Elementary	Mustang Electric Inc.	\$1,500	\$0	\$1,500	\$1,500	100.00%	\$0	0.00%	\$1,500	100.00%	100.00%
Conestoga Elementary	Verne Simmonds Company	\$1,700	\$0	\$0	\$0	0.00%	\$0	0.00%	\$0	0.00%	0.00%
King Elementary	A United Automatic Doors & Glass	\$6,782	\$0	\$0	\$0	0.00%	\$0	0.00%	\$0	0.00%	0.00%
King Elementary	Elkhorn West Construction, Inc.	\$3,497,311	\$95,650	\$28,500	\$124,150	3.55%	\$84,616	88.46%	\$31,000	108.77%	3.31%
King Elementary	Fisher Fixture Company	\$31,768	\$0	\$0	\$0	0.00%	\$0	0.00%	\$0	0.00%	0.00%
King Elementary	Grunwald Mechanical Contractors	\$510	\$0	\$0	\$0	0.00%	\$0	0.00%	\$0	0.00%	0.00%
King Elementary	Grunwald Mechanical Contractors	\$2,428	\$0	\$0	\$0	0.00%	\$0	0.00%	\$0	0.00%	0.00%
King Elementary	Haddock Education Technologies	\$1,229	\$0	\$0	\$0	0.00%	\$0	0.00%	\$0	0.00%	0.00%
King Elementary	Hillyard	\$7,865	\$0	\$0	\$0	0.00%	\$0	0.00%	\$0	0.00%	0.00%



2018 Bond Program

Report Date 9/27/2022

Economic Inclusion Plan & Commitment Monitoring Report

The 15% EI Plan Goal is an overall Bond Program Goal which is applied to all account codes except Land Acquisition and Builders' Risk Insurance

A			CONTRACT COMMITMENTS				EXPENDITURES				
B	C	D=B+C	E=D/A	F	G=F/B	H	I=H/C	J=(F+H)/A			
Bid Package	Vendor	Total Contract Amount (\$)	Tier #1 Contract Commitment (\$)	Tier #2 Contract Commitment (\$)	Tier #1 & #2 Contract Commitment (\$)	Tier #1 & #2 % of Contract Amount	Tier #1 ETD (\$)	Tier #1 ETD % Contract Commitment (\$)	Tier #2 ETD (\$)	Tier #2 ETD % Contract Commitment (\$)	Tier #1 & #2 ETD % of Overall Contract
Construction											
King Elementary	Jamco Abatement Services	\$32,125	\$0	\$32,125	\$32,125	100.00%	\$0	0.00%	\$32,125	100.00%	100.00%
King Elementary	Mechanical Systems, Inc.	\$835	\$0	\$0	\$0	0.00%	\$0	0.00%	\$0	0.00%	0.00%
King Elementary	Mechanical Systems, Inc.	\$69,750	\$0	\$0	\$0	0.00%	\$0	0.00%	\$0	0.00%	0.00%
King Elementary	Miller Electric Company	\$20,751	\$0	\$0	\$0	0.00%	\$0	0.00%	\$0	0.00%	0.00%
King Elementary	Miller Electric Company	\$1,069	\$0	\$0	\$0	0.00%	\$0	0.00%	\$0	0.00%	0.00%
King Elementary	Omaha Stage Equipment Inc.	\$3,234	\$0	\$0	\$0	0.00%	\$0	0.00%	\$0	0.00%	0.00%
King Elementary	Prime Communications Inc.	\$403	\$0	\$0	\$0	0.00%	\$0	0.00%	\$0	0.00%	0.00%
King Elementary	Ready To Kool	\$2,155	\$0	\$0	\$0	0.00%	\$0	0.00%	\$0	0.00%	0.00%
Benson High	Hausmann Construction, Inc.	\$7,145,648	\$357,648	\$73,138	\$430,786	6.03%	\$357,573	99.98%	\$58,070	79.40%	5.82%
Benson High	Heartland Scenic Studio	\$1,500	\$0	\$0	\$0	0.00%	\$0	0.00%	\$0	0.00%	0.00%
Benson High	Jamco Abatement Services	\$37,690	\$0	\$37,690	\$37,690	100.00%	\$0	0.00%	\$37,690	100.00%	100.00%
Benson High	Johnson Hardware Company	\$364	\$0	\$0	\$0	0.00%	\$0	0.00%	\$0	0.00%	0.00%
Bryan High	Hausmann Construction, Inc.	\$5,158,498	\$0	\$62,500	\$62,500	1.21%	\$0	0.00%	\$0	0.00%	0.00%
Bryan High	Heartland Scenic Studio	\$1,500	\$0	\$0	\$0	0.00%	\$0	0.00%	\$0	0.00%	0.00%
Bryan High	Jamco Abatement Services	\$1,350	\$0	\$1,350	\$1,350	100.00%	\$0	0.00%	\$1,350	100.00%	100.00%
Burke High	Heartland Scenic Studio	\$1,500	\$0	\$0	\$0	0.00%	\$0	0.00%	\$0	0.00%	0.00%



2018 Bond Program

Report Date 9/27/2022

Economic Inclusion Plan & Commitment Monitoring Report

The 15% EI Plan Goal is an overall Bond Program Goal which is applied to all account codes except Land Acquisition and Builders' Risk Insurance

A			CONTRACT COMMITMENTS				EXPENDITURES				
B	C	D=B+C	E=D/A	F	G=F/B	H	I=H/C	J=(F+H)/A			
Bid Package	Vendor	Total Contract Amount (\$)	Tier #1 Contract Commitment (\$)	Tier #2 Contract Commitment (\$)	Tier #1 & #2 Contract Commitment (\$)	Tier #1 & #2 % of Contract Amount	Tier #1 ETD (\$)	Tier #1 ETD % Contract Commitment (\$)	Tier #2 ETD (\$)	Tier #2 ETD % Contract Commitment (\$)	Tier #1 & #2 ETD % of Overall Contract
Construction											
Burke High	Jamco Abatement Services	\$7,819	\$0	\$7,819	\$7,819	100.00%	\$0	0.00%	\$7,819	100.00%	100.00%
Burke High	Johnson Hardware Company	\$5,406	\$0	\$0	\$0	0.00%	\$0	0.00%	\$0	0.00%	0.00%
Burke High	Johnson Hardware Company	\$252	\$0	\$0	\$0	0.00%	\$0	0.00%	\$0	0.00%	0.00%
Burke High	Mechanical Systems, Inc.	\$21,195	\$0	\$0	\$0	0.00%	\$0	0.00%	\$0	0.00%	0.00%
Burke High	Prime Communications Inc.	\$43,578	\$0	\$0	\$0	0.00%	\$0	0.00%	\$0	0.00%	0.00%
Burke High	SunCo	\$107	\$0	\$0	\$0	0.00%	\$0	0.00%	\$0	0.00%	0.00%
Burke High	The Weitz Company	\$4,742,424	\$0	\$831,107	\$831,107	17.52%	\$0	0.00%	\$838,656	100.91%	17.68%
Burke High	Trane	\$181,075	\$0	\$0	\$0	0.00%	\$0	0.00%	\$0	0.00%	0.00%
Burke High	Trane	\$4,270	\$0	\$0	\$0	0.00%	\$0	0.00%	\$0	0.00%	0.00%
Burke High	Tred-Mark Communications	\$11,116	\$0	\$0	\$0	0.00%	\$0	0.00%	\$0	0.00%	0.00%
Forest Station Elementary	AKRS Equipment Solutions	\$10,861	\$0	\$0	\$0	0.00%	\$0	0.00%	\$0	0.00%	0.00%
Forest Station Elementary	All Makes Office Equipment Co	\$178,225	\$0	\$0	\$0	0.00%	\$0	0.00%	\$0	0.00%	0.00%
Forest Station Elementary	Anixter, Inc.	\$11,543	\$0	\$0	\$0	0.00%	\$0	0.00%	\$0	0.00%	0.00%
Forest Station Elementary	City of Bellevue	\$64,519	\$0	\$0	\$0	0.00%	\$0	0.00%	\$0	0.00%	0.00%
Forest Station Elementary	Cox Contracting Co.	\$813,210	\$0	\$813,210	\$813,210	100.00%	\$0	0.00%	\$813,210	100.00%	100.00%
Forest Station Elementary	Cox Contracting Co.	\$600	\$0	\$600	\$600	100.00%	\$0	0.00%	\$600	100.00%	100.00%



2018 Bond Program

Report Date 9/27/2022

Economic Inclusion Plan & Commitment Monitoring Report

The 15% EI Plan Goal is an overall Bond Program Goal which is applied to all account codes except Land Acquisition and Builders' Risk Insurance

		A	CONTRACT COMMITMENTS				EXPENDITURES				
Bid Package	Vendor	Total Contract Amount (\$)	B	C	D=B+C	E=D/A	F	G=F/B	H	I=H/C	J=(F+H)/A
			Tier #1 Contract Commitment (\$)	Tier #2 Contract Commitment (\$)	Tier #1 & #2 Contract Commitment (\$)	Tier #1 & #2 % of Contract Amount	Tier #1 ETD (\$)	Tier #1 ETD % Contract Commitment (\$)	Tier #2 ETD (\$)	Tier #2 ETD % Contract Commitment (\$)	Tier #1 & #2 ETD % of Overall Contract
Construction											
Forest Station Elementary	Design 4 Screenprinting & More, Inc.	\$3,006	\$3,006	\$0	\$3,006	100.00%	\$3,006	100.00%	\$0	0.00%	100.00%
Forest Station Elementary	Downs Electric Inc.	\$12,177	\$0	\$0	\$0	0.00%	\$0	0.00%	\$0	0.00%	0.00%
Forest Station Elementary	Electric Company of Omaha	\$1,536	\$0	\$0	\$0	0.00%	\$0	0.00%	\$0	0.00%	0.00%
Forest Station Elementary	Ferbak Inc.	\$1,110	\$0	\$0	\$0	0.00%	\$0	0.00%	\$0	0.00%	0.00%
Forest Station Elementary	Fun & Function	\$172	\$0	\$0	\$0	0.00%	\$0	0.00%	\$0	0.00%	0.00%
Forest Station Elementary	Grainger	\$4,247	\$0	\$0	\$0	0.00%	\$0	0.00%	\$0	0.00%	0.00%
Forest Station Elementary	Haddock Education Technologies	\$115,465	\$0	\$0	\$0	0.00%	\$0	0.00%	\$0	0.00%	0.00%
Forest Station Elementary	Hausmann Construction, Inc.	\$18,417,365	\$0	\$912,038	\$912,038	4.95%	\$0	0.00%	\$1,284,480	140.84%	6.97%
Forest Station Elementary	J&R Mechanical, Inc.	\$42,123	\$0	\$0	\$0	0.00%	\$0	0.00%	\$0	0.00%	0.00%
Forest Station Elementary	Jamco Abatement Services	\$103,673	\$0	\$103,673	\$103,673	100.00%	\$0	0.00%	\$103,673	100.00%	100.00%
Forest Station Elementary	Jensen Garden Inc	\$9,068	\$0	\$9,068	\$9,068	100.00%	\$0	0.00%	\$9,068	100.00%	100.00%
Forest Station Elementary	Johnson Hardware Company	\$2,605	\$0	\$0	\$0	0.00%	\$0	0.00%	\$0	0.00%	0.00%
Forest Station Elementary	Kansas City Audio Visual Inc.	\$22,801	\$0	\$0	\$0	0.00%	\$0	0.00%	\$0	0.00%	0.00%
Forest Station Elementary	Keitzer Manufacturing USA	\$1,826	\$0	\$0	\$0	0.00%	\$0	0.00%	\$0	0.00%	0.00%
Forest Station Elementary	Kholls Pharmacy & Homecare	\$3,300	\$0	\$0	\$0	0.00%	\$0	0.00%	\$0	0.00%	0.00%
Forest Station Elementary	Krueger International	\$353	\$0	\$0	\$0	0.00%	\$0	0.00%	\$0	0.00%	0.00%



2018 Bond Program

Report Date 9/27/2022

Economic Inclusion Plan & Commitment Monitoring Report

The 15% EI Plan Goal is an overall Bond Program Goal which is applied to all account codes except Land Acquisition and Builders' Risk Insurance

A			CONTRACT COMMITMENTS				EXPENDITURES				
B	C	D=B+C	E=D/A	F	G=F/B	H	I=H/C	J=(F+H)/A			
Bid Package	Vendor	Total Contract Amount (\$)	Tier #1 Contract Commitment (\$)	Tier #2 Contract Commitment (\$)	Tier #1 & #2 Contract Commitment (\$)	Tier #1 & #2 % of Contract Amount	Tier #1 ETD (\$)	Tier #1 ETD % Contract Commitment (\$)	Tier #2 ETD (\$)	Tier #2 ETD % Contract Commitment (\$)	Tier #1 & #2 ETD % of Overall Contract
Construction											
Forest Station Elementary	Mid States School Equipment Co	\$19,075	\$0	\$0	\$0	0.00%	\$0	0.00%	\$0	0.00%	0.00%
Forest Station Elementary	Midwest Storage Solutions	\$703	\$0	\$0	\$0	0.00%	\$0	0.00%	\$0	0.00%	0.00%
Forest Station Elementary	Outback Fence Co.	\$28,375	\$0	\$0	\$0	0.00%	\$0	0.00%	\$0	0.00%	0.00%
Forest Station Elementary	Prime Communications Inc.	\$4,600	\$0	\$0	\$0	0.00%	\$0	0.00%	\$0	0.00%	0.00%
Forest Station Elementary	S&W Fence	\$11,150	\$0	\$0	\$0	0.00%	\$0	0.00%	\$0	0.00%	0.00%
Forest Station Elementary	School Health Corporation	\$1,289	\$0	\$0	\$0	0.00%	\$0	0.00%	\$0	0.00%	0.00%
Forest Station Elementary	Sheppards Business Interiors	\$174,527	\$0	\$0	\$0	0.00%	\$0	0.00%	\$0	0.00%	0.00%
Forest Station Elementary	Sirius Computer Solutions	\$252,937	\$0	\$0	\$0	0.00%	\$0	0.00%	\$0	0.00%	0.00%
Forest Station Elementary	Speedpro Imaging	\$30,214	\$0	\$30,214	\$30,214	100.00%	\$0	0.00%	\$0	0.00%	0.00%
Forest Station Elementary	Striv AV, LLC	\$2,910	\$0	\$0	\$0	0.00%	\$0	0.00%	\$0	0.00%	0.00%
Forest Station Elementary	Ty's Outdoor Power & Service Inc.	\$472	\$0	\$0	\$0	0.00%	\$0	0.00%	\$0	0.00%	0.00%
Forest Station Elementary	Virco Inc	\$73,151	\$0	\$0	\$0	0.00%	\$0	0.00%	\$0	0.00%	0.00%
Forest Station Elementary	Water Engineering Inc.	\$10,623	\$0	\$0	\$0	0.00%	\$0	0.00%	\$0	0.00%	0.00%
Forest Station Elementary	Window Optics LLC	\$5,126	\$0	\$0	\$0	0.00%	\$0	0.00%	\$0	0.00%	0.00%
Forest Station Elementary	Y&S Technologies Inc.	\$11,058	\$0	\$0	\$0	0.00%	\$0	0.00%	\$0	0.00%	0.00%
Buena Vista High	Advanced Office Interiors	\$9,441	\$0	\$0	\$0	0.00%	\$0	0.00%	\$0	0.00%	0.00%



2018 Bond Program

Report Date 9/27/2022

Economic Inclusion Plan & Commitment Monitoring Report

The 15% EI Plan Goal is an overall Bond Program Goal which is applied to all account codes except Land Acquisition and Builders' Risk Insurance

A			CONTRACT COMMITMENTS				EXPENDITURES				
B	C	D=B+C	E=D/A	F	G=F/B	H	I=H/C	J=(F+H)/A			
Bid Package	Vendor	Total Contract Amount (\$)	Tier #1 Contract Commitment (\$)	Tier #2 Contract Commitment (\$)	Tier #1 & #2 Contract Commitment (\$)	Tier #1 & #2 % of Contract Amount	Tier #1 ETD (\$)	Tier #1 ETD % Contract Commitment (\$)	Tier #2 ETD (\$)	Tier #2 ETD % Contract Commitment (\$)	Tier #1 & #2 ETD % of Overall Contract
Construction											
Buena Vista High	AKRS Equipment Solutions	\$18,833	\$0	\$0	\$0	0.00%	\$0	0.00%	\$0	0.00%	0.00%
Buena Vista High	All Makes Office Equipment Co	\$330,437	\$0	\$0	\$0	0.00%	\$0	0.00%	\$0	0.00%	0.00%
Buena Vista High	American Fence Company	\$5,669	\$0	\$0	\$0	0.00%	\$0	0.00%	\$0	0.00%	0.00%
Buena Vista High	Anixter, Inc.	\$38,021	\$0	\$0	\$0	0.00%	\$0	0.00%	\$0	0.00%	0.00%
Buena Vista High	Bockmann Inc	\$870,000	\$0	\$0	\$0	0.00%	\$0	0.00%	\$0	0.00%	0.00%
Buena Vista High	CCS Presentation Systems	\$6,847	\$0	\$0	\$0	0.00%	\$0	0.00%	\$0	0.00%	0.00%
Buena Vista High	City of Omaha Public Works	\$2,878,935	\$0	\$0	\$0	0.00%	\$0	0.00%	\$0	0.00%	0.00%
Buena Vista High	Demco Inc.	\$383	\$0	\$0	\$0	0.00%	\$0	0.00%	\$0	0.00%	0.00%
Buena Vista High	Duet Resource Group	\$20,512	\$0	\$0	\$0	0.00%	\$0	0.00%	\$0	0.00%	0.00%
Buena Vista High	Electric Company of Omaha	\$2,560	\$0	\$0	\$0	0.00%	\$0	0.00%	\$0	0.00%	0.00%
Buena Vista High	Ferbak Inc.	\$4,900	\$0	\$0	\$0	0.00%	\$0	0.00%	\$0	0.00%	0.00%
Buena Vista High	First Wireless Inc.	\$7,790	\$0	\$0	\$0	0.00%	\$0	0.00%	\$0	0.00%	0.00%
Buena Vista High	Fun & Function	\$172	\$0	\$0	\$0	0.00%	\$0	0.00%	\$0	0.00%	0.00%
Buena Vista High	GovConnection, Inc.	\$19,272	\$0	\$0	\$0	0.00%	\$0	0.00%	\$0	0.00%	0.00%
Buena Vista High	Grainger	\$43,018	\$0	\$0	\$0	0.00%	\$0	0.00%	\$0	0.00%	0.00%
Buena Vista High	Haddock Education Technologies	\$6,598	\$0	\$0	\$0	0.00%	\$0	0.00%	\$0	0.00%	0.00%
Buena Vista High	ieDesign, LLC	\$430	\$0	\$430	\$430	100.00%	\$0	0.00%	\$0	0.00%	0.00%



2018 Bond Program

Report Date 9/27/2022

Economic Inclusion Plan & Commitment Monitoring Report

The 15% EI Plan Goal is an overall Bond Program Goal which is applied to all account codes except Land Acquisition and Builders' Risk Insurance

A			CONTRACT COMMITMENTS				EXPENDITURES				
B	C	D=B+C	E=D/A	F	G=F/B	H	I=H/C	J=(F+H)/A			
Bid Package	Vendor	Total Contract Amount (\$)	Tier #1 Contract Commitment (\$)	Tier #2 Contract Commitment (\$)	Tier #1 & #2 Contract Commitment (\$)	Tier #1 & #2 % of Contract Amount	Tier #1 ETD (\$)	Tier #1 ETD % Contract Commitment (\$)	Tier #2 ETD (\$)	Tier #2 ETD % Contract Commitment (\$)	Tier #1 & #2 ETD % of Overall Contract
Construction											
Buena Vista High	Jamco Abatement Services	\$20,700	\$0	\$20,700	\$20,700	100.00%	\$0	0.00%	\$20,700	100.00%	100.00%
Buena Vista High	Kansas City Audio Visual Inc.	\$17,636	\$0	\$0	\$0	0.00%	\$0	0.00%	\$0	0.00%	0.00%
Buena Vista High	Keitzer Manufacturing USA	\$3,745	\$0	\$0	\$0	0.00%	\$0	0.00%	\$0	0.00%	0.00%
Buena Vista High	Kholls Pharmacy & Homecare	\$3,300	\$0	\$0	\$0	0.00%	\$0	0.00%	\$0	0.00%	0.00%
Buena Vista High	Krueger International	\$170,917	\$0	\$0	\$0	0.00%	\$0	0.00%	\$0	0.00%	0.00%
Buena Vista High	Lakeshore Learning Materials	\$3,716	\$0	\$0	\$0	0.00%	\$0	0.00%	\$0	0.00%	0.00%
Buena Vista High	Lifestyle Window Coverings	\$33,644	\$0	\$33,644	\$33,644	100.00%	\$0	0.00%	\$33,008	98.11%	98.11%
Buena Vista High	McCarthy Building Companies, Inc.	\$81,248,064	\$4,557,103	\$6,984,816	\$11,541,919	14.21%	\$5,721,821	125.56%	\$7,295,257	104.44%	16.02%
Buena Vista High	Mid States School Equipment Co	\$82,160	\$0	\$0	\$0	0.00%	\$0	0.00%	\$0	0.00%	0.00%
Buena Vista High	Midwest Storage Solutions	\$4,450	\$0	\$0	\$0	0.00%	\$0	0.00%	\$0	0.00%	0.00%
Buena Vista High	Prime Communications Inc.	\$16,700	\$0	\$0	\$0	0.00%	\$0	0.00%	\$0	0.00%	0.00%
Buena Vista High	School Health Corporation	\$2,579	\$0	\$0	\$0	0.00%	\$0	0.00%	\$0	0.00%	0.00%
Buena Vista High	Sheppards Business Interiors	\$924,224	\$0	\$0	\$0	0.00%	\$0	0.00%	\$0	0.00%	0.00%
Buena Vista High	Sheppards Business Interiors	\$9,819	\$0	\$0	\$0	0.00%	\$0	0.00%	\$0	0.00%	0.00%
Buena Vista High	Sirius Computer Solutions	\$759,270	\$0	\$0	\$0	0.00%	\$0	0.00%	\$0	0.00%	0.00%



2018 Bond Program

Report Date 9/27/2022

Economic Inclusion Plan & Commitment Monitoring Report

The 15% EI Plan Goal is an overall Bond Program Goal which is applied to all account codes except Land Acquisition and Builders' Risk Insurance

			CONTRACT COMMITMENTS				EXPENDITURES				
	A		B	C	D=B+C	E=D/A	F	G=F/B	H	I=H/C	J=(F+H)/A
Bid Package	Vendor	Total Contract Amount (\$)	Tier #1 Contract Commitment (\$)	Tier #2 Contract Commitment (\$)	Tier #1 & #2 Contract Commitment (\$)	Tier #1 & #2 % of Contract Amount	Tier #1 ETD (\$)	Tier #1 ETD % Contract Commitment (\$)	Tier #2 ETD (\$)	Tier #2 ETD % Contract Commitment (\$)	Tier #1 & #2 ETD % of Overall Contract
Construction											
Buena Vista High	Storage & Design Group	\$1,613	\$0	\$0	\$0	0.00%	\$0	0.00%	\$0	0.00%	0.00%
Buena Vista High	Striv AV, LLC	\$55,800	\$0	\$0	\$0	0.00%	\$0	0.00%	\$0	0.00%	0.00%
Buena Vista High	Ty's Outdoor Power & Service Inc.	\$472	\$0	\$0	\$0	0.00%	\$0	0.00%	\$0	0.00%	0.00%
Buena Vista High	Vernon Library Supplies	\$5,491	\$0	\$0	\$0	0.00%	\$0	0.00%	\$0	0.00%	0.00%
Buena Vista High	Virco Inc	\$2,299	\$0	\$0	\$0	0.00%	\$0	0.00%	\$0	0.00%	0.00%
Buena Vista High	Water Engineering Inc.	\$650	\$0	\$0	\$0	0.00%	\$0	0.00%	\$0	0.00%	0.00%
Buena Vista High	Wenger	\$4,170	\$0	\$0	\$0	0.00%	\$0	0.00%	\$0	0.00%	0.00%
Buena Vista High	Y&S Technologies Inc.	\$582	\$0	\$0	\$0	0.00%	\$0	0.00%	\$0	0.00%	0.00%
Westview High	Advanced Office Interiors	\$15,998	\$0	\$0	\$0	0.00%	\$0	0.00%	\$0	0.00%	0.00%
Westview High	AKRS Equipment Solutions	\$39,923	\$0	\$0	\$0	0.00%	\$0	0.00%	\$0	0.00%	0.00%
Westview High	All Makes Office Equipment Co	\$353,210	\$0	\$0	\$0	0.00%	\$0	0.00%	\$0	0.00%	0.00%
Westview High	Anixter, Inc.	\$24,219	\$0	\$0	\$0	0.00%	\$0	0.00%	\$0	0.00%	0.00%
Westview High	CCS Presentation Systems	\$6,847	\$0	\$0	\$0	0.00%	\$0	0.00%	\$0	0.00%	0.00%
Westview High	City of Omaha Planning	\$438,640	\$0	\$0	\$0	0.00%	\$0	0.00%	\$0	0.00%	0.00%
Westview High	Demco Inc.	\$383	\$0	\$0	\$0	0.00%	\$0	0.00%	\$0	0.00%	0.00%
Westview High	Douglas County Treasurer	\$50,000	\$0	\$0	\$0	0.00%	\$0	0.00%	\$0	0.00%	0.00%
Westview High	Duet Resource Group	\$20,508	\$0	\$0	\$0	0.00%	\$0	0.00%	\$0	0.00%	0.00%



2018 Bond Program

Report Date 9/27/2022

Economic Inclusion Plan & Commitment Monitoring Report

The 15% EI Plan Goal is an overall Bond Program Goal which is applied to all account codes except Land Acquisition and Builders' Risk Insurance

A			CONTRACT COMMITMENTS				EXPENDITURES				
B	C	D=B+C	E=D/A	F	G=F/B	H	I=H/C	J=(F+H)/A			
Bid Package	Vendor	Total Contract Amount (\$)	Tier #1 Contract Commitment (\$)	Tier #2 Contract Commitment (\$)	Tier #1 & #2 Contract Commitment (\$)	Tier #1 & #2 % of Contract Amount	Tier #1 ETD (\$) Amount	Tier #1 ETD % Contract Commitment (\$)	Tier #2 ETD (\$) Amount	Tier #2 ETD % Contract Commitment (\$)	Tier #1 & #2 ETD % of Overall Contract
Construction											
Westview High	Ferbak Inc.	\$4,900	\$0	\$0	\$0	0.00%	\$0	0.00%	\$0	0.00%	0.00%
Westview High	Fun & Function	\$172	\$0	\$0	\$0	0.00%	\$0	0.00%	\$0	0.00%	0.00%
Westview High	Grainger	\$35,104	\$0	\$0	\$0	0.00%	\$0	0.00%	\$0	0.00%	0.00%
Westview High	Haddock Education Technologies	\$6,598	\$0	\$0	\$0	0.00%	\$0	0.00%	\$0	0.00%	0.00%
Westview High	ieDesign, LLC	\$489	\$0	\$489	\$489	100.00%	\$0	0.00%	\$489	100.00%	100.00%
Westview High	Kansas City Audio Visual Inc.	\$17,636	\$0	\$0	\$0	0.00%	\$0	0.00%	\$0	0.00%	0.00%
Westview High	Keitzer Manufacturing USA	\$3,745	\$0	\$0	\$0	0.00%	\$0	0.00%	\$0	0.00%	0.00%
Westview High	Kholls Pharmacy & Homecare	\$3,300	\$0	\$0	\$0	0.00%	\$0	0.00%	\$0	0.00%	0.00%
Westview High	Krueger International	\$197,427	\$0	\$0	\$0	0.00%	\$0	0.00%	\$0	0.00%	0.00%
Westview High	Lakeshore Learning Materials	\$929	\$0	\$0	\$0	0.00%	\$0	0.00%	\$0	0.00%	0.00%
Westview High	Metropolitan Utilities District	\$140,000	\$0	\$0	\$0	0.00%	\$0	0.00%	\$0	0.00%	0.00%
Westview High	Mid States School Equipment Co	\$82,160	\$0	\$0	\$0	0.00%	\$0	0.00%	\$0	0.00%	0.00%
Westview High	Midwest Storage Solutions	\$4,450	\$0	\$0	\$0	0.00%	\$0	0.00%	\$0	0.00%	0.00%
Westview High	Miktom Inc.	\$450	\$0	\$0	\$0	0.00%	\$0	0.00%	\$0	0.00%	0.00%
Westview High	Prime Communications Inc.	\$20,128	\$0	\$0	\$0	0.00%	\$0	0.00%	\$0	0.00%	0.00%
Westview High	Sampson Construction	\$80,008,261	\$2,345,490	\$3,824,794	\$6,170,284	7.71%	\$2,602,156	110.94%	\$1,997,198	52.22%	5.75%



2018 Bond Program

Report Date 9/27/2022

Economic Inclusion Plan & Commitment Monitoring Report

The 15% EI Plan Goal is an overall Bond Program Goal which is applied to all account codes except Land Acquisition and Builders' Risk Insurance

		A	CONTRACT COMMITMENTS				EXPENDITURES				
Bid Package	Vendor	Total Contract Amount (\$)	B	C	D=B+C	E=D/A	F	G=F/B	H	I=H/C	J=(F+H)/A
			Tier #1 Contract Commitment (\$)	Tier #2 Contract Commitment (\$)	Tier #1 & #2 Contract Commitment (\$)	Tier #1 & #2 % of Contract Amount	Tier #1 ETD (\$)	Tier #1 ETD % Contract Commitment (\$)	Tier #2 ETD (\$)	Tier #2 ETD % Contract Commitment (\$)	Tier #1 & #2 ETD % of Overall Contract
Construction											
Westview High	School Health Corporation	\$1,934	\$0	\$0	\$0	0.00%	\$0	0.00%	\$0	0.00%	0.00%
Westview High	Sheppards Business Interiors	\$905,900	\$0	\$0	\$0	0.00%	\$0	0.00%	\$0	0.00%	0.00%
Westview High	Sirius Computer Solutions	\$628,751	\$0	\$0	\$0	0.00%	\$0	0.00%	\$0	0.00%	0.00%
Westview High	Speedpro Imaging	\$22,615	\$0	\$22,615	\$22,615	100.00%	\$0	0.00%	\$0	0.00%	0.00%
Westview High	Storage & Design Group	\$1,613	\$0	\$0	\$0	0.00%	\$0	0.00%	\$0	0.00%	0.00%
Westview High	Striv AV, LLC	\$54,870	\$0	\$0	\$0	0.00%	\$0	0.00%	\$0	0.00%	0.00%
Westview High	Ty's Outdoor Power & Service Inc.	\$472	\$0	\$0	\$0	0.00%	\$0	0.00%	\$0	0.00%	0.00%
Westview High	Vernon Library Supplies	\$5,491	\$0	\$0	\$0	0.00%	\$0	0.00%	\$0	0.00%	0.00%
Westview High	Virco Inc	\$2,299	\$0	\$0	\$0	0.00%	\$0	0.00%	\$0	0.00%	0.00%
Westview High	Wenger	\$2,160	\$0	\$0	\$0	0.00%	\$0	0.00%	\$0	0.00%	0.00%
Westview High	Y&S Technologies Inc.	\$582	\$0	\$0	\$0	0.00%	\$0	0.00%	\$0	0.00%	0.00%
Transition Program	A United Automatic Doors & Glass	\$5,265	\$0	\$0	\$0	0.00%	\$0	0.00%	\$0	0.00%	0.00%
Transition Program	Allegiance Restortation, LLC	\$9,426	\$0	\$0	\$0	0.00%	\$0	0.00%	\$0	0.00%	0.00%
Transition Program	Binyard Specialty Cleaning	\$1,176	\$1,176	\$0	\$1,176	100.00%	\$1,176	100.00%	\$0	0.00%	100.00%
Transition Program	GovConnection, Inc.	\$1,498	\$0	\$0	\$0	0.00%	\$0	0.00%	\$0	0.00%	0.00%
Transition Program	Hillyard	\$7,554	\$0	\$0	\$0	0.00%	\$0	0.00%	\$0	0.00%	0.00%
Transition Program	KE Flex Contracting	\$1,690	\$0	\$0	\$0	0.00%	\$0	0.00%	\$0	0.00%	0.00%



2018 Bond Program

Report Date 9/27/2022

Economic Inclusion Plan & Commitment Monitoring Report

The 15% EI Plan Goal is an overall Bond Program Goal which is applied to all account codes except Land Acquisition and Builders' Risk Insurance

A			CONTRACT COMMITMENTS				EXPENDITURES				
B	C	D=B+C	E=D/A	F	G=F/B	H	I=H/C	J=(F+H)/A			
Bid Package	Vendor	Total Contract Amount (\$)	Tier #1 Contract Commitment (\$)	Tier #2 Contract Commitment (\$)	Tier #1 & #2 Contract Commitment (\$)	Tier #1 & #2 % of Contract Amount	Tier #1 ETD (\$)	Tier #1 ETD % Contract Commitment (\$)	Tier #2 ETD (\$)	Tier #2 ETD % Contract Commitment (\$)	Tier #1 & #2 ETD % of Overall Contract
Construction											
Transition Program	Midwest DCM	\$2,042,526	\$0	\$0	\$0	0.00%	\$0	0.00%	\$0	0.00%	0.00%
Transition Program	Nebraska Furniture Mart	\$1,824	\$0	\$0	\$0	0.00%	\$0	0.00%	\$0	0.00%	0.00%
Transition Program	Nebraska Furniture Mart	\$3,197	\$0	\$0	\$0	0.00%	\$0	0.00%	\$0	0.00%	0.00%
Transition Program	Prime Communications Inc.	\$4,718	\$0	\$0	\$0	0.00%	\$0	0.00%	\$0	0.00%	0.00%
Transition Program	Sirius Computer Solutions	\$61,520	\$0	\$0	\$0	0.00%	\$0	0.00%	\$0	0.00%	0.00%
Transition Program	Sirius Computer Solutions	\$1,725	\$0	\$0	\$0	0.00%	\$0	0.00%	\$0	0.00%	0.00%
Pinewood Elementary	All Makes Office Equipment Co	\$17,064	\$0	\$0	\$0	0.00%	\$0	0.00%	\$0	0.00%	0.00%
Pinewood Elementary	Centaur Electric Inc.	\$9,790	\$0	\$0	\$0	0.00%	\$0	0.00%	\$0	0.00%	0.00%
Pinewood Elementary	Christopherson Plumbing, LLC	\$3,520	\$0	\$3,520	\$3,520	100.00%	\$0	0.00%	\$3,520	100.00%	100.00%
Pinewood Elementary	Commercial Flooring Systems Inc	\$32,480	\$0	\$0	\$0	0.00%	\$0	0.00%	\$0	0.00%	0.00%
Pinewood Elementary	Future Construction Specialties	\$24,642	\$24,642	\$0	\$24,642	100.00%	\$24,642	100.00%	\$0	0.00%	100.00%
Pinewood Elementary	Grunwald Mechanical Contractors	\$15,021	\$0	\$0	\$0	0.00%	\$0	0.00%	\$0	0.00%	0.00%
Pinewood Elementary	Hillyard	\$7,100	\$0	\$0	\$0	0.00%	\$0	0.00%	\$0	0.00%	0.00%
Pinewood Elementary	Independent Roofing Company	\$547	\$0	\$0	\$0	0.00%	\$0	0.00%	\$0	0.00%	0.00%
Pinewood Elementary	Jamco Abatement Services	\$15,230	\$0	\$15,230	\$15,230	100.00%	\$0	0.00%	\$15,230	100.00%	100.00%
Pinewood Elementary	Johnson Controls	\$12,985	\$0	\$0	\$0	0.00%	\$0	0.00%	\$0	0.00%	0.00%



2018 Bond Program

Report Date 9/27/2022

Economic Inclusion Plan & Commitment Monitoring Report

The 15% EI Plan Goal is an overall Bond Program Goal which is applied to all account codes except Land Acquisition and Builders' Risk Insurance

A			CONTRACT COMMITMENTS				EXPENDITURES				
B	C	D=B+C	E=D/A	F	G=F/B	H	I=H/C	J=(F+H)/A			
Bid Package	Vendor	Total Contract Amount (\$)	Tier #1 Contract Commitment (\$)	Tier #2 Contract Commitment (\$)	Tier #1 & #2 Contract Commitment (\$)	Tier #1 & #2 % of Contract Amount	Tier #1 ETD (\$)	Tier #1 ETD % Contract Commitment (\$)	Tier #2 ETD (\$)	Tier #2 ETD % Contract Commitment (\$)	Tier #1 & #2 ETD % of Overall Contract
Construction											
Pinewood Elementary	Johnson Hardware Company	\$2,582	\$0	\$0	\$0	0.00%	\$0	0.00%	\$0	0.00%	0.00%
Pinewood Elementary	Ken & Associates	\$300	\$300	\$0	\$300	100.00%	\$300	100.00%	\$0	0.00%	100.00%
Pinewood Elementary	Meco-Henne Contracting, Inc.	\$4,641,892	\$0	\$289,000	\$289,000	6.23%	\$25,428	0.00%	\$322,018	111.42%	7.49%
Pinewood Elementary	Metropolitan Utilities District	\$8,195	\$0	\$0	\$0	0.00%	\$0	0.00%	\$0	0.00%	0.00%
Pinewood Elementary	Omaha Wholesale Hardware	\$1,932	\$0	\$0	\$0	0.00%	\$0	0.00%	\$0	0.00%	0.00%
Pinewood Elementary	Porter Trustin Carlson Company	\$7,600	\$0	\$0	\$0	0.00%	\$0	0.00%	\$0	0.00%	0.00%
Pinewood Elementary	Prime Communications Inc.	\$5,984	\$0	\$0	\$0	0.00%	\$0	0.00%	\$0	0.00%	0.00%
Pinewood Elementary	Revolution Wraps	\$9,841	\$0	\$0	\$0	0.00%	\$0	0.00%	\$0	0.00%	0.00%
Pinewood Elementary	River City Barricade Company	\$175	\$0	\$0	\$0	0.00%	\$0	0.00%	\$0	0.00%	0.00%
Pinewood Elementary	SportsCon LLC	\$14,318	\$0	\$0	\$0	0.00%	\$0	0.00%	\$0	0.00%	0.00%
Pinewood Elementary	Virco Inc	\$44,061	\$0	\$0	\$0	0.00%	\$0	0.00%	\$0	0.00%	0.00%
Pinewood Elementary	Xtreme Heating & Cooling	\$4,667	\$0	\$0	\$0	0.00%	\$0	0.00%	\$0	0.00%	0.00%
Edison Elementary	Allegiance Restortation, LLC	\$3,000	\$0	\$0	\$0	0.00%	\$0	0.00%	\$0	0.00%	0.00%
Edison Elementary	Amazon Business Service	\$723	\$0	\$0	\$0	0.00%	\$0	0.00%	\$0	0.00%	0.00%
Edison Elementary	Boyd Jones Construction	\$3,588,891	\$0	\$500,357	\$500,357	13.94%	\$0	0.00%	\$571,065	114.13%	15.91%
Edison Elementary	Buller Fixture Company	\$30,750	\$0	\$0	\$0	0.00%	\$0	0.00%	\$0	0.00%	0.00%



2018 Bond Program

Report Date 9/27/2022

Economic Inclusion Plan & Commitment Monitoring Report

The 15% EI Plan Goal is an overall Bond Program Goal which is applied to all account codes except Land Acquisition and Builders' Risk Insurance

A			CONTRACT COMMITMENTS				EXPENDITURES				
B	C	D=B+C	E=D/A	F	G=F/B	H	I=H/C	J=(F+H)/A			
Bid Package	Vendor	Total Contract Amount (\$)	Tier #1 Contract Commitment (\$)	Tier #2 Contract Commitment (\$)	Tier #1 & #2 Contract Commitment (\$)	Tier #1 & #2 % of Contract Amount	Tier #1 ETD (\$)	Tier #1 ETD % Contract Commitment (\$)	Tier #2 ETD (\$)	Tier #2 ETD % Contract Commitment (\$)	Tier #1 & #2 ETD % of Overall Contract
Construction											
Edison Elementary	Drexel Mechanical Inc.	\$2,450	\$0	\$0	\$0	0.00%	\$0	0.00%	\$0	0.00%	0.00%
Edison Elementary	Engineered Controls Inc.	\$2,021	\$0	\$0	\$0	0.00%	\$0	0.00%	\$0	0.00%	0.00%
Edison Elementary	Jamco Abatement Services	\$51,750	\$0	\$51,750	\$51,750	100.00%	\$0	0.00%	\$51,750	100.00%	100.00%
Edison Elementary	JW Services	\$4,698	\$0	\$0	\$0	0.00%	\$0	0.00%	\$0	0.00%	0.00%
Edison Elementary	Lifestyle Window Coverings	\$8,369	\$0	\$8,369	\$8,369	100.00%	\$0	0.00%	\$8,369	100.00%	100.00%
Edison Elementary	Mechanical Systems, Inc.	\$328	\$0	\$0	\$0	0.00%	\$0	0.00%	\$0	0.00%	0.00%
Edison Elementary	Mustang Electric Inc.	\$1,500	\$0	\$1,500	\$1,500	100.00%	\$0	0.00%	\$1,500	100.00%	100.00%
Edison Elementary	Omaha Wholesale Hardware	\$708	\$0	\$0	\$0	0.00%	\$0	0.00%	\$0	0.00%	0.00%
Edison Elementary	Window Optics LLC	\$2,747	\$0	\$0	\$0	0.00%	\$0	0.00%	\$0	0.00%	0.00%
Edison Elementary	Winn Construction Company	\$34,516	\$0	\$0	\$0	0.00%	\$0	0.00%	\$0	0.00%	0.00%
Highland Elementary	A United Automatic Doors & Glass	\$8,276	\$0	\$0	\$0	0.00%	\$0	0.00%	\$0	0.00%	0.00%
Highland Elementary	Anixter, Inc.	\$1,668	\$0	\$0	\$0	0.00%	\$0	0.00%	\$0	0.00%	0.00%
Highland Elementary	ASI Signage	\$3,065	\$0	\$0	\$0	0.00%	\$0	0.00%	\$0	0.00%	0.00%
Highland Elementary	Downs Electric Inc.	\$6,899	\$0	\$0	\$0	0.00%	\$0	0.00%	\$0	0.00%	0.00%
Highland Elementary	Downs Electric Inc.	\$4,050	\$0	\$0	\$0	0.00%	\$0	0.00%	\$0	0.00%	0.00%
Highland Elementary	Echo	\$136	\$0	\$0	\$0	0.00%	\$0	0.00%	\$0	0.00%	0.00%



2018 Bond Program

Report Date 9/27/2022

Economic Inclusion Plan & Commitment Monitoring Report

The 15% EI Plan Goal is an overall Bond Program Goal which is applied to all account codes except Land Acquisition and Builders' Risk Insurance

A			CONTRACT COMMITMENTS				EXPENDITURES				
Bid Package	Vendor	Total Contract Amount (\$)	Tier #1 Contract Commitment (\$)	Tier #2 Contract Commitment (\$)	Tier #1 & #2 Contract Commitment (\$)	Tier #1 & #2 % of Contract Amount	Tier #1 ETD (\$) Amount	Tier #1 ETD % Contract Commitment (\$)	Tier #2 ETD (\$) Amount	Tier #2 ETD % Contract Commitment (\$)	Tier #1 & #2 ETD % of Overall Contract
Construction											
Highland Elementary	Future Construction Specialties	\$19,117	\$19,117	\$0	\$19,117	100.00%	\$0	0.00%	\$0	0.00%	0.00%
Highland Elementary	Hausmann Construction, Inc.	\$5,561,480	\$70,600	\$536,190	\$606,790	10.91%	\$308,210	436.56%	\$255,450	47.64%	10.14%
Highland Elementary	Jamco Abatement Services	\$9,760	\$0	\$9,760	\$9,760	100.00%	\$0	0.00%	\$9,760	100.00%	100.00%
Highland Elementary	Prime Communications Inc.	\$9,280	\$0	\$0	\$0	0.00%	\$0	0.00%	\$0	0.00%	0.00%
Highland Elementary	Sirius Computer Solutions	\$17,973	\$0	\$0	\$0	0.00%	\$0	0.00%	\$0	0.00%	0.00%
Highland Elementary	Window Optics LLC	\$6,401	\$0	\$0	\$0	0.00%	\$0	0.00%	\$0	0.00%	0.00%
Masters Elementary	American Trailer & Storage Inc.	\$3,947	\$0	\$0	\$0	0.00%	\$0	0.00%	\$0	0.00%	0.00%
Masters Elementary	Anderson Excavating Co.	\$13,920	\$0	\$0	\$0	0.00%	\$0	0.00%	\$0	0.00%	0.00%
Masters Elementary	Boyd Jones Construction	\$2,148,544	\$0	\$342,444	\$342,444	15.94%	\$0	0.00%	\$357,648	104.44%	16.65%
Masters Elementary	Electronic Sound Inc	\$1,680	\$0	\$0	\$0	0.00%	\$0	0.00%	\$0	0.00%	0.00%
Masters Elementary	Electronic Sound Inc	\$1,644	\$0	\$0	\$0	0.00%	\$0	0.00%	\$0	0.00%	0.00%
Masters Elementary	Electronic Sound Inc	\$540	\$0	\$0	\$0	0.00%	\$0	0.00%	\$0	0.00%	0.00%
Masters Elementary	Jamco Abatement Services	\$17,600	\$0	\$17,600	\$17,600	100.00%	\$0	0.00%	\$17,600	100.00%	100.00%
Masters Elementary	Omaha Stage Equipment Inc.	\$9,638	\$0	\$0	\$0	0.00%	\$0	0.00%	\$0	0.00%	0.00%
Masters Elementary	Palmer Hamilton LLC	\$23,907	\$0	\$0	\$0	0.00%	\$0	0.00%	\$0	0.00%	0.00%
Spring Lake Elementary	Hausmann Construction, Inc.	\$6,597,240	\$402,313	\$63,337	\$465,650	7.06%	\$492,330	122.37%	\$95,331	150.51%	8.91%



2018 Bond Program

Report Date 9/27/2022

Economic Inclusion Plan & Commitment Monitoring Report

The 15% EI Plan Goal is an overall Bond Program Goal which is applied to all account codes except Land Acquisition and Builders' Risk Insurance

A			CONTRACT COMMITMENTS				EXPENDITURES				
B	C	D=B+C	E=D/A	F	G=F/B	H	I=H/C	J=(F+H)/A			
Bid Package	Vendor	Total Contract Amount (\$)	Tier #1 Contract Commitment (\$)	Tier #2 Contract Commitment (\$)	Tier #1 & #2 Contract Commitment (\$)	Tier #1 & #2 % of Contract Amount	Tier #1 ETD (\$)	Tier #1 ETD % Contract Commitment (\$)	Tier #2 ETD (\$)	Tier #2 ETD % Contract Commitment (\$)	Tier #1 & #2 ETD % of Overall Contract
Construction											
Spring Lake Elementary	McKinnis Inc.	\$473,000	\$0	\$0	\$0	0.00%	\$0	0.00%	\$0	0.00%	0.00%
Lewis & Clark Middle	All Makes Office Equipment Co	\$22,941	\$0	\$0	\$0	0.00%	\$0	0.00%	\$0	0.00%	0.00%
Lewis & Clark Middle	Allegiance Restortation, LLC	\$2,658	\$0	\$0	\$0	0.00%	\$0	0.00%	\$0	0.00%	0.00%
Lewis & Clark Middle	Anixter, Inc.	\$4,173	\$0	\$0	\$0	0.00%	\$0	0.00%	\$0	0.00%	0.00%
Lewis & Clark Middle	Electronic Sound Inc	\$627	\$0	\$0	\$0	0.00%	\$0	0.00%	\$0	0.00%	0.00%
Lewis & Clark Middle	Grunwald Mechanical Contractors	\$17,700	\$0	\$0	\$0	0.00%	\$0	0.00%	\$0	0.00%	0.00%
Lewis & Clark Middle	Jamco Abatement Services	\$9,900	\$0	\$9,900	\$9,900	100.00%	\$0	0.00%	\$9,900	100.00%	100.00%
Lewis & Clark Middle	Jesse L Gibson	\$575	\$0	\$575	\$575	100.00%	\$0	0.00%	\$575	100.00%	100.00%
Lewis & Clark Middle	Kellys Carpet	\$1,289	\$0	\$0	\$0	0.00%	\$0	0.00%	\$0	0.00%	0.00%
Lewis & Clark Middle	Mid-Plains Insulation	\$1,465	\$0	\$0	\$0	0.00%	\$0	0.00%	\$0	0.00%	0.00%
Lewis & Clark Middle	Miller Electric Company	\$1,778	\$0	\$0	\$0	0.00%	\$0	0.00%	\$0	0.00%	0.00%
Lewis & Clark Middle	Revolution Wraps	\$11,010	\$0	\$0	\$0	0.00%	\$0	0.00%	\$0	0.00%	0.00%
Lewis & Clark Middle	Sirius Computer Solutions	\$61,359	\$0	\$0	\$0	0.00%	\$0	0.00%	\$0	0.00%	0.00%
Lewis & Clark Middle	Vrana Construction	\$11,333,130	\$98,780	\$133,138	\$231,918	2.05%	\$111,040	112.41%	\$160,150	120.29%	2.39%
Lewis & Clark Middle	Water Engineering Inc.	\$8,572	\$0	\$0	\$0	0.00%	\$0	0.00%	\$0	0.00%	0.00%
Central High	Future Construction Specialties	\$5,474	\$5,474	\$0	\$5,474	100.00%	\$5,474	100.00%	\$0	0.00%	100.00%
Central High	Kone	\$965	\$0	\$0	\$0	0.00%	\$0	0.00%	\$0	0.00%	0.00%



2018 Bond Program

Report Date 9/27/2022

Economic Inclusion Plan & Commitment Monitoring Report

The 15% EI Plan Goal is an overall Bond Program Goal which is applied to all account codes except Land Acquisition and Builders' Risk Insurance

			CONTRACT COMMITMENTS				EXPENDITURES				
		A	B	C	D=B+C	E=D/A	F	G=F/B	H	I=H/C	J=(F+H)/A
Bid Package	Vendor	Total Contract Amount (\$)	Tier #1 Contract Commitment (\$)	Tier #2 Contract Commitment (\$)	Tier #1 & #2 Contract Commitment (\$)	Tier #1 & #2 % of Contract Amount	Tier #1 ETD (\$)	Tier #1 ETD % Contract Commitment (\$)	Tier #2 ETD (\$)	Tier #2 ETD % Contract Commitment (\$)	Tier #1 & #2 ETD % of Overall Contract
Construction											
Central High	Mechanical Systems, Inc.	\$891	\$0	\$0	\$0	0.00%	\$0	0.00%	\$0	0.00%	0.00%
Central High	The Weitz Company	\$5,333,102	\$440,856	\$720,081	\$1,160,937	21.77%	\$405,309	91.94%	\$453,856	63.03%	16.11%
Bluestem Middle School	Advanced Office Interiors	\$1,247	\$0	\$0	\$0	0.00%	\$0	0.00%	\$0	0.00%	0.00%
Bluestem Middle School	AKRS Equipment Solutions	\$15,574	\$0	\$0	\$0	0.00%	\$0	0.00%	\$0	0.00%	0.00%
Bluestem Middle School	All Makes Office Equipment Co	\$243,311	\$0	\$0	\$0	0.00%	\$0	0.00%	\$0	0.00%	0.00%
Bluestem Middle School	Anixter, Inc.	\$19,607	\$0	\$0	\$0	0.00%	\$0	0.00%	\$0	0.00%	0.00%
Bluestem Middle School	Demco Inc.	\$383	\$0	\$0	\$0	0.00%	\$0	0.00%	\$0	0.00%	0.00%
Bluestem Middle School	Duet Resource Group	\$12,815	\$0	\$0	\$0	0.00%	\$0	0.00%	\$0	0.00%	0.00%
Bluestem Middle School	Ferbak Inc.	\$22,310	\$0	\$0	\$0	0.00%	\$0	0.00%	\$0	0.00%	0.00%
Bluestem Middle School	Fun & Function	\$172	\$0	\$0	\$0	0.00%	\$0	0.00%	\$0	0.00%	0.00%
Bluestem Middle School	Grainger	\$11,483	\$0	\$0	\$0	0.00%	\$0	0.00%	\$0	0.00%	0.00%
Bluestem Middle School	Haddock Education Technologies	\$3,299	\$0	\$0	\$0	0.00%	\$0	0.00%	\$0	0.00%	0.00%
Bluestem Middle School	Kansas City Audio Visual Inc.	\$651	\$0	\$0	\$0	0.00%	\$0	0.00%	\$0	0.00%	0.00%
Bluestem Middle School	Keitzer Manufacturing USA	\$1,896	\$0	\$0	\$0	0.00%	\$0	0.00%	\$0	0.00%	0.00%
Bluestem Middle School	Kholls Pharmacy & Homecare	\$3,300	\$0	\$0	\$0	0.00%	\$0	0.00%	\$0	0.00%	0.00%
Bluestem Middle School	Krueger International	\$31,512	\$0	\$0	\$0	0.00%	\$0	0.00%	\$0	0.00%	0.00%



2018 Bond Program

Report Date 9/27/2022

Economic Inclusion Plan & Commitment Monitoring Report

The 15% EI Plan Goal is an overall Bond Program Goal which is applied to all account codes except Land Acquisition and Builders' Risk Insurance

A			CONTRACT COMMITMENTS				EXPENDITURES				
B	C	D=B+C	E=D/A	F	G=F/B	H	I=H/C	J=(F+H)/A			
Bid Package	Vendor	Total Contract Amount (\$)	Tier #1 Contract Commitment (\$)	Tier #2 Contract Commitment (\$)	Tier #1 & #2 Contract Commitment (\$)	Tier #1 & #2 % of Contract Amount	Tier #1 ETD (\$)	Tier #1 ETD % Contract Commitment (\$)	Tier #2 ETD (\$)	Tier #2 ETD % Contract Commitment (\$)	Tier #1 & #2 ETD % of Overall Contract
Construction											
Bluestem Middle School	McCarthy Building Companies, Inc.	\$43,416,847	\$2,626,098	\$2,056,569	\$4,682,667	10.79%	\$2,070,427	78.84%	\$1,323,240	64.34%	7.82%
Bluestem Middle School	Mid States School Equipment Co	\$73,080	\$0	\$0	\$0	0.00%	\$0	0.00%	\$0	0.00%	0.00%
Bluestem Middle School	Prime Communications Inc.	\$8,707	\$0	\$0	\$0	0.00%	\$0	0.00%	\$0	0.00%	0.00%
Bluestem Middle School	Sheppards Business Interiors	\$302,258	\$0	\$0	\$0	0.00%	\$0	0.00%	\$0	0.00%	0.00%
Bluestem Middle School	Sirius Computer Solutions	\$450,271	\$0	\$0	\$0	0.00%	\$0	0.00%	\$0	0.00%	0.00%
Bluestem Middle School	Striv AV, LLC	\$63,525	\$0	\$0	\$0	0.00%	\$0	0.00%	\$0	0.00%	0.00%
Bluestem Middle School	Ty's Outdoor Power & Service Inc.	\$472	\$0	\$0	\$0	0.00%	\$0	0.00%	\$0	0.00%	0.00%
Bluestem Middle School	Vernon Library Supplies	\$5,463	\$0	\$0	\$0	0.00%	\$0	0.00%	\$0	0.00%	0.00%
Bluestem Middle School	Virco Inc	\$1,337	\$0	\$0	\$0	0.00%	\$0	0.00%	\$0	0.00%	0.00%
Bluestem Middle School	Y&S Technologies Inc.	\$291	\$0	\$0	\$0	0.00%	\$0	0.00%	\$0	0.00%	0.00%
Pine Elementary	AKRS Equipment Solutions	\$10,861	\$0	\$0	\$0	0.00%	\$0	0.00%	\$0	0.00%	0.00%
Pine Elementary	All Makes Office Equipment Co	\$165,845	\$0	\$0	\$0	0.00%	\$0	0.00%	\$0	0.00%	0.00%
Pine Elementary	Anderson Excavating Co.	\$65,800	\$0	\$0	\$0	0.00%	\$0	0.00%	\$0	0.00%	0.00%
Pine Elementary	Anixter, Inc.	\$12,124	\$0	\$0	\$0	0.00%	\$0	0.00%	\$0	0.00%	0.00%
Pine Elementary	Cox Business Services	\$9,870	\$0	\$0	\$0	0.00%	\$0	0.00%	\$0	0.00%	0.00%
Pine Elementary	Darland Construction Co	\$16,271,976	\$0	\$160,650	\$160,650	0.99%	\$0	0.00%	\$134,654	83.82%	0.83%
Pine Elementary	Ferbak Inc.	\$666	\$0	\$0	\$0	0.00%	\$0	0.00%	\$0	0.00%	0.00%



2018 Bond Program

Report Date 9/27/2022

Economic Inclusion Plan & Commitment Monitoring Report

The 15% EI Plan Goal is an overall Bond Program Goal which is applied to all account codes except Land Acquisition and Builders' Risk Insurance

A			CONTRACT COMMITMENTS				EXPENDITURES				
Bid Package	Vendor	Total Contract Amount (\$)	Tier #1 Contract Commitment (\$)	Tier #2 Contract Commitment (\$)	Tier #1 & #2 Contract Commitment (\$)	Tier #1 & #2 % of Contract Amount	Tier #1 ETD (\$) Amount	Tier #1 ETD % Contract Commitment (\$)	Tier #2 ETD (\$) Amount	Tier #2 ETD % Contract Commitment (\$)	Tier #1 & #2 ETD % of Overall Contract
Construction											
Pine Elementary	Fun & Function	\$172	\$0	\$0	\$0	0.00%	\$0	0.00%	\$0	0.00%	0.00%
Pine Elementary	Grainger	\$9,966	\$0	\$0	\$0	0.00%	\$0	0.00%	\$0	0.00%	0.00%
Pine Elementary	Haddock Education Technologies	\$122,063	\$0	\$0	\$0	0.00%	\$0	0.00%	\$0	0.00%	0.00%
Pine Elementary	Jamco Abatement Services	\$106,210	\$0	\$106,210	\$106,210	100.00%	\$0	0.00%	\$106,210	100.00%	100.00%
Pine Elementary	Jensen Garden Inc	\$8,499	\$0	\$8,499	\$8,499	100.00%	\$0	0.00%	\$8,499	100.00%	100.00%
Pine Elementary	Kansas City Audio Visual Inc.	\$24,377	\$0	\$0	\$0	0.00%	\$0	0.00%	\$0	0.00%	0.00%
Pine Elementary	Keitzer Manufacturing USA	\$1,826	\$0	\$0	\$0	0.00%	\$0	0.00%	\$0	0.00%	0.00%
Pine Elementary	Kholls Pharmacy & Homecare	\$3,300	\$0	\$0	\$0	0.00%	\$0	0.00%	\$0	0.00%	0.00%
Pine Elementary	Kidwell	\$1,680	\$0	\$0	\$0	0.00%	\$0	0.00%	\$0	0.00%	0.00%
Pine Elementary	Krueger International	\$227	\$0	\$0	\$0	0.00%	\$0	0.00%	\$0	0.00%	0.00%
Pine Elementary	McGill Asbestos Abatement	\$28,140	\$28,140	\$0	\$28,140	100.00%	\$28,140	100.00%	\$0	0.00%	100.00%
Pine Elementary	Mid States School Equipment Co	\$46,325	\$0	\$0	\$0	0.00%	\$0	0.00%	\$0	0.00%	0.00%
Pine Elementary	Midwest Storage Solutions	\$366	\$0	\$0	\$0	0.00%	\$0	0.00%	\$0	0.00%	0.00%
Pine Elementary	Prime Communications Inc.	\$4,464	\$0	\$0	\$0	0.00%	\$0	0.00%	\$0	0.00%	0.00%
Pine Elementary	School Health Corporation	\$1,289	\$0	\$0	\$0	0.00%	\$0	0.00%	\$0	0.00%	0.00%



2018 Bond Program

Report Date 9/27/2022

Economic Inclusion Plan & Commitment Monitoring Report

The 15% EI Plan Goal is an overall Bond Program Goal which is applied to all account codes except Land Acquisition and Builders' Risk Insurance

A			CONTRACT COMMITMENTS				EXPENDITURES				
B	C	D=B+C	E=D/A	F	G=F/B	H	I=H/C	J=(F+H)/A			
Bid Package	Vendor	Total Contract Amount (\$)	Tier #1 Contract Commitment (\$)	Tier #2 Contract Commitment (\$)	Tier #1 & #2 Contract Commitment (\$)	Tier #1 & #2 % of Contract Amount	Tier #1 ETD (\$)	Tier #1 ETD % Contract Commitment (\$)	Tier #2 ETD (\$)	Tier #2 ETD % Contract Commitment (\$)	Tier #1 & #2 ETD % of Overall Contract
Construction											
Pine Elementary	Sheppards Business Interiors	\$142,004	\$0	\$0	\$0	0.00%	\$0	0.00%	\$0	0.00%	0.00%
Pine Elementary	Sirius Computer Solutions	\$269,821	\$0	\$0	\$0	0.00%	\$0	0.00%	\$0	0.00%	0.00%
Pine Elementary	Striv AV, LLC	\$1,980	\$0	\$0	\$0	0.00%	\$0	0.00%	\$0	0.00%	0.00%
Pine Elementary	Ty's Outdoor Power & Service Inc.	\$472	\$0	\$0	\$0	0.00%	\$0	0.00%	\$0	0.00%	0.00%
Pine Elementary	Virco Inc	\$76,563	\$0	\$0	\$0	0.00%	\$0	0.00%	\$0	0.00%	0.00%
Pine Elementary	Y&S Technologies Inc.	\$11,640	\$0	\$0	\$0	0.00%	\$0	0.00%	\$0	0.00%	0.00%
Adams Elementary	Electronic Sound Inc	\$546	\$0	\$0	\$0	0.00%	\$0	0.00%	\$0	0.00%	0.00%
Adams Elementary	The Weitz Company	\$1,817,519	\$395,000	\$55,000	\$450,000	24.76%	\$411,387	104.15%	\$3,500	6.36%	22.83%
Northwest High	10 MEN LLC	\$800	\$0	\$0	\$0	0.00%	\$0	0.00%	\$0	0.00%	0.00%
Northwest High	Conerstone Services Group	\$12,547	\$0	\$0	\$0	0.00%	\$0	0.00%	\$0	0.00%	0.00%
Northwest High	Hausmann Construction, Inc.	\$6,295,565	\$69,765	\$20,125	\$89,890	1.43%	\$42,565	61.01%	\$37,210	184.89%	1.27%
Northwest High	Trane	\$5,637	\$0	\$0	\$0	0.00%	\$0	0.00%	\$0	0.00%	0.00%
Morton Middle	All Makes Office Equipment Co	\$23,302	\$0	\$0	\$0	0.00%	\$0	0.00%	\$0	0.00%	0.00%
Morton Middle	Anixter, Inc.	\$3,156	\$0	\$0	\$0	0.00%	\$0	0.00%	\$0	0.00%	0.00%
Morton Middle	Echo	\$6,157	\$0	\$0	\$0	0.00%	\$0	0.00%	\$0	0.00%	0.00%
Morton Middle	Electronic Sound Inc	\$18,500	\$0	\$0	\$0	0.00%	\$0	0.00%	\$0	0.00%	0.00%
Morton Middle	Ferbak Inc.	\$1,888	\$0	\$0	\$0	0.00%	\$0	0.00%	\$0	0.00%	0.00%



2018 Bond Program

Report Date 9/27/2022

Economic Inclusion Plan & Commitment Monitoring Report

The 15% EI Plan Goal is an overall Bond Program Goal which is applied to all account codes except Land Acquisition and Builders' Risk Insurance

A			CONTRACT COMMITMENTS				EXPENDITURES				
Bid Package	Vendor	Total Contract Amount (\$)	Tier #1 Contract Commitment (\$)	Tier #2 Contract Commitment (\$)	Tier #1 & #2 Contract Commitment (\$)	Tier #1 & #2 % of Contract Amount	Tier #1 ETD (\$) Amount	Tier #1 ETD % Contract Commitment (\$)	Tier #2 ETD (\$) Amount	Tier #2 ETD % Contract Commitment (\$)	Tier #1 & #2 ETD % of Overall Contract
Construction											
Morton Middle	Grainger	\$210	\$0	\$0	\$0	0.00%	\$0	0.00%	\$0	0.00%	0.00%
Morton Middle	Heartland Scenic Studio	\$12,150	\$0	\$0	\$0	0.00%	\$0	0.00%	\$0	0.00%	0.00%
Morton Middle	JW Services	\$11,891	\$0	\$0	\$0	0.00%	\$0	0.00%	\$0	0.00%	0.00%
Morton Middle	Kansas City Audio Visual Inc.	\$3,811	\$0	\$0	\$0	0.00%	\$0	0.00%	\$0	0.00%	0.00%
Morton Middle	Krueger International	\$20,773	\$0	\$0	\$0	0.00%	\$0	0.00%	\$0	0.00%	0.00%
Morton Middle	MCL Construction	\$11,008,413	\$0	\$3,384,278	\$3,384,278	30.74%	\$0	0.00%	\$3,724,191	110.04%	33.83%
Morton Middle	Prime Communications Inc.	\$1,171	\$0	\$0	\$0	0.00%	\$0	0.00%	\$0	0.00%	0.00%
Morton Middle	Sheppards Business Interiors	\$589	\$0	\$0	\$0	0.00%	\$0	0.00%	\$0	0.00%	0.00%
Morton Middle	Sirius Computer Solutions	\$61,359	\$0	\$0	\$0	0.00%	\$0	0.00%	\$0	0.00%	0.00%
Morton Middle	Striv AV, LLC	\$14,930	\$0	\$0	\$0	0.00%	\$0	0.00%	\$0	0.00%	0.00%
Morton Middle	Vinny's Tree Service	\$5,000	\$0	\$0	\$0	0.00%	\$0	0.00%	\$0	0.00%	0.00%
North High	10 MEN LLC	\$1,800	\$0	\$0	\$0	0.00%	\$0	0.00%	\$0	0.00%	0.00%
North High	AD Screen Group	\$2,150	\$0	\$0	\$0	0.00%	\$0	0.00%	\$0	0.00%	0.00%
North High	All Makes Office Equipment Co	\$13,077	\$0	\$0	\$0	0.00%	\$0	0.00%	\$0	0.00%	0.00%
North High	Allegiance Restortation, LLC	\$5,970	\$0	\$0	\$0	0.00%	\$0	0.00%	\$0	0.00%	0.00%
North High	Hausmann Construction, Inc.	\$7,573,176	\$95,000	\$155,000	\$250,000	3.30%	\$32,980	34.72%	\$1,576	1.02%	0.46%
North High	Kone	\$243	\$0	\$0	\$0	0.00%	\$0	0.00%	\$0	0.00%	0.00%



2018 Bond Program

Report Date 9/27/2022

Economic Inclusion Plan & Commitment Monitoring Report

The 15% EI Plan Goal is an overall Bond Program Goal which is applied to all account codes except Land Acquisition and Builders' Risk Insurance

A			CONTRACT COMMITMENTS				EXPENDITURES				
Bid Package	Vendor	Total Contract Amount (\$)	Tier #1 Contract Commitment (\$)	Tier #2 Contract Commitment (\$)	Tier #1 & #2 Contract Commitment (\$)	Tier #1 & #2 % of Contract Amount	Tier #1 ETD (\$)	Tier #1 ETD % Contract Commitment (\$)	Tier #2 ETD (\$)	Tier #2 ETD % Contract Commitment (\$)	Tier #1 & #2 ETD % of Overall Contract
Construction											
North High	Virco Inc	\$27,712	\$0	\$0	\$0	0.00%	\$0	0.00%	\$0	0.00%	0.00%
Blackburn School	Amazon Business Service	\$1,163	\$0	\$0	\$0	0.00%	\$0	0.00%	\$0	0.00%	0.00%
Blackburn School	The Weitz Company	\$2,987,548	\$75,000	\$25,000	\$100,000	3.35%	\$86,940	115.92%	\$19,617	78.47%	3.57%
South High	Echo	\$4,187	\$0	\$0	\$0	0.00%	\$0	0.00%	\$0	0.00%	0.00%
South High	The Weitz Company	\$10,322,274	\$849,127	\$619,890	\$1,469,017	14.23%	\$864,114	101.77%	\$328,800	53.04%	11.56%
Total For Construction:		\$361,393,323	\$12,564,069	\$23,244,572	\$35,808,641	9.91%	\$13,683,419	108.91%	\$20,747,521	89.26%	9.53%
Owner Administration											
Program Mgmt. & Admin.	Baird-Holm	\$245,358	\$0	\$0	\$0	0.00%	\$0	0.00%	\$0	0.00%	0.00%
Program Mgmt. & Admin.	ieDesign, LLC	\$12,358	\$0	\$12,358	\$12,358	100.00%	\$0	0.00%	\$12,358	100.00%	100.00%
Program Mgmt. & Admin.	ieDesign, LLC	\$29,280	\$0	\$29,280	\$29,280	100.00%	\$0	0.00%	\$19,500	66.60%	66.60%
Program Mgmt. & Admin.	ieDesign, LLC	\$14,403	\$0	\$14,403	\$14,403	100.00%	\$0	0.00%	\$11,213	77.85%	77.85%
Program Mgmt. & Admin.	ieDesign, LLC	\$45,600	\$0	\$45,600	\$45,600	100.00%	\$0	0.00%	\$29,035	63.67%	63.67%
Program Mgmt. & Admin.	ieDesign, LLC	\$38,640	\$0	\$38,640	\$38,640	100.00%	\$0	0.00%	\$29,760	77.02%	77.02%
Program Mgmt. & Admin.	ieDesign, LLC	\$38,640	\$0	\$38,640	\$38,640	100.00%	\$0	0.00%	\$29,040	75.16%	75.16%
Program Mgmt. & Admin.	ieDesign, LLC	\$38,640	\$0	\$38,640	\$38,640	100.00%	\$0	0.00%	\$12,960	33.54%	33.54%
Program Mgmt. & Admin.	ieDesign, LLC	\$47,520	\$0	\$47,520	\$47,520	100.00%	\$0	0.00%	\$37,085	78.04%	78.04%
Program Mgmt. & Admin.	ieDesign, LLC	\$47,520	\$0	\$47,520	\$47,520	100.00%	\$0	0.00%	\$35,400	74.49%	74.49%
Program Mgmt. & Admin.	ieDesign, LLC	\$16,200	\$0	\$16,200	\$16,200	100.00%	\$0	0.00%	\$16,200	100.00%	100.00%



2018 Bond Program

Report Date 9/27/2022

Economic Inclusion Plan & Commitment Monitoring Report

The 15% EI Plan Goal is an overall Bond Program Goal which is applied to all account codes except Land Acquisition and Builders' Risk Insurance

			CONTRACT COMMITMENTS				EXPENDITURES				
	A		B	C	D=B+C	E=D/A	F	G=F/B	H	I=H/C	J=(F+H)/A
Bid Package	Vendor	Total Contract Amount (\$)	Tier #1 Contract Commitment (\$)	Tier #2 Contract Commitment (\$)	Tier #1 & #2 Contract Commitment (\$)	Tier #1 & #2 % of Contract Amount	Tier #1 ETD (\$)	Tier #1 ETD % Contract Commitment (\$)	Tier #2 ETD (\$)	Tier #2 ETD % Contract Commitment (\$)	Tier #1 & #2 ETD % of Overall Contract
Owner Administration											
Program Mgmt. & Admin.	ieDesign, LLC	\$95,100	\$0	\$95,100	\$95,100	100.00%	\$0	0.00%	\$95,100	100.00%	100.00%
Program Mgmt. & Admin.	ieDesign, LLC	\$2,000	\$0	\$2,000	\$2,000	100.00%	\$0	0.00%	\$2,000	100.00%	100.00%
Program Mgmt. & Admin.	Omaha Public Schools	\$229,256	\$0	\$0	\$0	0.00%	\$0	0.00%	\$0	0.00%	0.00%
Total For Owner Administration:		\$900,515	\$0	\$425,900	\$425,900	47.30%	\$0	0.00%	\$329,650	77.40%	36.61%
Printing & Advertisement											
Program Mgmt. & Admin.	A&D Technical Supply	\$40,944	\$0	\$0	\$0	0.00%	\$0	0.00%	\$0	0.00%	0.00%
Program Mgmt. & Admin.	ASI Signage	\$2,590	\$0	\$0	\$0	0.00%	\$0	0.00%	\$0	0.00%	0.00%
Program Mgmt. & Admin.	Design 4 Screenprinting & More, Inc.	\$6,105	\$6,105	\$0	\$6,105	100.00%	\$6,105	100.00%	\$0	0.00%	100.00%
Program Mgmt. & Admin.	Simplified Office Solutions	\$6,716	\$0	\$0	\$0	0.00%	\$0	0.00%	\$0	0.00%	0.00%
Program Mgmt. & Admin.	Standard Digital Imaging	\$33,544	\$0	\$0	\$0	0.00%	\$0	0.00%	\$0	0.00%	0.00%
Total For Printing & Advertisement:		\$89,899	\$6,105	\$0	\$6,105	6.79%	\$6,105	100.00%	\$0	0.00%	6.79%
Program Mgmt & Admin											
Program Mgmt. & Admin.	Bluebeam Software Inc	\$2,745	\$0	\$0	\$0	0.00%	\$0	0.00%	\$0	0.00%	0.00%
Program Mgmt. & Admin.	CDW Government	\$2,795	\$0	\$0	\$0	0.00%	\$0	0.00%	\$0	0.00%	0.00%
Program Mgmt. & Admin.	Jacobs	\$13,607,200	\$0	\$0	\$0	0.00%	\$0	0.00%	\$0	0.00%	0.00%
Program Mgmt. & Admin.	Microsoft Corporation	\$21,564	\$0	\$0	\$0	0.00%	\$0	0.00%	\$0	0.00%	0.00%
Program Mgmt. & Admin.	SoftChoice Corporation	\$320	\$0	\$0	\$0	0.00%	\$0	0.00%	\$0	0.00%	0.00%
Total For Program Mgmt & Admin:		\$13,634,624	\$0	\$0	\$0	0.00%	\$0	0.00%	\$0	0.00%	0.00%
Temp Housing, Utilities, Moves											



2018 Bond Program

Report Date 9/27/2022

Economic Inclusion Plan & Commitment Monitoring Report

The 15% EI Plan Goal is an overall Bond Program Goal which is applied to all account codes except Land Acquisition and Builders' Risk Insurance

A			CONTRACT COMMITMENTS				EXPENDITURES				
B	C	D=B+C	E=D/A	F	G=F/B	H	I=H/C	J=(F+H)/A			
Bid Package	Vendor	Total Contract Amount (\$)	Tier #1 Contract Commitment (\$)	Tier #2 Contract Commitment (\$)	Tier #1 & #2 Contract Commitment (\$)	Tier #1 & #2 % of Contract Amount	Tier #1 ETD (\$)	Tier #1 ETD % Contract Commitment (\$)	Tier #2 ETD (\$)	Tier #2 ETD % Contract Commitment (\$)	Tier #1 & #2 ETD % of Overall Contract
Temp Housing, Utilities, Moves											
Program Mgmt. & Admin.	HFH, LLC	\$76,987	\$0	\$0	\$0	0.00%	\$0	0.00%	\$0	0.00%	0.00%
Catlin Elementary	Omaha Public Schools	\$499	\$0	\$0	\$0	0.00%	\$0	0.00%	\$0	0.00%	0.00%
Catlin Elementary	Waste Management	\$473	\$0	\$0	\$0	0.00%	\$0	0.00%	\$0	0.00%	0.00%
Conestoga Elementary	Omaha Public Schools	\$1,027	\$0	\$0	\$0	0.00%	\$0	0.00%	\$0	0.00%	0.00%
King Elementary	Jesse L Gibson	\$240	\$0	\$240	\$240	100.00%	\$0	0.00%	\$240	100.00%	100.00%
King Elementary	Omaha Public Schools	\$219	\$0	\$0	\$0	0.00%	\$0	0.00%	\$0	0.00%	0.00%
Burke High	Omaha Public Schools	\$3,078	\$0	\$0	\$0	0.00%	\$0	0.00%	\$0	0.00%	0.00%
Forest Station Elementary	Metropolitan Utilities District	\$11,320	\$0	\$0	\$0	0.00%	\$0	0.00%	\$0	0.00%	0.00%
Forest Station Elementary	Omaha Public Power District	\$49,290	\$0	\$0	\$0	0.00%	\$0	0.00%	\$0	0.00%	0.00%
Forest Station Elementary	Omaha Public Schools	\$1,447	\$0	\$0	\$0	0.00%	\$0	0.00%	\$0	0.00%	0.00%
Forest Station Elementary	Unite Private Networks	\$30,409	\$0	\$0	\$0	0.00%	\$0	0.00%	\$0	0.00%	0.00%
Buena Vista High	Cox Business Services	\$6,730	\$0	\$0	\$0	0.00%	\$0	0.00%	\$0	0.00%	0.00%
Buena Vista High	Nebraska Dept. of Transportation	\$49,000	\$0	\$0	\$0	0.00%	\$0	0.00%	\$0	0.00%	0.00%
Buena Vista High	Omaha Public Schools	\$3,742	\$0	\$0	\$0	0.00%	\$0	0.00%	\$0	0.00%	0.00%
Buena Vista High	Unite Private Networks	\$5,175	\$0	\$0	\$0	0.00%	\$0	0.00%	\$0	0.00%	0.00%
Westview High	Cox Business Services	\$23,555	\$0	\$0	\$0	0.00%	\$0	0.00%	\$0	0.00%	0.00%
Westview High	Omaha Public Schools	\$3,176	\$0	\$0	\$0	0.00%	\$0	0.00%	\$0	0.00%	0.00%



2018 Bond Program

Report Date 9/27/2022

Economic Inclusion Plan & Commitment Monitoring Report

The 15% EI Plan Goal is an overall Bond Program Goal which is applied to all account codes except Land Acquisition and Builders' Risk Insurance

A			CONTRACT COMMITMENTS				EXPENDITURES				
B	C	D=B+C	E=D/A	F	G=F/B	H	I=H/C	J=(F+H)/A			
Bid Package	Vendor	Total Contract Amount (\$)	Tier #1 Contract Commitment (\$)	Tier #2 Contract Commitment (\$)	Tier #1 & #2 Contract Commitment (\$)	Tier #1 & #2 % of Contract Amount	Tier #1 ETD (\$)	Tier #1 ETD % Contract Commitment (\$)	Tier #2 ETD (\$)	Tier #2 ETD % Contract Commitment (\$)	Tier #1 & #2 ETD % of Overall Contract
Temp Housing, Utilities, Moves											
Westview High	Sampson Construction	\$26,701	\$0	\$0	\$0	0.00%	\$0	0.00%	\$0	0.00%	0.00%
Westview High	Unite Private Networks	\$4,293	\$0	\$0	\$0	0.00%	\$0	0.00%	\$0	0.00%	0.00%
Transition Program	Cox Business Services	\$300	\$0	\$0	\$0	0.00%	\$0	0.00%	\$0	0.00%	0.00%
Transition Program	Metropolitan Utilities District	\$2,581	\$0	\$0	\$0	0.00%	\$0	0.00%	\$0	0.00%	0.00%
Transition Program	Omaha Public Schools	\$746	\$0	\$0	\$0	0.00%	\$0	0.00%	\$0	0.00%	0.00%
Pinewood Elementary	Cox Business Services	\$5,171	\$0	\$0	\$0	0.00%	\$0	0.00%	\$0	0.00%	0.00%
Pinewood Elementary	Cox Contracting Co.	\$4,394	\$0	\$4,394	\$4,394	100.00%	\$0	0.00%	\$4,394	100.00%	100.00%
Pinewood Elementary	Husker Tree & Landscaping	\$5,510	\$5,510	\$0	\$5,510	100.00%	\$5,510	100.00%	\$0	0.00%	100.00%
Pinewood Elementary	Jesse L Gibson	\$1,185	\$0	\$1,185	\$1,185	100.00%	\$0	0.00%	\$1,185	100.00%	100.00%
Pinewood Elementary	Omaha Public Power District	\$32,768	\$0	\$0	\$0	0.00%	\$0	0.00%	\$0	0.00%	0.00%
Pinewood Elementary	Omaha Public Schools	\$2,729	\$0	\$0	\$0	0.00%	\$0	0.00%	\$0	0.00%	0.00%
Pinewood Elementary	Scribs House Moving Inc	\$7,071	\$0	\$0	\$0	0.00%	\$0	0.00%	\$0	0.00%	0.00%
Pinewood Elementary	Unite Private Networks	\$14,738	\$0	\$0	\$0	0.00%	\$0	0.00%	\$0	0.00%	0.00%
Edison Elementary	Cox Business Services	\$7,145	\$0	\$0	\$0	0.00%	\$0	0.00%	\$0	0.00%	0.00%
Edison Elementary	Omaha Public Schools	\$1,756	\$0	\$0	\$0	0.00%	\$0	0.00%	\$0	0.00%	0.00%
Edison Elementary	Unite Private Networks	\$10,572	\$0	\$0	\$0	0.00%	\$0	0.00%	\$0	0.00%	0.00%
Highland Elementary	Cox Contracting Co.	\$10,000	\$0	\$10,000	\$10,000	100.00%	\$0	0.00%	\$10,000	100.00%	100.00%



2018 Bond Program

Report Date 9/27/2022

Economic Inclusion Plan & Commitment Monitoring Report

The 15% EI Plan Goal is an overall Bond Program Goal which is applied to all account codes except Land Acquisition and Builders' Risk Insurance

A			CONTRACT COMMITMENTS				EXPENDITURES				
B	C	D=B+C	E=D/A	F	G=F/B	H	I=H/C	J=(F+H)/A			
Bid Package	Vendor	Total Contract Amount (\$)	Tier #1 Contract Commitment (\$)	Tier #2 Contract Commitment (\$)	Tier #1 & #2 Contract Commitment (\$)	Tier #1 & #2 % of Contract Amount	Tier #1 ETD (\$)	Tier #1 ETD % Contract Commitment (\$)	Tier #2 ETD (\$)	Tier #2 ETD % Contract Commitment (\$)	Tier #1 & #2 ETD % of Overall Contract
Temp Housing, Utilities, Moves											
Highland Elementary	Metropolitan Utilities District	\$30,728	\$0	\$0	\$0	0.00%	\$0	0.00%	\$0	0.00%	0.00%
Highland Elementary	Omaha Public Power District	\$57,904	\$0	\$0	\$0	0.00%	\$0	0.00%	\$0	0.00%	0.00%
Highland Elementary	Omaha Public Schools	\$5,570	\$0	\$0	\$0	0.00%	\$0	0.00%	\$0	0.00%	0.00%
Masters Elementary	Binyard Specialty Cleaning	\$1,428	\$1,428	\$0	\$1,428	100.00%	\$1,428	100.00%	\$0	0.00%	100.00%
Masters Elementary	Omaha Public Schools	\$412	\$0	\$0	\$0	0.00%	\$0	0.00%	\$0	0.00%	0.00%
Spring Lake Elementary	Metropolitan Utilities District	\$7,970	\$0	\$0	\$0	0.00%	\$0	0.00%	\$0	0.00%	0.00%
Spring Lake Elementary	Omaha Public Power District	\$36,418	\$0	\$0	\$0	0.00%	\$0	0.00%	\$0	0.00%	0.00%
Spring Lake Elementary	Omaha Public Schools	\$9,932	\$0	\$0	\$0	0.00%	\$0	0.00%	\$0	0.00%	0.00%
Lewis & Clark Middle	Abe's Portables	\$315	\$0	\$0	\$0	0.00%	\$0	0.00%	\$0	0.00%	0.00%
Lewis & Clark Middle	Cox Contracting Co.	\$8,800	\$0	\$8,800	\$8,800	100.00%	\$0	0.00%	\$8,800	100.00%	100.00%
Lewis & Clark Middle	J&R Mechanical, Inc.	\$4,250	\$0	\$0	\$0	0.00%	\$0	0.00%	\$0	0.00%	0.00%
Lewis & Clark Middle	Omaha Public Schools	\$1,825	\$0	\$0	\$0	0.00%	\$0	0.00%	\$0	0.00%	0.00%
Central High	Omaha Public Schools	\$630	\$0	\$0	\$0	0.00%	\$0	0.00%	\$0	0.00%	0.00%
Bluestem Middle School	Metropolitan Utilities District	\$75,453	\$0	\$0	\$0	0.00%	\$0	0.00%	\$0	0.00%	0.00%
Bluestem Middle School	Omaha Public Schools	\$7,955	\$0	\$0	\$0	0.00%	\$0	0.00%	\$0	0.00%	0.00%
Bluestem Middle School	Unite Private Networks	\$1,382	\$0	\$0	\$0	0.00%	\$0	0.00%	\$0	0.00%	0.00%
Pine Elementary	American Fence Company	\$11,896	\$0	\$0	\$0	0.00%	\$0	0.00%	\$0	0.00%	0.00%



2018 Bond Program

Report Date 9/27/2022

Economic Inclusion Plan & Commitment Monitoring Report

The 15% EI Plan Goal is an overall Bond Program Goal which is applied to all account codes except Land Acquisition and Builders' Risk Insurance

A			CONTRACT COMMITMENTS				EXPENDITURES				
Bid Package	Vendor	Total Contract Amount (\$)	Tier #1 Contract Commitment (\$)	Tier #2 Contract Commitment (\$)	Tier #1 & #2 Contract Commitment (\$)	Tier #1 & #2 % of Contract Amount	Tier #1 ETD (\$) Amount	Tier #1 ETD % Contract Commitment (\$)	Tier #2 ETD (\$) Amount	Tier #2 ETD % Contract Commitment (\$)	Tier #1 & #2 ETD % of Overall Contract
Temp Housing, Utilities, Moves											
Pine Elementary	Metropolitan Utilities District	\$28,914	\$0	\$0	\$0	0.00%	\$0	0.00%	\$0	0.00%	0.00%
Pine Elementary	Omaha Public Power District	\$31,570	\$0	\$0	\$0	0.00%	\$0	0.00%	\$0	0.00%	0.00%
Pine Elementary	Omaha Public Schools	\$1,477	\$0	\$0	\$0	0.00%	\$0	0.00%	\$0	0.00%	0.00%
Pine Elementary	Unite Private Networks	\$4,293	\$0	\$0	\$0	0.00%	\$0	0.00%	\$0	0.00%	0.00%
Adams Elementary	Omaha Public Schools	\$103	\$0	\$0	\$0	0.00%	\$0	0.00%	\$0	0.00%	0.00%
Northwest High	Omaha Public Schools	\$4,032	\$0	\$0	\$0	0.00%	\$0	0.00%	\$0	0.00%	0.00%
Morton Middle	Omaha Public Power District	\$8,127	\$0	\$0	\$0	0.00%	\$0	0.00%	\$0	0.00%	0.00%
Morton Middle	Omaha Public Schools	\$366	\$0	\$0	\$0	0.00%	\$0	0.00%	\$0	0.00%	0.00%
North High	Omaha Public Schools	\$319	\$0	\$0	\$0	0.00%	\$0	0.00%	\$0	0.00%	0.00%
North High	Omaha Public Schools	\$624	\$0	\$0	\$0	0.00%	\$0	0.00%	\$0	0.00%	0.00%
Blackburn School	Omaha Public Schools	\$258	\$0	\$0	\$0	0.00%	\$0	0.00%	\$0	0.00%	0.00%
South High	Lion's Gate	\$13,720	\$0	\$0	\$0	0.00%	\$0	0.00%	\$0	0.00%	0.00%
South High	Omaha Public Schools	\$543	\$0	\$0	\$0	0.00%	\$0	0.00%	\$0	0.00%	0.00%
Total For Temp Housing, Utilities, Moves:		\$761,243	\$6,938	\$24,619	\$31,557	4.15%	\$6,938	100.00%	\$24,379	99.03%	4.11%
Testing, Inspection, Geotechnical											
Catlin Elementary	Optimized Systems	\$44,000	\$44,000	\$0	\$44,000	100.00%	\$44,000	100.00%	\$0	0.00%	100.00%
Catlin Elementary	Optimized Systems	\$14,200	\$14,200	\$0	\$14,200	100.00%	\$14,200	100.00%	\$0	0.00%	100.00%



2018 Bond Program

Report Date 9/27/2022

Economic Inclusion Plan & Commitment Monitoring Report

The 15% EI Plan Goal is an overall Bond Program Goal which is applied to all account codes except Land Acquisition and Builders' Risk Insurance

A			CONTRACT COMMITMENTS				EXPENDITURES				
B	C	D=B+C	E=D/A	F	G=F/B	H	I=H/C	J=(F+H)/A			
Bid Package	Vendor	Total Contract Amount (\$)	Tier #1 Contract Commitment (\$)	Tier #2 Contract Commitment (\$)	Tier #1 & #2 Contract Commitment (\$)	Tier #1 & #2 % of Contract Amount	Tier #1 ETD (\$)	Tier #1 ETD % Contract Commitment (\$)	Tier #2 ETD (\$)	Tier #2 ETD % Contract Commitment (\$)	Tier #1 & #2 ETD % of Overall Contract
Testing, Inspection, Geotechnical											
Catlin Elementary	Optimized Systems	\$824	\$824	\$0	\$824	100.00%	\$824	100.00%	\$0	0.00%	100.00%
Catlin Elementary	Terracon Consultants, Inc.	\$1,000	\$0	\$0	\$0	0.00%	\$0	0.00%	\$0	0.00%	0.00%
Catlin Elementary	Thiele Geotech Inc	\$2,409	\$0	\$0	\$0	0.00%	\$0	0.00%	\$0	0.00%	0.00%
Conestoga Elementary	Optimized Systems	\$49,000	\$49,000	\$0	\$49,000	100.00%	\$49,000	100.00%	\$0	0.00%	100.00%
Conestoga Elementary	Optimized Systems	\$15,300	\$15,300	\$0	\$15,300	100.00%	\$15,300	100.00%	\$0	0.00%	100.00%
Conestoga Elementary	Optimized Systems	\$1,019	\$1,019	\$0	\$1,019	100.00%	\$1,019	100.00%	\$0	0.00%	100.00%
Conestoga Elementary	Terracon Consultants, Inc.	\$6,760	\$0	\$0	\$0	0.00%	\$0	0.00%	\$0	0.00%	0.00%
Conestoga Elementary	Thiele Geotech Inc	\$2,165	\$0	\$0	\$0	0.00%	\$0	0.00%	\$0	0.00%	0.00%
King Elementary	Four Corners Restoration	\$2,526	\$0	\$0	\$0	0.00%	\$0	0.00%	\$0	0.00%	0.00%
King Elementary	Optimized Systems	\$44,500	\$44,500	\$0	\$44,500	100.00%	\$44,500	100.00%	\$0	0.00%	100.00%
King Elementary	Terracon Consultants, Inc.	\$14,439	\$0	\$0	\$0	0.00%	\$0	0.00%	\$0	0.00%	0.00%
Benson High	Aerotech Laboratories, Inc.	\$99	\$0	\$0	\$0	0.00%	\$0	0.00%	\$0	0.00%	0.00%
Benson High	Optimized Systems	\$49,500	\$49,500	\$0	\$49,500	100.00%	\$49,500	100.00%	\$0	0.00%	100.00%
Benson High	Optimized Systems	\$47,500	\$47,500	\$0	\$47,500	100.00%	\$47,500	100.00%	\$0	0.00%	100.00%
Benson High	Terracon Consultants, Inc.	\$12,446	\$0	\$0	\$0	0.00%	\$0	0.00%	\$0	0.00%	0.00%
Benson High	Thiele Geotech Inc	\$724	\$0	\$0	\$0	0.00%	\$0	0.00%	\$0	0.00%	0.00%
Bryan High	Terracon Consultants, Inc.	\$4,270	\$0	\$0	\$0	0.00%	\$0	0.00%	\$0	0.00%	0.00%



2018 Bond Program

Report Date 9/27/2022

Economic Inclusion Plan & Commitment Monitoring Report

The 15% EI Plan Goal is an overall Bond Program Goal which is applied to all account codes except Land Acquisition and Builders' Risk Insurance

			CONTRACT COMMITMENTS				EXPENDITURES				
	A		B	C	D=B+C	E=D/A	F	G=F/B	H	I=H/C	J=(F+H)/A
Bid Package	Vendor	Total Contract Amount (\$)	Tier #1 Contract Commitment (\$)	Tier #2 Contract Commitment (\$)	Tier #1 & #2 Contract Commitment (\$)	Tier #1 & #2 % of Contract Amount	Tier #1 ETD (\$) Amount	Tier #1 ETD % Contract Commitment (\$)	Tier #2 ETD (\$) Amount	Tier #2 ETD % Contract Commitment (\$)	Tier #1 & #2 ETD % of Overall Contract
Testing, Inspection, Geotechnical											
Burke High	Alpha Land Surveying	\$4,950	\$0	\$4,950	\$4,950	100.00%	\$0	0.00%	\$4,950	100.00%	100.00%
Burke High	Alpha Land Surveying	\$5,350	\$0	\$5,350	\$5,350	100.00%	\$0	0.00%	\$5,350	100.00%	100.00%
Burke High	Ambassador Title Services	\$500	\$0	\$0	\$0	0.00%	\$0	0.00%	\$0	0.00%	0.00%
Burke High	ATC Group Services LLC	\$2,300	\$0	\$0	\$0	0.00%	\$0	0.00%	\$0	0.00%	0.00%
Burke High	Optimized Systems	\$49,000	\$49,000	\$0	\$49,000	100.00%	\$49,000	100.00%	\$0	0.00%	100.00%
Burke High	Optimized Systems	\$46,150	\$46,150	\$0	\$46,150	100.00%	\$46,150	100.00%	\$0	0.00%	100.00%
Burke High	Terracon Consultants, Inc.	\$20,914	\$0	\$0	\$0	0.00%	\$0	0.00%	\$0	0.00%	0.00%
Burke High	Terracon Consultants, Inc.	\$625	\$0	\$0	\$0	0.00%	\$0	0.00%	\$0	0.00%	0.00%
Burke High	Thompson Dreessen Dorner Inc.	\$3,000	\$0	\$0	\$0	0.00%	\$0	0.00%	\$0	0.00%	0.00%
Forest Station Elementary	First American Title Insurance Company	\$250	\$0	\$0	\$0	0.00%	\$0	0.00%	\$0	0.00%	0.00%
Forest Station Elementary	Lamp Rynearson & Associates	\$17,418	\$0	\$0	\$0	0.00%	\$0	0.00%	\$0	0.00%	0.00%
Forest Station Elementary	Olsson Associates	\$9,450	\$0	\$0	\$0	0.00%	\$0	0.00%	\$0	0.00%	0.00%
Forest Station Elementary	Olsson Associates	\$79,928	\$0	\$0	\$0	0.00%	\$0	0.00%	\$0	0.00%	0.00%
Forest Station Elementary	Optimized Systems	\$92,980	\$92,980	\$0	\$92,980	100.00%	\$92,980	100.00%	\$0	0.00%	100.00%
Forest Station Elementary	R.W. Engineering & Surveying, Inc.	\$19,800	\$0	\$19,800	\$19,800	100.00%	\$0	0.00%	\$19,432	98.14%	98.14%
Forest Station Elementary	R.W. Engineering & Surveying, Inc.	\$26,618	\$0	\$26,618	\$26,618	100.00%	\$0	0.00%	\$26,568	99.81%	99.81%



2018 Bond Program

Report Date 9/27/2022

Economic Inclusion Plan & Commitment Monitoring Report

The 15% EI Plan Goal is an overall Bond Program Goal which is applied to all account codes except Land Acquisition and Builders' Risk Insurance

A			CONTRACT COMMITMENTS				EXPENDITURES				
B	C	D=B+C	E=D/A	F	G=F/B	H	I=H/C	J=(F+H)/A			
Bid Package	Vendor	Total Contract Amount (\$)	Tier #1 Contract Commitment (\$)	Tier #2 Contract Commitment (\$)	Tier #1 & #2 Contract Commitment (\$)	Tier #1 & #2 % of Contract Amount	Tier #1 ETD (\$) Amount	Tier #1 ETD % Contract Commitment (\$)	Tier #2 ETD (\$) Amount	Tier #2 ETD % Contract Commitment (\$)	Tier #1 & #2 ETD % of Overall Contract
Testing, Inspection, Geotechnical											
Forest Station Elementary	R.W. Engineering & Surveying, Inc.	\$8,250	\$0	\$8,250	\$8,250	100.00%	\$0	0.00%	\$8,250	100.00%	100.00%
Forest Station Elementary	Terracon Consultants, Inc.	\$36,080	\$0	\$0	\$0	0.00%	\$0	0.00%	\$0	0.00%	0.00%
Forest Station Elementary	Thiele Geotech Inc	\$410	\$0	\$0	\$0	0.00%	\$0	0.00%	\$0	0.00%	0.00%
Buena Vista High	Optimized Systems	\$245,210	\$245,210	\$0	\$245,210	100.00%	\$235,562	96.07%	\$0	0.00%	96.07%
Buena Vista High	R.W. Engineering & Surveying, Inc.	\$14,693	\$0	\$14,693	\$14,693	100.00%	\$0	0.00%	\$14,693	100.00%	100.00%
Buena Vista High	R.W. Engineering & Surveying, Inc.	\$32,400	\$0	\$32,400	\$32,400	100.00%	\$0	0.00%	\$25,800	79.63%	79.63%
Buena Vista High	Terracon Consultants, Inc.	\$134,965	\$0	\$0	\$0	0.00%	\$0	0.00%	\$0	0.00%	0.00%
Buena Vista High	Terracon Consultants, Inc.	\$36,250	\$0	\$0	\$0	0.00%	\$0	0.00%	\$0	0.00%	0.00%
Buena Vista High	Terracon Consultants, Inc.	\$7,825	\$0	\$0	\$0	0.00%	\$0	0.00%	\$0	0.00%	0.00%
Buena Vista High	Terracon Consultants, Inc.	\$16,065	\$0	\$0	\$0	0.00%	\$0	0.00%	\$0	0.00%	0.00%
Buena Vista High	Terracon Consultants, Inc.	\$14,536	\$0	\$0	\$0	0.00%	\$0	0.00%	\$0	0.00%	0.00%
Buena Vista High	Terracon Consultants, Inc.	\$20,725	\$0	\$0	\$0	0.00%	\$0	0.00%	\$0	0.00%	0.00%
Buena Vista High	Terracon Consultants, Inc.	\$195,391	\$0	\$0	\$0	0.00%	\$0	0.00%	\$0	0.00%	0.00%
Buena Vista High	Terracon Consultants, Inc.	\$14,295	\$0	\$0	\$0	0.00%	\$0	0.00%	\$0	0.00%	0.00%
Westview High	Lamp Rynearson & Associates	\$159,958	\$0	\$0	\$0	0.00%	\$0	0.00%	\$0	0.00%	0.00%
Westview High	Optimized Systems	\$181,215	\$181,215	\$0	\$181,215	100.00%	\$166,905	92.10%	\$0	0.00%	92.10%



2018 Bond Program

Report Date 9/27/2022

Economic Inclusion Plan & Commitment Monitoring Report

The 15% EI Plan Goal is an overall Bond Program Goal which is applied to all account codes except Land Acquisition and Builders' Risk Insurance

A			CONTRACT COMMITMENTS				EXPENDITURES				
Bid Package	Vendor	Total Contract Amount (\$)	Tier #1 Contract Commitment (\$)	Tier #2 Contract Commitment (\$)	Tier #1 & #2 Contract Commitment (\$)	Tier #1 & #2 % of Contract Amount	Tier #1 ETD (\$)	Tier #1 ETD % Contract Commitment (\$)	Tier #2 ETD (\$)	Tier #2 ETD % Contract Commitment (\$)	Tier #1 & #2 ETD % of Overall Contract
Testing, Inspection, Geotechnical											
Westview High	R.W. Engineering & Surveying, Inc.	\$39,300	\$0	\$39,300	\$39,300	100.00%	\$0	0.00%	\$27,750	70.61%	70.61%
Westview High	Terracon Consultants, Inc.	\$21,890	\$0	\$0	\$0	0.00%	\$0	0.00%	\$0	0.00%	0.00%
Westview High	Terracon Consultants, Inc.	\$6,920	\$0	\$0	\$0	0.00%	\$0	0.00%	\$0	0.00%	0.00%
Westview High	Terracon Consultants, Inc.	\$29,219	\$0	\$0	\$0	0.00%	\$0	0.00%	\$0	0.00%	0.00%
Westview High	Terracon Consultants, Inc.	\$154,843	\$0	\$0	\$0	0.00%	\$0	0.00%	\$0	0.00%	0.00%
Westview High	Terracon Consultants, Inc.	\$20,778	\$0	\$0	\$0	0.00%	\$0	0.00%	\$0	0.00%	0.00%
Westview High	Terracon Consultants, Inc.	\$25,434	\$0	\$0	\$0	0.00%	\$0	0.00%	\$0	0.00%	0.00%
Westview High	Terracon Consultants, Inc.	\$19,395	\$0	\$0	\$0	0.00%	\$0	0.00%	\$0	0.00%	0.00%
Westview High	Terracon Consultants, Inc.	\$11,000	\$0	\$0	\$0	0.00%	\$0	0.00%	\$0	0.00%	0.00%
Westview High	Terracon Consultants, Inc.	\$16,039	\$0	\$0	\$0	0.00%	\$0	0.00%	\$0	0.00%	0.00%
Westview High	Thiele Geotech Inc	\$18,929	\$0	\$0	\$0	0.00%	\$0	0.00%	\$0	0.00%	0.00%
Transition Program	Thiele Geotech Inc	\$1,151	\$0	\$0	\$0	0.00%	\$0	0.00%	\$0	0.00%	0.00%
Pinewood Elementary	Alpha Land Surveying	\$7,250	\$0	\$7,250	\$7,250	100.00%	\$0	0.00%	\$7,250	100.00%	100.00%
Pinewood Elementary	Olsson Associates	\$1,300	\$0	\$0	\$0	0.00%	\$0	0.00%	\$0	0.00%	0.00%
Pinewood Elementary	Optimized Systems	\$71,600	\$71,600	\$0	\$71,600	100.00%	\$71,600	100.00%	\$0	0.00%	100.00%



2018 Bond Program

Report Date 9/27/2022

Economic Inclusion Plan & Commitment Monitoring Report

The 15% EI Plan Goal is an overall Bond Program Goal which is applied to all account codes except Land Acquisition and Builders' Risk Insurance

A			CONTRACT COMMITMENTS				EXPENDITURES				
B	C	D=B+C	E=D/A	F	G=F/B	H	I=H/C	J=(F+H)/A			
Bid Package	Vendor	Total Contract Amount (\$)	Tier #1 Contract Commitment (\$)	Tier #2 Contract Commitment (\$)	Tier #1 & #2 Contract Commitment (\$)	Tier #1 & #2 % of Contract Amount	Tier #1 ETD (\$)	Tier #1 ETD % Contract Commitment (\$)	Tier #2 ETD (\$)	Tier #2 ETD % Contract Commitment (\$)	Tier #1 & #2 ETD % of Overall Contract
Testing, Inspection, Geotechnical											
Pinewood Elementary	Terracon Consultants, Inc.	\$11,075	\$0	\$0	\$0	0.00%	\$0	0.00%	\$0	0.00%	0.00%
Pinewood Elementary	Thiele Geotech Inc	\$2,600	\$0	\$0	\$0	0.00%	\$0	0.00%	\$0	0.00%	0.00%
Pinewood Elementary	Thiele Geotech Inc	\$6,831	\$0	\$0	\$0	0.00%	\$0	0.00%	\$0	0.00%	0.00%
Edison Elementary	Boundaryline Surveys	\$3,800	\$0	\$0	\$0	0.00%	\$0	0.00%	\$0	0.00%	0.00%
Edison Elementary	Olsson Associates	\$2,471	\$0	\$0	\$0	0.00%	\$0	0.00%	\$0	0.00%	0.00%
Edison Elementary	Optimized Systems	\$57,090	\$0	\$57,090	\$57,090	100.00%	\$57,090	0.00%	\$0	0.00%	100.00%
Edison Elementary	Terracon Consultants, Inc.	\$3,650	\$0	\$0	\$0	0.00%	\$0	0.00%	\$0	0.00%	0.00%
Edison Elementary	Terracon Consultants, Inc.	\$6,668	\$0	\$0	\$0	0.00%	\$0	0.00%	\$0	0.00%	0.00%
Edison Elementary	Terracon Consultants, Inc.	\$4,394	\$0	\$0	\$0	0.00%	\$0	0.00%	\$0	0.00%	0.00%
Highland Elementary	Cornerstone Surveying LLC	\$11,400	\$0	\$0	\$0	0.00%	\$0	0.00%	\$0	0.00%	0.00%
Highland Elementary	Optimized Systems	\$70,250	\$70,250	\$0	\$70,250	100.00%	\$70,250	100.00%	\$0	0.00%	100.00%
Highland Elementary	Terracon Consultants, Inc.	\$100	\$0	\$0	\$0	0.00%	\$0	0.00%	\$0	0.00%	0.00%
Highland Elementary	Thiele Geotech Inc	\$3,975	\$0	\$0	\$0	0.00%	\$0	0.00%	\$0	0.00%	0.00%
Highland Elementary	Thiele Geotech Inc	\$16,585	\$0	\$0	\$0	0.00%	\$0	0.00%	\$0	0.00%	0.00%
Masters Elementary	Boundaryline Surveys	\$2,900	\$0	\$0	\$0	0.00%	\$0	0.00%	\$0	0.00%	0.00%
Masters Elementary	Olsson Associates	\$2,423	\$0	\$0	\$0	0.00%	\$0	0.00%	\$0	0.00%	0.00%
Masters Elementary	Optimized Systems	\$49,060	\$0	\$49,060	\$49,060	100.00%	\$49,060	0.00%	\$0	0.00%	100.00%



2018 Bond Program

Report Date 9/27/2022

Economic Inclusion Plan & Commitment Monitoring Report

The 15% EI Plan Goal is an overall Bond Program Goal which is applied to all account codes except Land Acquisition and Builders' Risk Insurance

A			CONTRACT COMMITMENTS				EXPENDITURES				
B	C	D=B+C	E=D/A	F	G=F/B	H	I=H/C	J=(F+H)/A			
Bid Package	Vendor	Total Contract Amount (\$)	Tier #1 Contract Commitment (\$)	Tier #2 Contract Commitment (\$)	Tier #1 & #2 Contract Commitment (\$)	Tier #1 & #2 % of Contract Amount	Tier #1 ETD (\$) Amount	Tier #1 ETD % Contract Commitment (\$)	Tier #2 ETD (\$) Amount	Tier #2 ETD % Contract Commitment (\$)	Tier #1 & #2 ETD % of Overall Contract
Testing, Inspection, Geotechnical											
Masters Elementary	R.W. Engineering & Surveying, Inc.	\$1,180	\$0	\$1,180	\$1,180	100.00%	\$0	0.00%	\$1,180	100.00%	100.00%
Masters Elementary	Terracon Consultants, Inc.	\$3,650	\$0	\$0	\$0	0.00%	\$0	0.00%	\$0	0.00%	0.00%
Masters Elementary	Terracon Consultants, Inc.	\$1,445	\$0	\$0	\$0	0.00%	\$0	0.00%	\$0	0.00%	0.00%
Masters Elementary	Terracon Consultants, Inc.	\$2,493	\$0	\$0	\$0	0.00%	\$0	0.00%	\$0	0.00%	0.00%
Spring Lake Elementary	Olsson Associates	\$3,500	\$0	\$0	\$0	0.00%	\$0	0.00%	\$0	0.00%	0.00%
Spring Lake Elementary	Optimized Systems	\$113,990	\$113,990	\$0	\$113,990	100.00%	\$8,375	7.35%	\$12,560	0.00%	18.37%
Spring Lake Elementary	Terracon Consultants, Inc.	\$2,298	\$0	\$0	\$0	0.00%	\$0	0.00%	\$0	0.00%	0.00%
Spring Lake Elementary	Thiele Geotech Inc	\$9,200	\$0	\$0	\$0	0.00%	\$0	0.00%	\$0	0.00%	0.00%
Spring Lake Elementary	Thiele Geotech Inc	\$25,432	\$0	\$0	\$0	0.00%	\$0	0.00%	\$0	0.00%	0.00%
Lewis & Clark Middle	Cornerstone Surveying LLC	\$10,350	\$0	\$0	\$0	0.00%	\$0	0.00%	\$0	0.00%	0.00%
Lewis & Clark Middle	Optimized Systems	\$151,940	\$151,940	\$0	\$151,940	100.00%	\$146,569	96.47%	\$0	0.00%	96.47%
Lewis & Clark Middle	Terracon Consultants, Inc.	\$595	\$0	\$0	\$0	0.00%	\$0	0.00%	\$0	0.00%	0.00%
Lewis & Clark Middle	Terracon Consultants, Inc.	\$18,363	\$0	\$0	\$0	0.00%	\$0	0.00%	\$0	0.00%	0.00%
Lewis & Clark Middle	Thiele Geotech Inc	\$3,250	\$0	\$0	\$0	0.00%	\$0	0.00%	\$0	0.00%	0.00%
Central High	Heartland Scenic Studio	\$1,920	\$0	\$0	\$0	0.00%	\$0	0.00%	\$0	0.00%	0.00%
Central High	Optimized Systems	\$262,320	\$262,320	\$0	\$262,320	100.00%	\$68,080	25.95%	\$0	0.00%	25.95%
Central High	Optimized Systems	\$7,138	\$7,138	\$0	\$7,138	100.00%	\$7,138	100.00%	\$0	0.00%	100.00%



2018 Bond Program

Report Date 9/27/2022

Economic Inclusion Plan & Commitment Monitoring Report

The 15% EI Plan Goal is an overall Bond Program Goal which is applied to all account codes except Land Acquisition and Builders' Risk Insurance

A			CONTRACT COMMITMENTS				EXPENDITURES				
Bid Package	Vendor	Total Contract Amount (\$)	Tier #1 Contract Commitment (\$)	Tier #2 Contract Commitment (\$)	Tier #1 & #2 Contract Commitment (\$)	Tier #1 & #2 % of Contract Amount	Tier #1 ETD (\$)	Tier #1 ETD % Contract Commitment (\$)	Tier #2 ETD (\$)	Tier #2 ETD % Contract Commitment (\$)	Tier #1 & #2 ETD % of Overall Contract
Testing, Inspection, Geotechnical											
Bluestem Middle School	Lamp Rynearson & Associates	\$13,900	\$0	\$0	\$0	0.00%	\$0	0.00%	\$0	0.00%	0.00%
Bluestem Middle School	Olsson Associates	\$32,960	\$0	\$0	\$0	0.00%	\$0	0.00%	\$0	0.00%	0.00%
Bluestem Middle School	Olsson Associates	\$20,500	\$0	\$0	\$0	0.00%	\$0	0.00%	\$0	0.00%	0.00%
Bluestem Middle School	Olsson Associates	\$5,990	\$0	\$0	\$0	0.00%	\$0	0.00%	\$0	0.00%	0.00%
Bluestem Middle School	Olsson Associates	\$7,305	\$0	\$0	\$0	0.00%	\$0	0.00%	\$0	0.00%	0.00%
Bluestem Middle School	Olsson Associates	\$153,120	\$0	\$0	\$0	0.00%	\$0	0.00%	\$0	0.00%	0.00%
Bluestem Middle School	Optimized Systems	\$156,650	\$156,650	\$0	\$156,650	100.00%	\$57,018	36.40%	\$0	0.00%	36.40%
Bluestem Middle School	R.W. Engineering & Surveying, Inc.	\$25,500	\$0	\$25,500	\$25,500	100.00%	\$0	0.00%	\$16,500	64.71%	64.71%
Bluestem Middle School	Terracon Consultants, Inc.	\$8,390	\$0	\$0	\$0	0.00%	\$0	0.00%	\$0	0.00%	0.00%
Pine Elementary	Ehrhart Griffin & Associates	\$8,276	\$0	\$0	\$0	0.00%	\$0	0.00%	\$0	0.00%	0.00%
Pine Elementary	Felsburg Holt & Ullevig	\$14,500	\$0	\$0	\$0	0.00%	\$0	0.00%	\$0	0.00%	0.00%
Pine Elementary	Olsson Associates	\$16,283	\$0	\$0	\$0	0.00%	\$0	0.00%	\$0	0.00%	0.00%
Pine Elementary	Optimized Systems	\$85,640	\$91,340	\$0	\$91,340	106.66%	\$77,076	84.38%	\$0	0.00%	90.00%
Pine Elementary	Optimized Systems	\$33,750	\$33,750	\$0	\$33,750	100.00%	\$25,313	75.00%	\$0	0.00%	75.00%
Pine Elementary	Terracon Consultants, Inc.	\$69,719	\$0	\$0	\$0	0.00%	\$0	0.00%	\$0	0.00%	0.00%
Pine Elementary	Thiele Geotech Inc	\$8,725	\$0	\$0	\$0	0.00%	\$0	0.00%	\$0	0.00%	0.00%
Pine Elementary	Thiele Geotech Inc	\$45,722	\$0	\$0	\$0	0.00%	\$0	0.00%	\$0	0.00%	0.00%



2018 Bond Program

Report Date 9/27/2022

Economic Inclusion Plan & Commitment Monitoring Report

The 15% EI Plan Goal is an overall Bond Program Goal which is applied to all account codes except Land Acquisition and Builders' Risk Insurance

A			CONTRACT COMMITMENTS				EXPENDITURES				
B	C	D=B+C	E=D/A	F	G=F/B	H	I=H/C	J=(F+H)/A			
Bid Package	Vendor	Total Contract Amount (\$)	Tier #1 Contract Commitment (\$)	Tier #2 Contract Commitment (\$)	Tier #1 & #2 Contract Commitment (\$)	Tier #1 & #2 % of Contract Amount	Tier #1 ETD (\$)	Tier #1 ETD % Contract Commitment (\$)	Tier #2 ETD (\$)	Tier #2 ETD % Contract Commitment (\$)	Tier #1 & #2 ETD % of Overall Contract
Testing, Inspection, Geotechnical											
Adams Elementary	Optimized Systems	\$92,130	\$92,130	\$0	\$92,130	100.00%	\$92,130	100.00%	\$0	0.00%	100.00%
Adams Elementary	R.W. Engineering & Surveying, Inc.	\$2,560	\$0	\$0	\$0	0.00%	\$0	0.00%	\$2,560	0.00%	100.00%
Northwest High	Optimized Systems	\$168,860	\$168,860	\$0	\$168,860	100.00%	\$70,572	41.79%	\$0	0.00%	41.79%
Morton Middle	Cornerstone Surveying LLC	\$10,400	\$0	\$0	\$0	0.00%	\$0	0.00%	\$0	0.00%	0.00%
Morton Middle	Independent Roofing Company	\$350	\$0	\$0	\$0	0.00%	\$0	0.00%	\$0	0.00%	0.00%
Morton Middle	Optimized Systems	\$137,450	\$137,450	\$0	\$137,450	100.00%	\$39,743	28.91%	\$0	0.00%	28.91%
Morton Middle	Thiele Geotech Inc	\$4,400	\$0	\$0	\$0	0.00%	\$0	0.00%	\$0	0.00%	0.00%
Morton Middle	Thiele Geotech Inc	\$17,541	\$0	\$0	\$0	0.00%	\$0	0.00%	\$0	0.00%	0.00%
North High	Optimized Systems	\$137,130	\$137,130	\$0	\$137,130	100.00%	\$58,478	42.64%	\$0	0.00%	42.64%
North High	R.W. Engineering & Surveying, Inc.	\$6,900	\$0	\$6,900	\$6,900	100.00%	\$0	0.00%	\$6,900	100.00%	100.00%
Blackburn School	Optimized Systems	\$146,980	\$146,980	\$0	\$146,980	100.00%	\$106,160	72.23%	\$0	0.00%	72.23%
Blackburn School	R.W. Engineering & Surveying, Inc.	\$1,950	\$0	\$1,950	\$1,950	100.00%	\$0	0.00%	\$1,950	100.00%	100.00%
Blackburn School	Thiele Geotech Inc	\$756	\$0	\$0	\$0	0.00%	\$0	0.00%	\$0	0.00%	0.00%
South High	Optimized Systems	\$202,360	\$202,360	\$0	\$202,360	100.00%	\$68,568	33.88%	\$0	0.00%	33.88%
South High	Optimized Systems	\$4,600	\$4,600	\$0	\$4,600	100.00%	\$4,600	100.00%	\$0	0.00%	100.00%
Total For Testing, Inspection, Geotechnical:		\$4,770,860	\$2,728,885	\$300,291	\$3,029,176	63.49%	\$1,934,258	70.88%	\$181,692	60.51%	44.35%
Grand Total		\$405,796,050	\$15,683,063	\$25,451,073	\$41,134,136	10.14%	\$16,163,414	103.06%	\$22,180,804	87.15%	9.45%



2018 Bond Program - Summary By Category

Report Date 9/27/2022

Economic Inclusion Plan & Commitment Monitoring Report

The 15% EI Plan Goal is an overall Bond Program Goal which is applied to all account codes except Land Acquisition and Builders' Risk Insurance

Category	A Total Contract Amount (\$)	CONTRACT COMMITMENTS				EXPENDITURES				
		B Tier #1 Contract Commitment (\$)	C Tier #2 Contract Commitment (\$)	D=B+C Tier #1 & #2 Contract Commitment (\$)	E=D/A Tier #1 & #2 % of Contract Amount	F Tier #1 ETD (\$)	G=F/B Tier #1 ETD % Contract Commitment (\$)	H Tier #2 ETD (\$)	I=H/C Tier #2 ETD % Contract Commitment (\$)	J=(F+H)/A Tier #1 & #2 ETD % of Overall Contract
Architect/Engineer:	\$24,245,586	\$377,066	\$1,455,692	\$1,832,758	7.56%	\$532,694	141.27%	\$897,562	61.66%	5.90%
Construction:	\$361,393,323	\$12,564,069	\$23,244,572	\$35,808,641	9.91%	\$13,683,419	108.91%	\$20,747,521	89.26%	9.53%
Owner Administration:	\$900,515	\$0	\$425,900	\$425,900	47.30%	\$0	0.00%	\$329,650	77.40%	36.61%
Printing & Advertisement:	\$89,899	\$6,105	\$0	\$6,105	6.79%	\$6,105	100.00%	\$0	0.00%	6.79%
Program Mgmt & Admin:	\$13,634,624	\$0	\$0	\$0	0.00%	\$0	0.00%	\$0	0.00%	0.00%
Temp Housing, Utilities, Moves:	\$761,243	\$6,938	\$24,619	\$31,557	4.15%	\$6,938	100.00%	\$24,379	99.03%	4.11%
Testing, Inspection, Geotechnical:	\$4,770,860	\$2,728,885	\$300,291	\$3,029,176	63.49%	\$1,934,258	70.88%	\$181,692	60.51%	44.35%
Grand Total	\$405,796,050	\$15,683,063	\$25,451,073	\$41,134,136	10.14%	\$16,163,414	103.06%	\$22,180,804	87.15%	9.45%



2018 Bond Program

Report Date: 9/27/2022

Bond Sales Premium Proceeds and Earnings Interest Report

		BUDGET			COST COMMITMENTS					EXPENDITURES	
		A	A1	A2=A+A1	B	C=B/A2	D	E=B+D	F=A2-E	G	H = G/A2
Description	Phase	Original Project Budget	Budget Transfer	Current Budget	Committed Cost	% Committed	Additional Commitments To Complete	Projected Commitments	Projected (Over) / Under	Expenditures To Date	% Expended
Bond Sale Additional Premium Proceeds											
Total Tranche Sale Premium - #001 (Par Amount of Bonds = \$80M)	Complete	\$0	\$1,366,900	\$1,366,900	\$328,888	24.06%	\$0	\$328,888	\$1,038,012	\$328,888	24.06%
Total Tranche Sale Premium - #002 (Par Amount of Bonds = \$125M)	Complete	\$0	\$10,942,515	\$10,942,515	\$566,055	5.17%	\$0	\$566,055	\$10,376,460	\$566,055	5.17%
Total Tranche Sale Premium - #003 (Par Amount of Bonds = \$140M)	Complete	\$0	\$15,535,336	\$15,535,336	\$573,250	3.69%	\$0	\$573,250	\$14,962,086	\$573,250	3.69%
Total Tranche Sale Premium - #004 (Par Amount of Bonds = \$38.55M)	Complete	\$0	\$3,065,680	\$3,065,680	\$375,751	12.26%	\$0	\$375,751	\$2,689,929	\$375,751	12.26%
Bond Earnings Interest To Date											
Tranche #001 - Total Investment Results - Interest, Dividends, and Other Income	Complete	\$0	\$1,774,304	\$1,774,304	\$0	0.00%	\$0	\$0	\$1,774,304	\$0	0.00%
Tranche #002 - Total Investment Results - Interest, Dividends, and Other Income	Complete	\$0	\$820,060	\$820,060	\$0	0.00%	\$0	\$0	\$820,060	\$0	0.00%
Tranche #003 - Total Investment Results - Interest, Dividends, and Other Income	In Progress	\$0	\$82,040	\$82,040	\$0	0.00%	\$0	\$0	\$82,040	\$0	0.00%
Tranche #004 - Total Investment Results - Interest, Dividends, and Other Income	In Progress	\$0	\$73,727	\$73,727	\$0	0.00%	\$0	\$0	\$73,727	\$0	0.00%
Grand Totals:		\$0	\$33,660,561	\$33,660,561	\$1,843,945	5.48%	\$0	\$1,843,945	\$31,816,617	\$1,843,945	5.48%

Budget Transfer Information: Increase To Program Contingency (Project #321599)

Budget Transfer #031: Increase To Project #321599 Program Contingency Earnings Interest Tranche #001 and #002 - CBOC Bond Sales Report 2021-05	\$2,550,421
Budget Transfer #060: Increase To Project #321599 Program Contingency Earnings Interest Tranche #001, #002, #003, & #004 - CBOC Bond Sales Report 2022-09	\$199,709

TOTAL:	\$2,750,130
---------------	--------------------