

APPLYING FOR FINANCIAL AID



The FAFSA.

WHAT AND WHY?

Application for FREE money! This application checks to see if you are eligible for grants (**free money**) and makes you eligible for loans (**borrowed money**) to attend any higher education. It needs to be filled out by April 1st, but opens October 1.





For **YOU** & your **Parents**:

Social Security Number Or Alien Registration Number
2019 Tax Returns

W-2 Forms
(record of how much money you made)
Investment information

Gather your supplies.



Who can fill out the FAFSA?

ANY US CITIZEN OR RESIDENT ALIEN

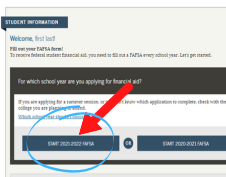
If you were born in the USA and have a social security card or have a resident alien ID you are eligible. If your social security card or employment authorization card says "Work Permit" you are not eligible and need to speak with your counselor for the next step.

Create your FSA ID

[FSaid.ED.GOV](https://fsaid.ed.gov)

Follow this process for both you and one of your parents. If you have an older sibling, ask them if they created an FSA-ID for a parent already. This needs to be done before you start your application. If your parents are not US citizens, contact your counselor for the next step.

Full LEGAL Name
Date of Birth
Social Security #
Email (personal)
Address
Phone #
SAVE ALL INFO!



Begin your FAFSA

[FAFSA.ED.GOV](https://fafsa.ed.gov)

Using your FSA-ID log into the FAFSA. Select the year 2021-2022 to begin. Don't have all your info ready yet? That's ok; you can start the FAFSA, save it, and come back to finish it later.