

## **CBOC Highlights Report – Phase II**

**July 2022**

### ☐ **Board of Education Updates – 7/14/2022**

- Approval of GMP Amendment #002 – North High School – Hausmann Construction, Inc. \$323,635.00
- Approval of GMP Amendment #003 – Adams Elementary School – The Weitz Company \$92,771.00

### ☐ **Preliminary Future Board of Education Updates – 8/1/2022**

- N/A

### ☐ **25 Total Projects**

- 25 Active Projects / 100% of Total Projects
  - 0 – Bid/Award
  - 7 – Closeout
  - 11 – Complete
  - 7 – Construction
  - 0 – Design

### ☐ **Program Progress Overview**

- Total Program Budget:  $\$409,900,000 + \$2,550,421 = \$412,450,421$
- Total Contract Amounts:  $\$405,646,211$  or 98.35% of Program
- Total Additional Commitments To Complete (Forecasted):  $\$6,812,460$
- Total Projected Commitments (Contract Amounts + Additional Commitments To Complete):  $\$405,646,211 + \$6,804,210 = \$412,450,421$
- Total Expenditure Amounts:  $\$358,597,659$  or 86.94% of Program

### ☐ **Program Contingency Summary**

- Program Contingency Original Budget:  $\$39,764,454$  or 9.70% of Program
- Approved Program Contingency Usage:  $\$38,842,543$
- Forecasted Program Contingency:  $\$0$
- Total (Approved + Forecasted) Contingency Usage:  $\$38,842,543$

- 
- $\$38,842,543 / \$409,900,000 = 9.48\%$ 
    - Current Trend under budget by 0.22%
  - Budget Transfers Approved/Completed & Pending – June 2022 to July 2022:
    - Budget Transfer(s) Approved/Completed: #001 thru. #058
    - Budget Transfer(s) Pending: N/A
  - Current Unallocated (Available) Program Contingency Funds = \$921,911

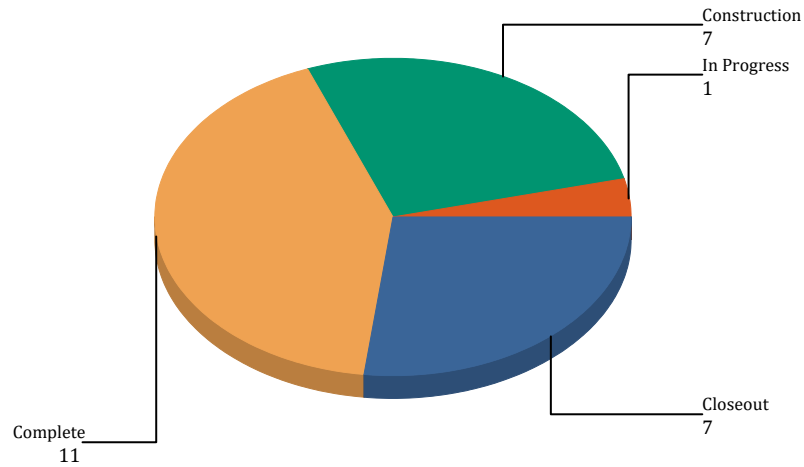
☐ **Economic Inclusion**

- Total Applicable Program Contract Commitment Amounts: \$405,646,211
- Tier No. 01 Contract Commitments: \$15,668,507
- Tier No. 02 Contract Commitments: \$25,448,807
- Total SEBs Contract Commitments: \$41,117,314 or 10.14% of Current Contract Commitments
- Tier No. 01 Expenditures To Date: \$15,125,645
- Tier No. 02 Expenditures To Date: \$20,839,495
- Total SEBs Expenditures To Date % of Overall Contract Amount: 8.87%

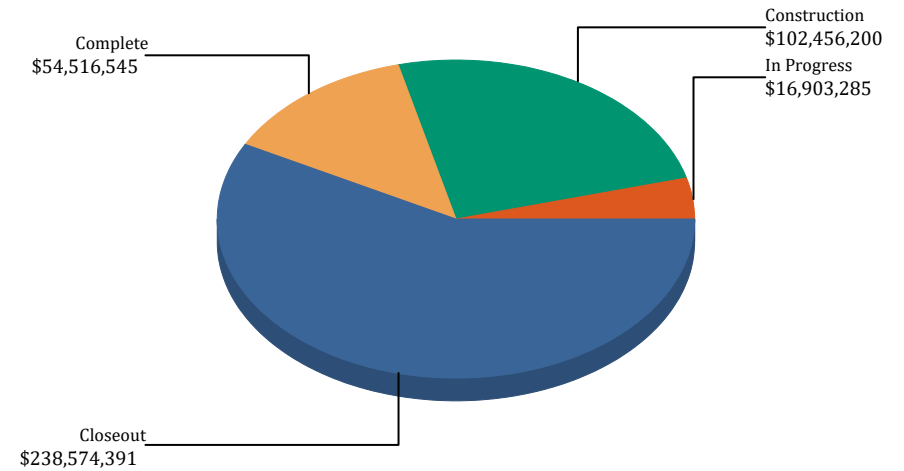
# 2018 Bond Program Status of Projects By Phase

Report Date: 7/28/2022

# Of Schools



Current Budget



BUDGET

A

COST COMMITMENTS

B

C=B/A

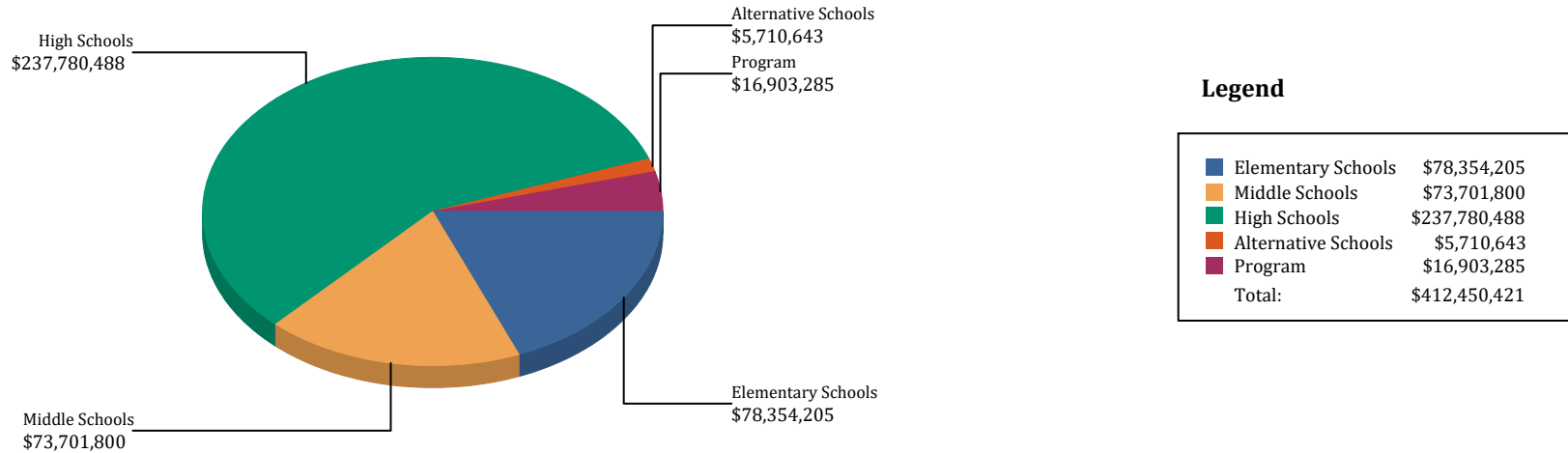
| Phase Description    | # of Schools | Current Budget       | Committed Costs      | % Committed   |
|----------------------|--------------|----------------------|----------------------|---------------|
| Closeout             | 7            | \$238,574,391        | \$236,575,764        | 99.16%        |
| Complete             | 11           | \$54,516,545         | \$54,504,816         | 99.98%        |
| Construction         | 7            | \$102,456,200        | \$99,843,652         | 97.45%        |
| In Progress          | 1            | \$16,903,285         | \$14,721,979         | 87.10%        |
| <b>Grand Totals:</b> | <b>26</b>    | <b>\$412,450,421</b> | <b>\$405,646,211</b> | <b>98.35%</b> |



# 2018 Bond Program Program Report By Schools

Report Date: 7/28/2022

Value of Projects by Type



|                           |              | BUDGET                  |                 |                | COST COMMITMENTS |             |                                    |                       | EXPENDITURES             |                      |            |
|---------------------------|--------------|-------------------------|-----------------|----------------|------------------|-------------|------------------------------------|-----------------------|--------------------------|----------------------|------------|
|                           |              | A                       | A1              | A2=A+A1        | B                | C=B/A2      | D                                  | E=B+D                 | F=A2-E                   | G                    | H=G/A2     |
| Description               | Phase        | Original Project Budget | Budget Transfer | Current Budget | Committed Cost   | % Committed | Additional Commitments To Complete | Projected Commitments | Projected (Over) / Under | Expenditures To Date | % Expended |
| <b>Elementary Schools</b> |              |                         |                 |                |                  |             |                                    |                       |                          |                      |            |
| Adams                     | Closeout     | \$1,766,400             | \$450,000       | \$2,216,400    | \$2,046,559      | 92.34%      | \$169,841                          | \$2,216,400           | \$0                      | \$1,838,942          | 82.97%     |
| Catlin                    | Complete     | \$2,410,800             | (\$118,461)     | \$2,292,339    | \$2,292,339      | 100.00%     | \$0                                | \$2,292,339           | \$0                      | \$2,292,339          | 100.00%    |
| Conestoga                 | Complete     | \$3,055,200             | (\$637,885)     | \$2,417,315    | \$2,417,315      | 100.00%     | \$0                                | \$2,417,315           | \$0                      | \$2,417,315          | 100.00%    |
| Edison                    | Complete     | \$4,021,348             | \$91,700        | \$4,113,048    | \$4,112,563      | 99.99%      | \$485                              | \$4,113,048           | \$0                      | \$4,104,526          | 99.79%     |
| Forest Station            | Closeout     | \$18,600,000            | \$3,550,000     | \$22,150,000   | \$22,121,217     | 99.87%      | \$28,783                           | \$22,150,000          | \$0                      | \$21,459,361         | 96.88%     |
| Highland                  | Closeout     | \$5,518,400             | \$761,300       | \$6,279,700    | \$6,242,123      | 99.40%      | \$37,577                           | \$6,279,700           | \$0                      | \$5,938,418          | 94.57%     |
| King                      | Complete     | \$3,547,200             | \$395,127       | \$3,942,327    | \$3,942,327      | 100.00%     | \$0                                | \$3,942,327           | \$0                      | \$3,942,327          | 100.00%    |
| Masters                   | Complete     | \$2,382,927             | \$81,353        | \$2,464,280    | \$2,464,280      | 100.00%     | \$0                                | \$2,464,280           | \$0                      | \$2,464,280          | 100.00%    |
| Pine                      | Closeout     | \$18,600,000            | \$400,000       | \$19,000,000   | \$18,987,756     | 99.94%      | \$12,244                           | \$19,000,000          | \$0                      | \$17,955,486         | 94.50%     |
| Pinewood                  | Complete     | \$5,929,200             | (\$457,605)     | \$5,471,595    | \$5,471,595      | 100.00%     | \$0                                | \$5,471,595           | \$0                      | \$5,471,595          | 100.00%    |
| Spring Lake               | Construction | \$6,748,400             | \$1,258,800     | \$8,007,200    | \$7,639,785      | 95.41%      | \$367,415                          | \$8,007,200           | \$0                      | \$4,574,458          | 57.13%     |

|                                        |                     | BUDGET                  |                 |                | COST COMMITMENTS |             |                                    |                       |                          | EXPENDITURES         |            |
|----------------------------------------|---------------------|-------------------------|-----------------|----------------|------------------|-------------|------------------------------------|-----------------------|--------------------------|----------------------|------------|
|                                        |                     | A                       | A1              | A2=A+A1        | B                | C=B/A2      | D                                  | E=B+D                 | F=A2-E                   | G                    | H=G/A2     |
| Description                            | Phase               | Original Project Budget | Budget Transfer | Current Budget | Committed Cost   | % Committed | Additional Commitments To Complete | Projected Commitments | Projected (Over) / Under | Expenditures To Date | % Expended |
|                                        | Elementary Schools  | \$72,579,875            | \$5,774,330     | \$78,354,205   | \$77,737,860     | 99.21%      | \$616,345                          | \$78,354,205          | \$0                      | \$72,459,048         | 92.48%     |
| Middle Schools                         |                     |                         |                 |                |                  |             |                                    |                       |                          |                      |            |
| Bluestem                               | Construction        | \$34,720,000            | \$14,095,000    | \$48,815,000   | \$47,468,394     | 97.24%      | \$1,346,606                        | \$48,815,000          | \$0                      | \$34,685,886         | 71.06%     |
| Lewis & Clark                          | Complete            | \$14,014,800            | (\$1,475,000)   | \$12,539,800   | \$12,528,556     | 99.91%      | \$11,244                           | \$12,539,800          | \$0                      | \$12,507,668         | 99.74%     |
| Morton                                 | Construction        | \$10,662,000            | \$1,685,000     | \$12,347,000   | \$12,228,821     | 99.04%      | \$118,179                          | \$12,347,000          | \$0                      | \$8,138,864          | 65.92%     |
|                                        | Middle Schools      | \$59,396,800            | \$14,305,000    | \$73,701,800   | \$72,225,771     | 98.00%      | \$1,476,029                        | \$73,701,800          | \$0                      | \$55,332,418         | 75.08%     |
| High Schools                           |                     |                         |                 |                |                  |             |                                    |                       |                          |                      |            |
| Benson                                 | Complete            | \$9,782,400             | (\$1,897,904)   | \$7,884,496    | \$7,884,496      | 100.00%     | \$0                                | \$7,884,496           | \$0                      | \$7,884,496          | 100.00%    |
| Bryan High                             | Complete            | \$6,714,000             | (\$1,150,382)   | \$5,563,618    | \$5,563,618      | 100.00%     | \$0                                | \$5,563,618           | \$0                      | \$5,563,618          | 100.00%    |
| Buena Vista                            | Closeout            | \$74,121,660            | \$20,336,871    | \$94,458,531   | \$93,965,656     | 99.48%      | \$492,875                          | \$94,458,531          | \$0                      | \$86,860,790         | 91.96%     |
| Burke                                  | Complete            | \$7,161,600             | (\$1,635,318)   | \$5,526,282    | \$5,526,282      | 100.00%     | \$0                                | \$5,526,282           | \$0                      | \$5,526,282          | 100.00%    |
| Central                                | Construction        | \$5,872,800             | \$175,000       | \$6,047,800    | \$6,031,776      | 99.74%      | \$16,024                           | \$6,047,800           | \$0                      | \$5,002,669          | 82.72%     |
| North                                  | Construction        | \$6,694,800             | \$1,600,000     | \$8,294,800    | \$8,208,718      | 98.96%      | \$86,082                           | \$8,294,800           | \$0                      | \$6,557,858          | 79.06%     |
| Northwest                              | Construction        | \$7,735,200             | (\$300,000)     | \$7,435,200    | \$6,967,223      | 93.71%      | \$467,977                          | \$7,435,200           | \$0                      | \$5,869,607          | 78.94%     |
| South                                  | Construction        | \$11,509,200            | \$0             | \$11,509,200   | \$11,298,935     | 98.17%      | \$210,265                          | \$11,509,200          | \$0                      | \$8,691,149          | 75.51%     |
| Westview                               | Closeout            | \$77,911,087            | \$13,149,473    | \$91,060,560   | \$89,822,394     | 98.64%      | \$1,238,166                        | \$91,060,560          | \$0                      | \$81,984,050         | 90.03%     |
|                                        | High Schools        | \$207,502,747           | \$30,277,741    | \$237,780,488  | \$235,269,098    | 98.94%      | \$2,511,390                        | \$237,780,488         | \$0                      | \$213,940,520        | 89.97%     |
| Alternative Schools                    |                     |                         |                 |                |                  |             |                                    |                       |                          |                      |            |
| Blackburn                              | Closeout            | \$3,409,200             | \$0             | \$3,409,200    | \$3,390,060      | 99.44%      | \$19,140                           | \$3,409,200           | \$0                      | \$3,219,874          | 94.45%     |
| Transition Program                     | Complete            | \$1,989,750             | \$311,693       | \$2,301,443    | \$2,301,443      | 100.00%     | \$0                                | \$2,301,443           | \$0                      | \$2,301,443          | 100.00%    |
|                                        | Alternative Schools | \$5,398,950             | \$311,693       | \$5,710,643    | \$5,691,503      | 99.66%      | \$19,140                           | \$5,710,643           | \$0                      | \$5,521,317          | 96.68%     |
| Program                                |                     |                         |                 |                |                  |             |                                    |                       |                          |                      |            |
| Program - Contingency                  | In Progress         | \$39,764,454            | (\$38,842,543)  | \$921,911      | \$0              | 0.00%       | \$921,911                          | \$921,911             | \$0                      | \$0                  | 0.00%      |
| Program - Hazardous Mtrls./Remediation | In Progress         | \$4,988,600             | (\$4,859,800)   | \$128,800      | \$0              | 0.00%       | \$128,800                          | \$128,800             | \$0                      | \$0                  | 0.00%      |
| Program - Test, Inspect, & Commish     | In Progress         | \$4,528,574             | (\$4,416,000)   | \$112,574      | \$0              | 0.00%       | \$112,574                          | \$112,574             | \$0                      | \$0                  | 0.00%      |
| Program Mgmt. & Admin.                 | In Progress         | \$15,740,000            | \$0             | \$15,740,000   | \$14,721,979     | 93.53%      | \$1,018,021                        | \$15,740,000          | \$0                      | \$11,344,356         | 72.07%     |
|                                        | Program             | \$65,021,628            | (\$48,118,343)  | \$16,903,285   | \$14,721,979     | 87.10%      | \$2,181,306                        | \$16,903,285          | \$0                      | \$11,344,356         | 67.11%     |
| Grand Totals:                          |                     | \$409,900,000           | \$2,550,421     | \$412,450,421  | \$405,646,211    | 98.35%      | \$6,804,210                        | \$412,450,421         | \$0                      | \$358,597,659        | 86.94%     |



Report Date 7/28/2022

## Program Contingency & Allocation

Usage & Forecast Report#

| BT-#            | To/From | Description                                                                                              | Test, Inspect, & Commish | Usage & Forecast % | Hazardous Mtrls. | Usage & Forecast % | Program Contingency | Usage & Forecast % | Total          | Total Usage & Forecast % |
|-----------------|---------|----------------------------------------------------------------------------------------------------------|--------------------------|--------------------|------------------|--------------------|---------------------|--------------------|----------------|--------------------------|
| <b>Approved</b> |         |                                                                                                          |                          |                    |                  |                    |                     |                    |                |                          |
| BT-001          | To      | Project #321510 - Transition Program School - Building Construction                                      |                          |                    |                  |                    | (\$385,725)         |                    | (\$385,725)    |                          |
| BT-002          | To      | Project #321508 - New High School 60th & L St. - Building Construction, Test/Inspect, Hazmat Remediation | (\$1,300,000)            |                    | (\$1,500,000)    |                    | (\$11,036,871)      |                    | (\$13,836,871) |                          |
| BT-003          | To      | Project #321509 - New High School 156th & Ida St. - Building Construction and Test/Inspect.              | (\$1,300,000)            |                    |                  |                    | (\$9,349,473)       |                    | (\$10,649,473) |                          |
| BT-004          | To      | Project #321503 - King ES - Building Construction                                                        |                          |                    |                  |                    | (\$490,000)         |                    | (\$490,000)    |                          |
| BT-005          | From    | Project #321504 - Benson HS - Building Construction                                                      |                          |                    |                  |                    | \$1,300,000         |                    | \$1,300,000    |                          |
| BT-006          | From    | Project #321505 - Bryan HS - Building Construction                                                       |                          |                    |                  |                    | \$1,300,000         |                    | \$1,300,000    |                          |
| BT-007          | From    | Project #321506 - Burke HS - Building Construction                                                       |                          |                    |                  |                    | \$900,000           |                    | \$900,000      |                          |
| BT-008          | From    | Project #321511 - Pinewood ES - Building Construction                                                    |                          |                    |                  |                    | \$300,000           |                    | \$300,000      |                          |
| BT-009          | To      | Project #321507 - New Elementary School 1000 N. Fort Crook Rd. - Building Construction                   |                          |                    |                  |                    | (\$2,700,000)       |                    | (\$2,700,000)  |                          |
| BT-010          | From    | Project #321503 - King ES - Building Construction                                                        |                          |                    |                  |                    | \$175,000           |                    | \$175,000      |                          |
| BT-011          | From    | Project #321505 - Benson HS - Building Construction                                                      |                          |                    |                  |                    | \$300,000           |                    | \$300,000      |                          |
| BT-012          | From    | Project #321505 - Bryan HS - Building Construction                                                       |                          |                    |                  |                    | \$250,000           |                    | \$250,000      |                          |
| BT-013          | From    | Project #321506 - Burke HS - Building Construction                                                       |                          |                    |                  |                    | \$300,000           |                    | \$300,000      |                          |
| BT-014          | To      | Project #321518 - New Middle School 42nd & U St. - Building Construction                                 |                          |                    |                  |                    | (\$9,225,000)       |                    | (\$9,225,000)  |                          |
| BT-015          | From    | Project #321502 - Conestoga ES - Building Construction                                                   |                          |                    |                  |                    | \$300,000           |                    | \$300,000      |                          |
| BT-016          | To      | Project #321514 - Masters ES - Building Construction                                                     |                          |                    |                  |                    | (\$300,000)         |                    | (\$300,000)    |                          |
| BT-017          | To      | Project #321508 - New High School 60th & L St. - Building Construction                                   |                          |                    |                  |                    | (\$2,500,000)       |                    | (\$2,500,000)  |                          |
| BT-018          | To      | Project #321501 - Catlin ES - Hazmat Remediation and Commissioning                                       | (\$20,600)               |                    | (\$34,300)       |                    |                     |                    | (\$54,900)     |                          |
| BT-019          | To      | Project #321512 - Edison ES - Hazmat Remediation and Commissioning                                       | (\$34,400)               |                    | (\$57,300)       |                    |                     |                    | (\$91,700)     |                          |
| BT-020          | To      | Project #321514 - Masters ES - Hazmat Remediation and Commissioning                                      | (\$20,400)               |                    | (\$33,900)       |                    |                     |                    | (\$54,300)     |                          |



Report Date 7/28/2022

## Program Contingency & Allocation

Usage & Forecast Report#

| BT-#   | To/From | Description                                                                                                      | Test, Inspect, & Commish | Usage & Forecast % | Hazardous Mtrls. | Usage & Forecast % | Program Contingency | Usage & Forecast % | Total         | Total Usage & Forecast % |
|--------|---------|------------------------------------------------------------------------------------------------------------------|--------------------------|--------------------|------------------|--------------------|---------------------|--------------------|---------------|--------------------------|
| BT-021 | From    | Project #321506 - Burke HS - Building Construction                                                               |                          |                    |                  |                    | \$29,138            |                    | \$29,138      |                          |
| BT-022 | From    | Project #321510 - Transition School - Building Construction                                                      |                          |                    |                  |                    | \$69,081            |                    | \$69,081      |                          |
| BT-023 | To      | Project #321503 - King Elementary - Hazmat Remediation and Commissioning                                         | (\$30,300)               |                    | (\$50,500)       |                    |                     |                    | (\$80,800)    |                          |
| BT-024 | To      | Project #321518 - New Middle School 42nd & U St. - Building Construction                                         |                          |                    |                  |                    | (\$3,000,000)       |                    | (\$3,000,000) |                          |
| BT-025 | To      | Project #321513 - Highland Elementary - Hazmat Remediation and Commissioning                                     | (\$69,900)               |                    | (\$116,400)      |                    |                     |                    | (\$186,300)   |                          |
| BT-026 | To      | Project #321518 - New Middle School 42nd & U St. - Building Construction                                         |                          |                    |                  |                    | (\$1,000,000)       |                    | (\$1,000,000) |                          |
| BT-027 | To      | Project #321513 - Highland Elementary School - Building Construction                                             |                          |                    |                  |                    | (\$275,000)         |                    | (\$275,000)   |                          |
| BT-028 | To      | Project #321523 - North High School - Building Construction, Test/Inspect, and Hazmat Remediation                | (\$150,000)              |                    | (\$100,000)      |                    | (\$1,350,000)       |                    | (\$1,600,000) |                          |
| BT-029 | To      | Project #321522 - Morton Middle School - Building Construction, Test/Inspect, and Hazmat Remediation             | (\$135,000)              |                    | (\$250,000)      |                    | (\$850,000)         |                    | (\$1,235,000) |                          |
| BT-030 | To      | Project #321520 - Adams Elementary School - Building Construction, Test/Inspect, and Hazmat Remediation          | (\$100,000)              |                    | (\$100,000)      |                    | (\$250,000)         |                    | (\$450,000)   |                          |
| BT-031 | To      | Project #321599 - Program Contingency - Earnings Interest Tranche #001 and #002 - CBOC Bond Sales Report 2021-05 |                          |                    |                  |                    | \$2,550,421         |                    | \$2,550,421   |                          |
| BT-032 | To      | Project #321518 - Bluestem Middle School - Test/Inspect and Hazmat Remediation                                   | (\$420,000)              |                    | (\$450,000)      |                    |                     |                    | (\$870,000)   |                          |
| BT-033 | To      | Project #321513 - Highland Elementary School - Building Construction                                             |                          |                    |                  |                    | (\$200,000)         |                    | (\$200,000)   |                          |
| BT-034 | To      | Project #321515 - Spring Lake Elementary School - Building Construction, Test/Inspect, and Hazmat Remediation    | (\$85,400)               |                    | (\$142,400)      |                    | (\$1,031,000)       |                    | (\$1,258,800) |                          |
| BT-035 | From    | Project #321501 - Catlin Elementary School - Building Construction                                               |                          |                    |                  |                    | \$143,110           |                    | \$143,110     |                          |
| BT-036 | From    | Project #321502 - Conestoga Elementary School - Building Construction                                            |                          |                    |                  |                    | \$336,829           |                    | \$336,829     |                          |
| BT-037 | From    | Project #321503 - King Elementary School - Building Construction                                                 |                          |                    |                  |                    | \$673               |                    | \$673         |                          |
| BT-038 | From    | Project #321514 - Masters Elementary School - Building Construction                                              |                          |                    |                  |                    | \$272,514           |                    | \$272,514     |                          |



Report Date 7/28/2022

## Program Contingency & Allocation

Usage & Forecast Report#

| BT-#   | To/From | Description                                                                                             | Test, Inspect, & Commish | Usage & Forecast % | Hazardous Mtrls. | Usage & Forecast % | Program Contingency | Usage & Forecast % | Total         | Total Usage & Forecast % |
|--------|---------|---------------------------------------------------------------------------------------------------------|--------------------------|--------------------|------------------|--------------------|---------------------|--------------------|---------------|--------------------------|
| BT-039 | From    | Project #321504 - Benson High School - Building Construction                                            |                          |                    |                  |                    | \$280,022           |                    | \$280,022     |                          |
| BT-040 | From    | Project #321505 - Bryan High School - Building Construction                                             |                          |                    |                  |                    | \$382               |                    | \$382         |                          |
| BT-041 | From    | Project #321506 - Burke High School - Building Construction                                             |                          |                    |                  |                    | \$6,180             |                    | \$6,180       |                          |
| BT-042 | From    | Project #321510 - Transition School - Building Construction                                             |                          |                    |                  |                    | \$4,951             |                    | \$4,951       |                          |
| BT-043 | To      | Project #321508 - Buena Vista High School - Building Construction, Test/Inspect, and Hazmat Remediation | (\$300,000)              |                    | (\$800,000)      |                    | (\$2,900,000)       |                    | (\$4,000,000) |                          |
| BT-044 | To      | Project #321509 - Westview High School - Building Construction, Test/Inspect, and Hazmat Remediation    | (\$300,000)              |                    | (\$800,000)      |                    | (\$1,400,000)       |                    | (\$2,500,000) |                          |
| BT-045 | From    | Project #321511 - Pinewood Elementary School - Building Construction                                    |                          |                    |                  |                    | \$157,605           |                    | \$157,605     |                          |
| BT-046 | From    | Project #321516 - Lewis & Clark Middle School - Building Construction                                   |                          |                    |                  |                    | \$1,000,000         |                    | \$1,000,000   |                          |
| BT-047 | To      | Project #321507 - Forest Station Elementary School - Building Construction                              |                          |                    |                  |                    | (\$850,000)         |                    | (\$850,000)   |                          |
| BT-048 | To      | Project #321519 - Pine Elementary School - Building Construction                                        |                          |                    |                  |                    | (\$400,000)         |                    | (\$400,000)   |                          |
| BT-049 | To      | Project #321513 - Highland Elementary School - Building Construction                                    |                          |                    |                  |                    | (\$50,000)          |                    | (\$50,000)    |                          |
| BT-050 | To      | Project #321517 - Central High School - Building Construction                                           | (\$50,000)               |                    | (\$125,000)      |                    |                     |                    | (\$175,000)   |                          |
| BT-051 | To      | Project #321522 - Morton Middle School - Building Construction                                          | (\$100,000)              |                    | (\$300,000)      |                    | (\$50,000)          |                    | (\$450,000)   |                          |
| BT-052 | From    | Project #321516 - Lewis & Clark Middle School - Building Construction                                   |                          |                    |                  |                    | \$475,000           |                    | \$475,000     |                          |
| BT-053 | From    | Project #321521 - Northwest High School - Building Construction                                         |                          |                    |                  |                    | \$300,000           |                    | \$300,000     |                          |
| BT-054 | From    | Project #321502 - Conestoga Elementary School - Building Construction                                   |                          |                    |                  |                    | \$1,057             |                    | \$1,057       |                          |
| BT-055 | From    | Project #321501 - Catlin Elementary School - Building Construction                                      |                          |                    |                  |                    | \$30,251            |                    | \$30,251      |                          |
| BT-056 | From    | Project #321514 - Masters Elementary School - Building Construction                                     |                          |                    |                  |                    | \$433               |                    | \$433         |                          |
|        |         |                                                                                                         |                          |                    |                  |                    |                     |                    |               |                          |





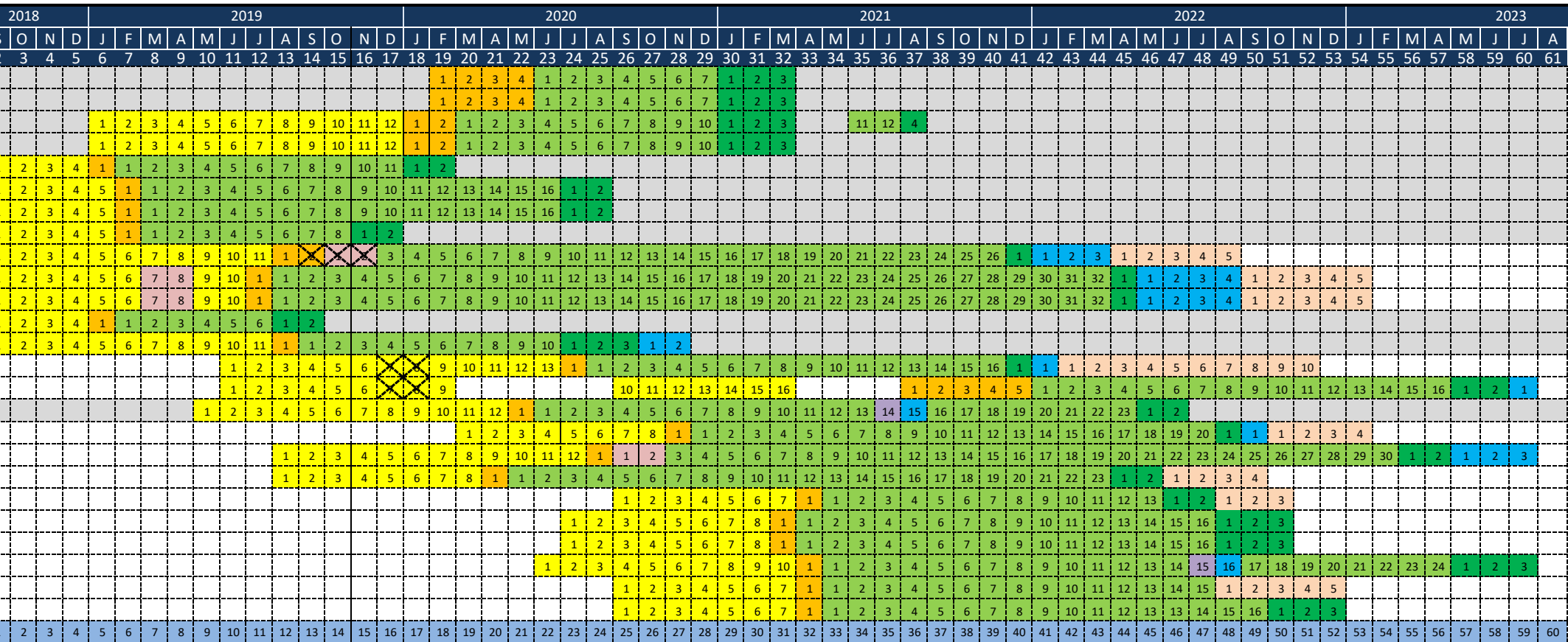
Report Date 7/28/2022

## Program Contingency & Allocation

Usage & Forecast Report#

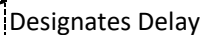
| BT-#                            | To/From | Description                                                          | Test, Inspect, & Commish | Usage & Forecast % | Hazardous Mtrls. | Usage & Forecast % | Program Contingency | Usage & Forecast % | Total          | Total Usage & Forecast % |
|---------------------------------|---------|----------------------------------------------------------------------|--------------------------|--------------------|------------------|--------------------|---------------------|--------------------|----------------|--------------------------|
| BT-057                          | From    | Project #321504 - Benson High School - Building Construction         |                          |                    |                  |                    | \$17,882            |                    | \$17,882       |                          |
| BT-058                          | To      | Project #321513 - Highland Elementary School - Building Construction |                          |                    |                  |                    | (\$50,000)          |                    | (\$50,000)     |                          |
| <b>Total Approved Changes:</b>  |         |                                                                      | (\$4,416,000)            |                    | (\$4,859,800)    |                    | (\$38,842,543)      |                    | (\$48,118,343) |                          |
| <b>Total Changes</b>            |         |                                                                      | (\$4,416,000)            |                    | (\$4,859,800)    |                    | (\$38,842,543)      |                    | (\$48,118,343) |                          |
| <b>Original Budget</b>          |         |                                                                      | \$4,528,574              |                    | \$4,988,600      |                    | \$39,764,454        |                    | \$49,281,628   |                          |
| <i>Approved Budget Changes</i>  |         |                                                                      | (\$4,416,000)            | 1.1%               | (\$4,859,800)    | 1.2%               | (\$38,842,543)      | 9.2%               | (\$48,118,343) | 11.7%                    |
| <i>Forecast Budget Changes</i>  |         |                                                                      | \$0                      | 0.0%               | \$0              | 0.0%               | \$0                 | 0.0%               | \$0            | 0.0%                     |
| <b>Revised Projected Budget</b> |         |                                                                      | \$112,574                |                    | \$128,800        |                    | \$921,911           |                    | \$1,163,285    |                          |

July 2022



Catlin, Conestoga, Edison and Masters updated to reflected phased projects  
Central High update to align with current design RFP  
Adjusted South High to start construction work in Summer 2021

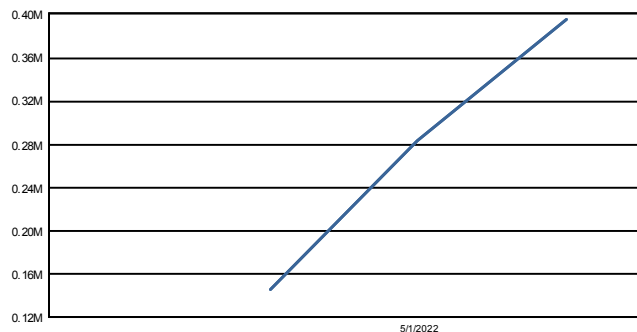
Construction Manager at Risk required  
Normal weather condition factored in  
Timely Permit and CO Inspection  
Minimal Schedule Float  
Steady work force  
Force Majeure are not factored in



1.39. **Substantial Completion** - Substantial Completion is the moment in time when the Work (or a specified part thereof) has progressed to the point where, in the opinion of OPS, the Architect and PM as evidenced by Architect's definitive Certificate of Substantial Completion, signed by the Architect and PM and approved by OPS, it is sufficiently complete, in accordance with the Contract Documents, so that the Work (or specified part) can be utilized for the purposes for which it is intended. The terms "substantially complete" and "substantially completed" as applied to all or part of the Work refer to Substantial Completion thereof. Whenever in the opinion of Architect any section or portion of the Work may be used or occupied by OPS without interference to the remaining Work, such section or portion may be so used and occupied and neither such partial use and occupancy nor any insurance, if any, purchased by OPS in connection therewith shall constitute an acceptance of such Work or any portion thereof as either substantially completed or complete. The approval of OPS with respect to the portions to be so used or occupied, shall also state the date or dates of commencement of Contractor's warranties and OPS's obligation to maintain.

### Adams

#### CASH-FLOW



#### COMMENTS

The substantial completion was approved by the Board of Education in May 2022. An additional GMP Amendment was approved by Board of Education in July 2022 for parking lot replacement work. This work started in July 2022 and will be substantially complete in August 2022.

#### SCOPE

3420 North 78th Street  
Omaha, NE 68134-5099  
Phone: (402) 572-9072

The Adams Elementary School scope of work includes capital improvement to the existing building. The plan provides for heating, ventilation and air-condition system updates along with other improvements to increase building system efficiencies.

#### BUDGET /COST STATUS

| Adams         | BUDGET             | PROJECTED COSTS    | (OVER)/UNDER | ACTUALS            |
|---------------|--------------------|--------------------|--------------|--------------------|
| Construction  | \$1,975,634        | \$1,975,634        | \$0          | \$1,618,986        |
| Contingency   | \$0                | \$0                | \$0          | \$0                |
| Design        | \$133,700          | \$133,700          | \$0          | \$131,256          |
| FF&E          | \$0                | \$0                | \$0          | \$0                |
| Misc.         | \$107,066          | \$107,066          | \$0          | \$88,701           |
| <b>TOTAL:</b> | <b>\$2,216,400</b> | <b>\$2,216,400</b> | <b>\$0</b>   | <b>\$1,838,942</b> |

#### GENERAL INFORMATION

**ARCHITECT:** KPE Engineers

**CONTRACTOR:** CM@R - The Weitz Company

### Catlin

#### CASH-FLOW

#### COMMENTS

The construction work is complete and the closeout documentation has been finalized and turned over to OPS. Substantial completion was approved by the Board of Education on January 21, 2021.

#### SCOPE

12736 Marinda Street  
Omaha, NE 68144-2648  
Phone: (402) 697-0414

The Catlin Elementary School scope of work includes capital improvement to the existing building. The plan provides for heating, ventilation and air-condition system updates along with other improvements to increase building system efficiencies.

#### BUDGET /COST STATUS

| Catlin        | BUDGET             | PROJECTED COSTS    | (OVER)/UNDER | ACTUALS            |
|---------------|--------------------|--------------------|--------------|--------------------|
| Construction  | \$2,092,491        | \$2,092,491        | \$0          | \$2,092,491        |
| Contingency   | \$0                | \$0                | \$0          | \$0                |
| Design        | \$137,415          | \$137,415          | \$0          | \$137,415          |
| FF&E          | \$0                | \$0                | \$0          | \$0                |
| Misc.         | \$62,433           | \$62,433           | \$0          | \$62,433           |
| <b>TOTAL:</b> | <b>\$2,292,339</b> | <b>\$2,292,339</b> | <b>\$0</b>   | <b>\$2,292,339</b> |

#### GENERAL INFORMATION

**ARCHITECT:** The Schemmer Associates

**CONTRACTOR:** CM@R - Boyd Jones



## 2018 Bond Program School Summary Report

Report Date: 7/28/2022

| Conestoga |                                                                                                                                                                                                |                                                                                                                                                                                                                                                                                                                                   |
|-----------|------------------------------------------------------------------------------------------------------------------------------------------------------------------------------------------------|-----------------------------------------------------------------------------------------------------------------------------------------------------------------------------------------------------------------------------------------------------------------------------------------------------------------------------------|
| CASH-FLOW | COMMENTS                                                                                                                                                                                       | SCOPE                                                                                                                                                                                                                                                                                                                             |
|           | The construction work is complete and the closeout documentation has been finalized and turned over to OPS. Substantial completion was approved by the Board of Education on January 21, 2021. | 2115 Burdette Street<br>Omaha, NE 68110<br>Phone: (402) 344-7147<br><br>The Conestoga Elementary School scope of work includes capital improvements to the existing building. The plan provides for heating, ventilation and air-condition system updates along with other improvements to increase building system efficiencies. |

| BUDGET /COST STATUS |                    |                    |              |                    |
|---------------------|--------------------|--------------------|--------------|--------------------|
| Conestoga           | BUDGET             | PROJECTED COSTS    | (OVER)/UNDER | ACTUALS            |
| Construction        | \$2,167,905        | \$2,167,905        | \$0          | \$2,167,905        |
| Contingency         | \$0                | \$0                | \$0          | \$0                |
| Design              | \$175,166          | \$175,166          | \$0          | \$175,166          |
| FF&E                | \$0                | \$0                | \$0          | \$0                |
| Misc.               | \$74,244           | \$74,244           | \$0          | \$74,244           |
| <b>TOTAL:</b>       | <b>\$2,417,315</b> | <b>\$2,417,315</b> | <b>\$0</b>   | <b>\$2,417,315</b> |

| GENERAL INFORMATION |                         |
|---------------------|-------------------------|
| <b>ARCHITECT:</b>   | The Schemmer Associates |
| <b>CONTRACTOR:</b>  | CM@R - Boyd Jones       |

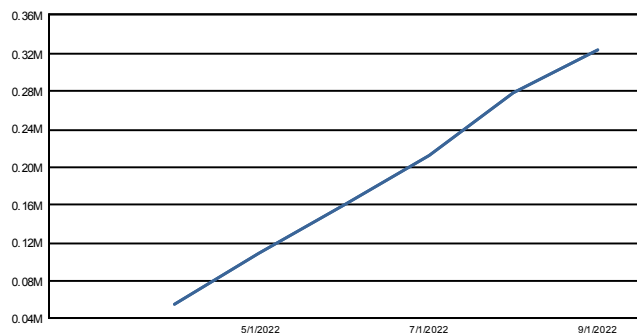
| Edison    |                                                                                                                                                                          |                                                                                                                                                                                                                                                                                                                                                                                                                                           |
|-----------|--------------------------------------------------------------------------------------------------------------------------------------------------------------------------|-------------------------------------------------------------------------------------------------------------------------------------------------------------------------------------------------------------------------------------------------------------------------------------------------------------------------------------------------------------------------------------------------------------------------------------------|
| CASH-FLOW | COMMENTS                                                                                                                                                                 | SCOPE                                                                                                                                                                                                                                                                                                                                                                                                                                     |
|           | The construction work is complete and the closeout documentation is being finalized. Substantial completion was approved by the Board of Education on September 9, 2021. | 2303 North 97th Street<br>Omaha, NE 68134-5609<br>Phone: (402) 392-7310<br><br>The Edison Elementary School scope of work includes capital improvement with an addition to the existing building. The plan provides for finishing of the safe area into two (2) classrooms, a three (3) classroom addition, heating, ventilation and air-condition system updates along with other improvements to increase building system efficiencies. |

| BUDGET /COST STATUS |                    |                    |              |                    |
|---------------------|--------------------|--------------------|--------------|--------------------|
| Edison              | BUDGET             | PROJECTED COSTS    | (OVER)/UNDER | ACTUALS            |
| Construction        | \$3,758,690        | \$3,758,690        | \$0          | \$3,750,168        |
| Contingency         | \$0                | \$0                | \$0          | \$0                |
| Design              | \$276,286          | \$276,286          | \$0          | \$276,286          |
| FF&E                | \$0                | \$0                | \$0          | \$0                |
| Misc.               | \$78,072           | \$78,072           | \$0          | \$78,072           |
| <b>TOTAL:</b>       | <b>\$4,113,048</b> | <b>\$4,113,048</b> | <b>\$0</b>   | <b>\$4,104,526</b> |

| GENERAL INFORMATION |                   |
|---------------------|-------------------|
| <b>ARCHITECT:</b>   | Jackson-Jackson   |
| <b>CONTRACTOR:</b>  | CM@R - Boyd Jones |

### Highland

#### CASH-FLOW



#### COMMENTS

The project substantial completion was approved by the Board of Education in January 2022. An additional GMP Amendment for site playground work was approved by the Board of Education in March 2022 and is scheduled to be complete in Fall 2022.

#### SCOPE

2625 Jefferson Street  
Omaha, NE 68107-2378  
Phone: (402) 734-5711

The Highland Elementary School scope of work includes a new addition and capital improvement to the existing building. The plan provides for an eleven (11) classroom addition to alleviate overcrowding along with heating, ventilation and air-condition system updates along with other improvements to increase building system efficiencies.

#### BUDGET /COST STATUS

| Highland      | BUDGET             | PROJECTED COSTS    | (OVER)/UNDER | ACTUALS            |
|---------------|--------------------|--------------------|--------------|--------------------|
| Construction  | \$5,770,245        | \$5,770,245        | \$0          | \$5,442,046        |
| Contingency   | \$0                | \$0                | \$0          | \$0                |
| Design        | \$387,504          | \$387,504          | \$0          | \$383,386          |
| FF&E          | \$19,641           | \$19,641           | \$0          | \$19,641           |
| Misc.         | \$102,310          | \$102,310          | \$0          | \$93,345           |
| <b>TOTAL:</b> | <b>\$6,279,700</b> | <b>\$6,279,700</b> | <b>\$0</b>   | <b>\$5,938,418</b> |

#### GENERAL INFORMATION

**ARCHITECT:** Leo A Daly

**CONTRACTOR:** CM@R - Hausmann

### King

#### CASH-FLOW

#### COMMENTS

Substantial completion was approved by the Board of Education on April 15, 2020. Project closeout documents have been submitted and transmitted to OPS.

#### SCOPE

3706 Maple Street  
Omaha, NE 68111-3195  
Phone: (402) 457-5723

The King Elementary School scope of work includes capital improvements to the existing building. The plan provides for heating, ventilation and air-condition system updates along with other improvements to increase building system efficiencies.

#### BUDGET /COST STATUS

| King          | BUDGET             | PROJECTED COSTS    | (OVER)/UNDER | ACTUALS            |
|---------------|--------------------|--------------------|--------------|--------------------|
| Construction  | \$3,723,173        | \$3,723,173        | \$0          | \$3,723,173        |
| Contingency   | \$0                | \$0                | \$0          | \$0                |
| Design        | \$202,189          | \$202,189          | \$0          | \$202,189          |
| FF&E          | \$0                | \$0                | \$0          | \$0                |
| Misc.         | \$16,965           | \$16,965           | \$0          | \$16,965           |
| <b>TOTAL:</b> | <b>\$3,942,327</b> | <b>\$3,942,327</b> | <b>\$0</b>   | <b>\$3,942,327</b> |

#### GENERAL INFORMATION

**ARCHITECT:** The Schemmer Associates

**CONTRACTOR:** Elkhorn West Construction



## 2018 Bond Program School Summary Report

Report Date: 7/28/2022

### Masters

#### CASH-FLOW

#### COMMENTS

#### SCOPE

The construction work is complete and the closeout documentation has been finalized and turned over to OPS. Substantial completion was approved by the Board of Education on March 16, 2021.

5505 North 99th Street  
Omaha, NE 68134-1599  
Phone: (402) 572-1027

The Masters Elementary School scope of work includes capital improvements with an addition to the existing building. The plan provides for finishing of the safe area into two (2) classrooms, a four (4) classroom addition heating, ventilation and air-condition system updates along with other improvements to increase building system efficiencies.

### BUDGET /COST STATUS

| Masters       | BUDGET             | PROJECTED COSTS    | (OVER)/UNDER | ACTUALS            |
|---------------|--------------------|--------------------|--------------|--------------------|
| Construction  | \$2,223,260        | \$2,223,260        | \$0          | \$2,223,260        |
| Contingency   | \$0                | \$0                | \$0          | \$0                |
| Design        | \$177,870          | \$177,870          | \$0          | \$177,870          |
| FF&E          | \$0                | \$0                | \$0          | \$0                |
| Misc.         | \$63,151           | \$63,151           | \$0          | \$63,151           |
| <b>TOTAL:</b> | <b>\$2,464,280</b> | <b>\$2,464,280</b> | <b>\$0</b>   | <b>\$2,464,280</b> |

### GENERAL INFORMATION

**ARCHITECT:** Jackson-Jackson

**CONTRACTOR:** CM@R - Boyd Jones

### Pinewood

#### CASH-FLOW

#### COMMENTS

#### SCOPE

The substantial completion was approved by the Board of Education on October 19, 2020. Project closeout documents have been submitted and transmitted to OPS.

6717 North 63rd Street  
Omaha, NE 68152-2210  
Phone: (402) 561-6000

The Pinewood Elementary School scope of work includes capital improvement with an addition to the existing building. The plan will provide for a three (3) classroom addition, interior modifications to eliminate the 'Open Plan' layout, heating, ventilation, air-condition system updates to the existing building along with other improvements to increase building system efficiencies.

### BUDGET /COST STATUS

| Pinewood      | BUDGET             | PROJECTED COSTS    | (OVER)/UNDER | ACTUALS            |
|---------------|--------------------|--------------------|--------------|--------------------|
| Construction  | \$4,953,491        | \$4,953,491        | \$0          | \$4,953,491        |
| Contingency   | \$0                | \$0                | \$0          | \$0                |
| Design        | \$417,448          | \$417,448          | \$0          | \$417,448          |
| FF&E          | \$0                | \$0                | \$0          | \$0                |
| Misc.         | \$100,656          | \$100,656          | \$0          | \$100,656          |
| <b>TOTAL:</b> | <b>\$5,471,595</b> | <b>\$5,471,595</b> | <b>\$0</b>   | <b>\$5,471,595</b> |

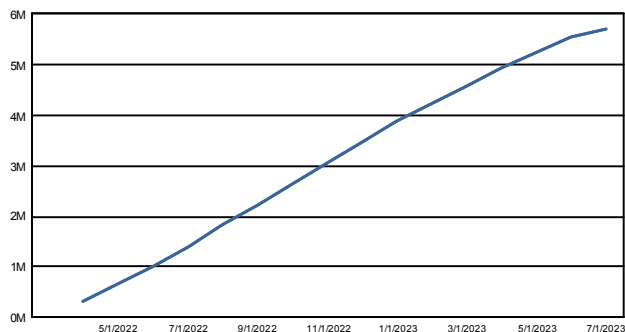
### GENERAL INFORMATION

**ARCHITECT:** Alley Poyner Macchietto

**CONTRACTOR:** Meco-Henne Contracting

### Spring Lake

#### CASH-FLOW



#### COMMENTS

The building occupants have been relocated to the temporary facilities established at the South Roads swing space. The exterior steel erection of the new addition with concrete roof slab work is substantially complete. The framing of the exterior walls in the new addition started work in July 2022. The capital improvements and renovation work to the existing mechanical, electrical, and plumbing system work will continue through Summer 2022.

#### SCOPE

4215 South 20th Street  
Omaha, NE 68107-2098  
Phone: (402) 734-1833

The Spring Lake Elementary School scope of work includes a new addition and capital improvement to the existing building. The plan provides for a ten (10) classroom addition to alleviate overcrowding, heating, ventilation and air-condition system updates along with other improvements to increase building system efficiencies.

#### BUDGET /COST STATUS

| Spring Lake   | BUDGET             | PROJECTED COSTS    | (OVER)/UNDER | ACTUALS            |
|---------------|--------------------|--------------------|--------------|--------------------|
| Construction  | \$7,045,800        | \$7,045,800        | \$0          | \$4,054,391        |
| Contingency   | \$245,647          | \$245,647          | \$0          | \$0                |
| Design        | \$561,334          | \$561,334          | \$0          | \$486,502          |
| FF&E          | \$0                | \$0                | \$0          | \$0                |
| Misc.         | \$154,420          | \$154,420          | \$0          | \$33,565           |
| <b>TOTAL:</b> | <b>\$8,007,200</b> | <b>\$8,007,200</b> | <b>\$0</b>   | <b>\$4,574,458</b> |

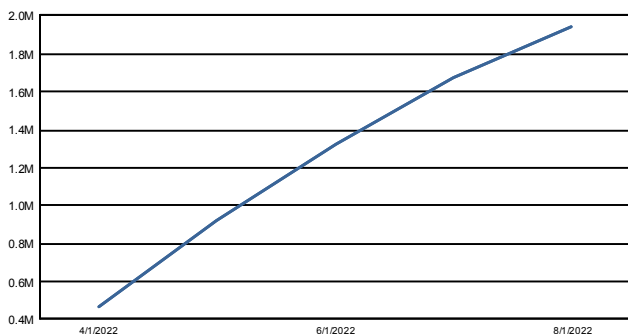
#### GENERAL INFORMATION

**ARCHITECT:** The Schemmer Associates

**CONTRACTOR:** CM@R - Hausmann

### Pine

#### CASH-FLOW



#### COMMENTS

The project is in the closeout phase with punchlist work being finalized. The substantial completion was approved by the Board of Education in June 2022. The GMP Amendment for site playgrounds work started in June 2022 and is scheduled to be complete by September 2022.

#### SCOPE

The 10th and Pine Street Elementary School scope of work includes construction of a new 600-student capacity facility.

#### BUDGET /COST STATUS

| Pine          | BUDGET              | PROJECTED COSTS     | (OVER)/UNDER | ACTUALS             |
|---------------|---------------------|---------------------|--------------|---------------------|
| Construction  | \$16,535,116        | \$16,535,116        | \$0          | \$15,939,965        |
| Contingency   | \$0                 | \$0                 | \$0          | \$0                 |
| Design        | \$1,141,698         | \$1,141,698         | \$0          | \$1,098,019         |
| FF&E          | \$1,035,328         | \$1,035,328         | \$0          | \$687,338           |
| Misc.         | \$287,858           | \$287,858           | \$0          | \$230,164           |
| <b>TOTAL:</b> | <b>\$19,000,000</b> | <b>\$19,000,000</b> | <b>\$0</b>   | <b>\$17,955,486</b> |

#### GENERAL INFORMATION

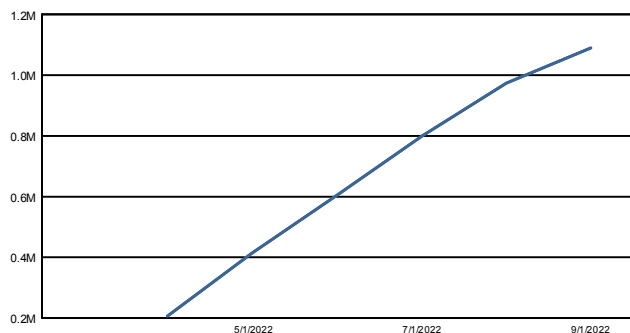
**ARCHITECT:** Jackson-Jackson

**CONTRACTOR:** CM@R - Darland



### Forest Station

#### CASH-FLOW



#### COMMENTS

The project is in the closeout phase with punch list items being finalized and addressed. The project substantial completion was approved by the Board of Education in January 2022. An additional GMP Amendment for site playgrounds was approved by the Board of Education and is scheduled to be complete in August 2022.

#### SCOPE

The 1000 North Fort Crook Road Elementary School scope of work includes construction of a new 600-student capacity facility.

#### BUDGET /COST STATUS

| Forest Station | BUDGET              | PROJECTED COSTS     | (OVER)/UNDER | ACTUALS             |
|----------------|---------------------|---------------------|--------------|---------------------|
| Construction   | \$19,679,178        | \$19,679,178        | \$0          | \$19,248,258        |
| Contingency    | \$0                 | \$0                 | \$0          | \$0                 |
| Design         | \$1,289,188         | \$1,289,188         | \$0          | \$1,289,188         |
| FF&E           | \$890,701           | \$890,701           | \$0          | \$683,176           |
| Misc.          | \$290,933           | \$290,933           | \$0          | \$238,739           |
| <b>TOTAL:</b>  | <b>\$22,150,000</b> | <b>\$22,150,000</b> | <b>\$0</b>   | <b>\$21,459,361</b> |

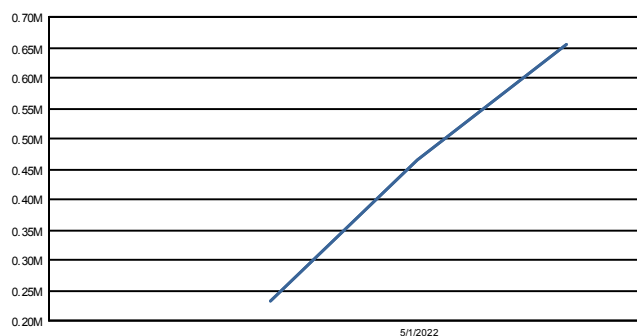
#### GENERAL INFORMATION

**ARCHITECT:** Kenneth Hahn Architects

**CONTRACTOR:** CM@R - Hausmann

### Lewis & Clark

#### CASH-FLOW



#### COMMENTS

The project substantial completion was approved by the Board of Education in February 2022. The commissioning work of the building is ongoing with minor mechanical repairs and some additional owner requested work is scheduled to be complete by Fall 2022.

#### SCOPE

6901 Burt Street  
Omaha, NE 68132  
Phone: (402) 557-4300

The Lewis and Clark Middle School scope of work includes a new addition and capital improvement to the existing building. The plan provides for a fifteen (15) classroom addition, heating, ventilation and air-condition system updates along with other improvements to increase building system efficiencies.

#### BUDGET /COST STATUS

| Lewis & Clark | BUDGET              | PROJECTED COSTS     | (OVER)/UNDER | ACTUALS             |
|---------------|---------------------|---------------------|--------------|---------------------|
| Construction  | \$11,438,078        | \$11,438,078        | \$0          | \$11,426,834        |
| Contingency   | \$0                 | \$0                 | \$0          | \$0                 |
| Design        | \$851,692           | \$851,692           | \$0          | \$846,917           |
| FF&E          | \$65,532            | \$65,532            | \$0          | \$65,532            |
| Misc.         | \$184,498           | \$184,498           | \$0          | \$168,385           |
| <b>TOTAL:</b> | <b>\$12,539,800</b> | <b>\$12,539,800</b> | <b>\$0</b>   | <b>\$12,507,668</b> |

#### GENERAL INFORMATION

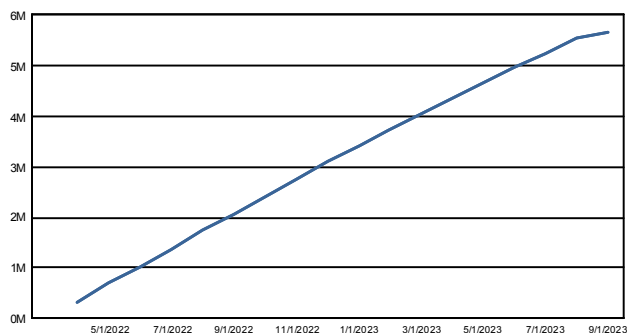
**ARCHITECT:** Alley Poyner Macchietto

**CONTRACTOR:** CM@R - Vrana



### Morton

#### CASH-FLOW



#### COMMENTS

In the new addition, the punch list work is ongoing along with final electrical terminations and a few miscellaneous mechanical items. In the auditorium space, the work is on schedule with mechanical equipment and flooring work being installed. The parking lot work is substantially complete and will be ready in August 2022 for utilization. The cooling tower demolition work is complete and the boilers were set in place and installed. The electrical feeder installation work is substantially complete. The roofing repairs work is substantially complete and the exterior window replacement work is ongoing and on schedule to be complete. The removal and relocation of the temporary classrooms along with the site work is on schedule to start in early Fall 2022 and be complete in 2022.

#### SCOPE

4606 Terrace Drive  
Omaha, NE 68134  
Phone: (402) 557-4700

The Morton Middle School scope of work includes a new addition and capital improvement to the existing building. The plan provides for a nine (9) classroom addition, heating, ventilation and air-condition system updates along with other improvements to increase building system efficiencies.

#### BUDGET /COST STATUS

| Morton        | BUDGET              | PROJECTED COSTS     | (OVER)/UNDER | ACTUALS            |
|---------------|---------------------|---------------------|--------------|--------------------|
| Construction  | \$11,229,825        | \$11,229,825        | \$0          | \$7,330,290        |
| Contingency   | \$0                 | \$0                 | \$0          | \$0                |
| Design        | \$863,735           | \$863,735           | \$0          | \$685,593          |
| FF&E          | \$64,515            | \$64,515            | \$0          | \$64,515           |
| Misc.         | \$188,925           | \$188,925           | \$0          | \$58,468           |
| <b>TOTAL:</b> | <b>\$12,347,000</b> | <b>\$12,347,000</b> | <b>\$0</b>   | <b>\$8,138,864</b> |

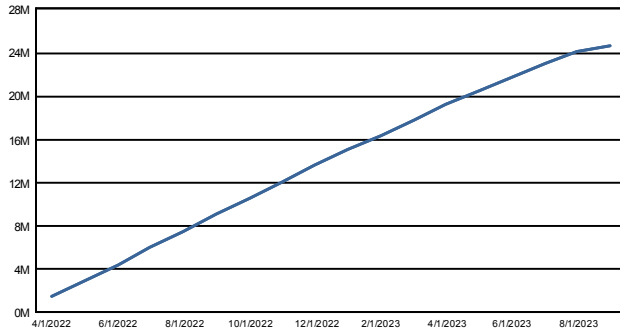
#### GENERAL INFORMATION

**ARCHITECT:** BVH Architecture

**CONTRACTOR:** CM@R - MCL Construction

### Bluestem

#### CASH-FLOW



#### COMMENTS

The tile work on the third floor corridor is complete and the final painting of the classroom walls along with drop ceiling tile installation is complete. The tile work on the second floor is complete. The second floor electrical devices and light fixtures is complete. The main mechanical equipment is set on the 1st floor mechanical room. The ceiling grid work in the music and media center is ongoing through July 2022. The light fixtures, fire alarm devices and speakers are being installed in the gymnasium through July 2022. The kitchen overhead work is near completion with completion of drywall work in July 2022 and painting scheduled to start in August 2022. The window sills installation work is ongoing and near completion along with the exterior metal panel work. The exterior site paving work is ongoing along with exterior lights being installed. Grading for the track is complete along with the exterior concrete work at the track in July 2022. The sidewalk work along with the track asphalt prep and pave is on schedule to go through August 2022. The work for the public improvements on 42nd Street is ongoing with storm utility work and electrical underground work scheduled to be done in July 2022 at the X Street intersection.

#### SCOPE

The 42nd and U Street Middle School scope of work includes construction of a new 1000-student capacity facility.

#### BUDGET /COST STATUS

| Bluestem      | BUDGET              | PROJECTED COSTS     | (OVER)/UNDER | ACTUALS             |
|---------------|---------------------|---------------------|--------------|---------------------|
| Construction  | \$44,091,556        | \$44,091,556        | \$0          | \$31,799,589        |
| Contingency   | \$0                 | \$0                 | \$0          | \$0                 |
| Design        | \$2,556,000         | \$2,556,000         | \$0          | \$2,054,218         |
| FF&E          | \$1,747,879         | \$1,747,879         | \$0          | \$610,869           |
| Misc.         | \$419,565           | \$419,565           | \$0          | \$221,210           |
| <b>TOTAL:</b> | <b>\$48,815,000</b> | <b>\$48,815,000</b> | <b>\$0</b>   | <b>\$34,685,886</b> |

#### GENERAL INFORMATION

**ARCHITECT:** RDG Planning & Design

**CONTRACTOR:** CM@R - McCarthy

# 2018 Bond Program

## School Summary Report

Report Date: 7/28/2022

| Benson    |                                                                                                                                                           |                                                                                                                                                                                                                                                                                                                      |
|-----------|-----------------------------------------------------------------------------------------------------------------------------------------------------------|----------------------------------------------------------------------------------------------------------------------------------------------------------------------------------------------------------------------------------------------------------------------------------------------------------------------|
| CASH-FLOW | COMMENTS                                                                                                                                                  | SCOPE                                                                                                                                                                                                                                                                                                                |
|           | Substantial completion was approved by the Board of Education on February 1, 2021. Project closeout documents have been submitted and transmitted to OPS. | 5120 Maple Street<br>Omaha, NE 68104<br>Phone: (402) 557-3000<br><br>The Benson High School scope of work includes capital improvement to the existing building. The plan provides for heating, ventilation and air-condition system updates along with other improvements to increase building system efficiencies. |

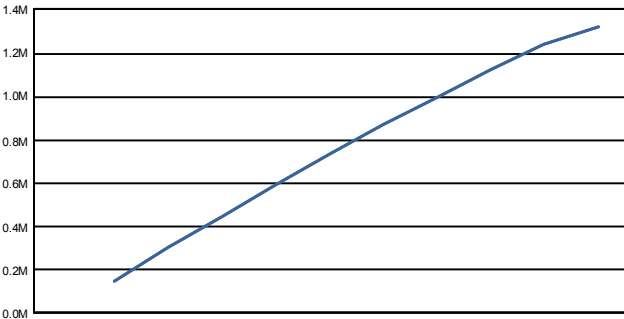
| BUDGET /COST STATUS |                    |                    |              |                    | GENERAL INFORMATION |                 |
|---------------------|--------------------|--------------------|--------------|--------------------|---------------------|-----------------|
| Benson              | BUDGET             | PROJECTED COSTS    | (OVER)/UNDER | ACTUALS            | ARCHITECT:          |                 |
| Construction        | \$7,195,702        | \$7,195,702        | \$0          | \$7,195,702        | Leo A Daly          |                 |
| Contingency         | \$0                | \$0                | \$0          | \$0                | CONTRACTOR:         | CM@R - Hausmann |
| Design              | \$589,025          | \$589,025          | \$0          | \$589,025          |                     |                 |
| FF&E                | \$0                | \$0                | \$0          | \$0                |                     |                 |
| Misc.               | \$99,769           | \$99,769           | \$0          | \$99,769           |                     |                 |
| <b>TOTAL:</b>       | <b>\$7,884,496</b> | <b>\$7,884,496</b> | <b>\$0</b>   | <b>\$7,884,496</b> |                     |                 |

| Bryan High |                                                                                                                                                            |                                                                                                                                                                                                                                                                                                                        |
|------------|------------------------------------------------------------------------------------------------------------------------------------------------------------|------------------------------------------------------------------------------------------------------------------------------------------------------------------------------------------------------------------------------------------------------------------------------------------------------------------------|
| CASH-FLOW  | COMMENTS                                                                                                                                                   | SCOPE                                                                                                                                                                                                                                                                                                                  |
|            | Substantial completion was approved by the Board of Education on December 14, 2020. Project closeout documents have been submitted and transmitted to OPS. | 4700 Giles Road<br>Omaha, NE 68157-2699<br>Phone: (402) 557-3100<br><br>The Bryan High School scope of work includes capital improvement to the existing building. The plan provides for heating, ventilation and air-condition system updates along with other improvements to increase building system efficiencies. |

| BUDGET /COST STATUS |                    |                    |              |                    | GENERAL INFORMATION |                 |
|---------------------|--------------------|--------------------|--------------|--------------------|---------------------|-----------------|
| Bryan High          | BUDGET             | PROJECTED COSTS    | (OVER)/UNDER | ACTUALS            | ARCHITECT:          |                 |
| Construction        | \$5,161,348        | \$5,161,348        | \$0          | \$5,161,348        | TACK Architects     |                 |
| Contingency         | \$0                | \$0                | \$0          | \$0                | CONTRACTOR:         | CM@R - Hausmann |
| Design              | \$398,000          | \$398,000          | \$0          | \$398,000          |                     |                 |
| FF&E                | \$0                | \$0                | \$0          | \$0                |                     |                 |
| Misc.               | \$4,270            | \$4,270            | \$0          | \$4,270            |                     |                 |
| <b>TOTAL:</b>       | <b>\$5,563,618</b> | <b>\$5,563,618</b> | <b>\$0</b>   | <b>\$5,563,618</b> |                     |                 |

| Burke     |                                                                                                                                                           |                                                                                                                                                                                                                                                                                                                     |
|-----------|-----------------------------------------------------------------------------------------------------------------------------------------------------------|---------------------------------------------------------------------------------------------------------------------------------------------------------------------------------------------------------------------------------------------------------------------------------------------------------------------|
| CASH-FLOW | COMMENTS                                                                                                                                                  | SCOPE                                                                                                                                                                                                                                                                                                               |
|           | Substantial completion was approved by the Board of Education on October 21, 2019. Project closeout documents have been submitted and transmitted to OPS. | 12200 Burke Blvd.<br>Omaha, NE 68154<br>Phone: (402) 557-3200<br><br>The Burke High School scope of work includes capital improvement to the existing building. The plan provides for heating, ventilation and air-condition system updates along with other improvements to increase building system efficiencies. |

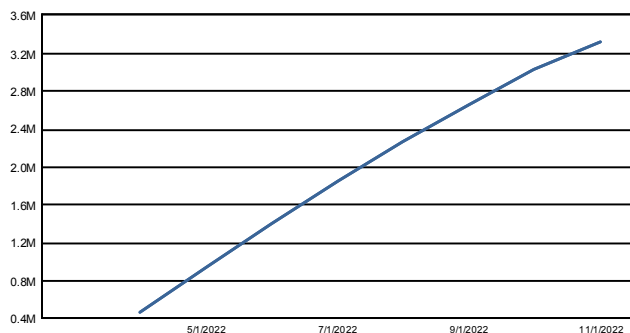
| BUDGET /COST STATUS |                    |                    |              |                    | GENERAL INFORMATION |               |
|---------------------|--------------------|--------------------|--------------|--------------------|---------------------|---------------|
| Burke               | BUDGET             | PROJECTED COSTS    | (OVER)/UNDER | ACTUALS            | ARCHITECT:          | KPE Engineers |
| Construction        | \$5,116,970        | \$5,116,970        | \$0          | \$5,116,970        | CONTRACTOR:         | CM@R - Weitz  |
| Contingency         | \$0                | \$0                | \$0          | \$0                |                     |               |
| Design              | \$371,673          | \$371,673          | \$0          | \$371,673          |                     |               |
| FF&E                | \$0                | \$0                | \$0          | \$0                |                     |               |
| Misc.               | \$37,639           | \$37,639           | \$0          | \$37,639           |                     |               |
| <b>TOTAL:</b>       | <b>\$5,526,282</b> | <b>\$5,526,282</b> | <b>\$0</b>   | <b>\$5,526,282</b> |                     |               |

| Central                                                                           |                                                                                                                                                                                                                                                                                                                                                                                                                                                                                                                                                                                                                                                                                  |                                                                                                                                                                                                                                                                                                                           |
|-----------------------------------------------------------------------------------|----------------------------------------------------------------------------------------------------------------------------------------------------------------------------------------------------------------------------------------------------------------------------------------------------------------------------------------------------------------------------------------------------------------------------------------------------------------------------------------------------------------------------------------------------------------------------------------------------------------------------------------------------------------------------------|---------------------------------------------------------------------------------------------------------------------------------------------------------------------------------------------------------------------------------------------------------------------------------------------------------------------------|
| CASH-FLOW                                                                         | COMMENTS                                                                                                                                                                                                                                                                                                                                                                                                                                                                                                                                                                                                                                                                         | SCOPE                                                                                                                                                                                                                                                                                                                     |
|  | The remaining domed skylight and the vertical panel skylight work is scheduled to be complete Summer 2022. The former family consumer classroom is complete, the 4th floor limited corridor existing VCT was replaced with new VCT, and the north entry vestibule existing RTU was replaced with a new RTU. There is some additional auditorium work the school has requested and will be addressed in Summer 2022. The project team continues refining an action plan for the on-going HVAC control work to be completed throughout the building through Summer 2022. The student services main floor and relocated ACP main floor renovations are ongoing through Summer 2022. | 124 North 20th Street<br>Omaha, NE 68102<br>Phone: (402) 557-3300<br><br>The Central High School scope of work includes capital improvement to the existing building. The plan provides for heating, ventilation and air-condition system updates along with other improvements to increase building system efficiencies. |

| BUDGET /COST STATUS |                    |                    |              |                    | GENERAL INFORMATION |                          |
|---------------------|--------------------|--------------------|--------------|--------------------|---------------------|--------------------------|
| Central             | BUDGET             | PROJECTED COSTS    | (OVER)/UNDER | ACTUALS            | ARCHITECT:          | Alley Poyner Macchietto  |
| Construction        | \$5,357,780        | \$5,357,780        | \$0          | \$4,506,952        | CONTRACTOR:         | CM@R - The Weitz Company |
| Contingency         | \$0                | \$0                | \$0          | \$0                |                     |                          |
| Design              | \$420,500          | \$420,500          | \$0          | \$420,500          |                     |                          |
| FF&E                | \$0                | \$0                | \$0          | \$0                |                     |                          |
| Misc.               | \$269,520          | \$269,520          | \$0          | \$75,218           |                     |                          |
| <b>TOTAL:</b>       | <b>\$6,047,800</b> | <b>\$6,047,800</b> | <b>\$0</b>   | <b>\$5,002,669</b> |                     |                          |

### North

#### CASH-FLOW



#### COMMENTS

The construction work is in progress on the mechanical, electrical, and plumbing scope and is scheduled to continue through Summer 2022. The phase two minor architectural renovation work is ongoing and is scheduled to be complete in August 2022. An additional GMP Amendment for electrical and mechanical controls work was approved by the Board of Education in July 2022 and this work is scheduled to go through Winter Break 2022.

#### SCOPE

4410 North 36th Street  
Omaha, NE 68111  
Phone: (402) 557-3400

The North High School scope of work includes capital improvement to the existing building. The plan provides for heating, ventilation and air-condition system updates along with other improvements to increase building system efficiencies.

#### BUDGET /COST STATUS

| North         | BUDGET             | PROJECTED COSTS    | (OVER)/UNDER | ACTUALS            |
|---------------|--------------------|--------------------|--------------|--------------------|
| Construction  | \$7,624,510        | \$7,624,510        | \$0          | \$6,092,116        |
| Contingency   | \$50,929           | \$50,929           | \$0          | \$0                |
| Design        | \$475,331          | \$475,331          | \$0          | \$400,364          |
| FF&E          | \$0                | \$0                | \$0          | \$0                |
| Misc.         | \$144,030          | \$144,030          | \$0          | \$65,378           |
| <b>TOTAL:</b> | <b>\$8,294,800</b> | <b>\$8,294,800</b> | <b>\$0</b>   | <b>\$6,557,858</b> |

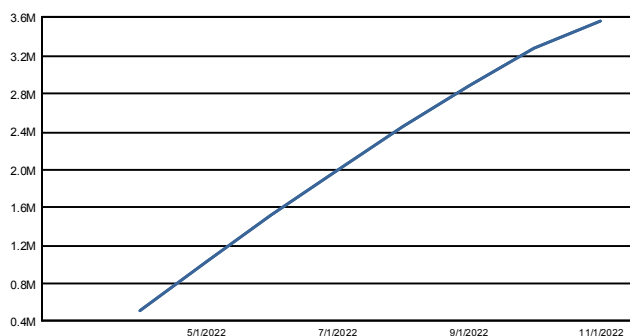
#### GENERAL INFORMATION

**ARCHITECT:** Jackson-Jackson

**CONTRACTOR:** CM@R - Hausmann

### Northwest

#### CASH-FLOW



#### COMMENTS

The construction work is in progress on the mechanical, electrical, and plumbing scope and is scheduled to continue through Summer 2022. The parking lot replacement work is ongoing and is scheduled to be finalized in August 2022. The phase two minor architectural renovation work is ongoing and scheduled to be finalized in August 2022.

#### SCOPE

8204 Crown Point Avenue  
Omaha, NE 68134  
Phone: (402) 557-3500

The Northwest High School scope of work includes capital improvement to the existing building. The plan provides for heating, ventilation and air-condition system updates along with other improvements to increase building system efficiencies.

#### BUDGET /COST STATUS

| Northwest     | BUDGET             | PROJECTED COSTS    | (OVER)/UNDER | ACTUALS            |
|---------------|--------------------|--------------------|--------------|--------------------|
| Construction  | \$6,446,000        | \$6,446,000        | \$0          | \$5,334,686        |
| Contingency   | \$282,691          | \$282,691          | \$0          | \$0                |
| Design        | \$549,199          | \$549,199          | \$0          | \$464,350          |
| FF&E          | \$0                | \$0                | \$0          | \$0                |
| Misc.         | \$157,310          | \$157,310          | \$0          | \$70,572           |
| <b>TOTAL:</b> | <b>\$7,435,200</b> | <b>\$7,435,200</b> | <b>\$0</b>   | <b>\$5,869,607</b> |

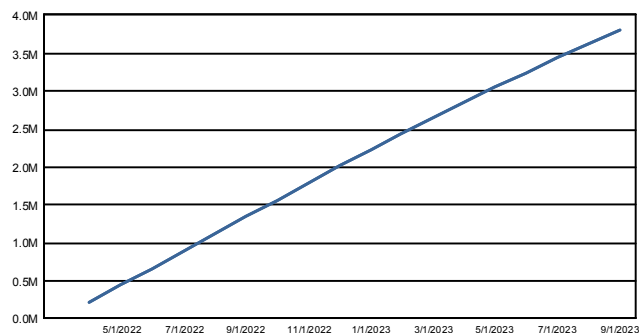
#### GENERAL INFORMATION

**ARCHITECT:** Jackson-Jackson

**CONTRACTOR:** CM@R - Hausmann

### South

#### CASH-FLOW



#### COMMENTS

The mechanical room work is ongoing and the new chiller has been installed. The remainder of the roof work and skylight work is scheduled to be complete in Summer 2022. The existing fan powered box to VAV conversion work is ongoing and scheduled through Summer 2022 with OPS utilizing classroom space in the Church across the street through an approved short term lease. The fan array install work is on schedule along with the pool equipment room work upgrades. The chimney stack demolition and flue replacement work is ongoing and is scheduled to be substantially complete by early August 2022. Interior flooring replacement work is ongoing in multiple locations throughout the building and scheduled to be substantially complete by early August 2022.

#### SCOPE

4519 South 24th Street  
Omaha, NE 68107  
Phone: (402) 557-3600

The South High School scope of work includes capital improvement to the existing building. The plan provides for heating, ventilation and air-condition system updates along with other improvements to increase building system efficiencies.

#### BUDGET /COST STATUS

| South         | BUDGET              | PROJECTED COSTS     | (OVER)/UNDER | ACTUALS            |
|---------------|---------------------|---------------------|--------------|--------------------|
| Construction  | \$10,396,010        | \$10,396,010        | \$0          | \$7,981,752        |
| Contingency   | \$0                 | \$0                 | \$0          | \$0                |
| Design        | \$817,153           | \$817,153           | \$0          | \$664,325          |
| FF&E          | \$0                 | \$0                 | \$0          | \$0                |
| Misc.         | \$296,037           | \$296,037           | \$0          | \$45,072           |
| <b>TOTAL:</b> | <b>\$11,509,200</b> | <b>\$11,509,200</b> | <b>\$0</b>   | <b>\$8,691,149</b> |

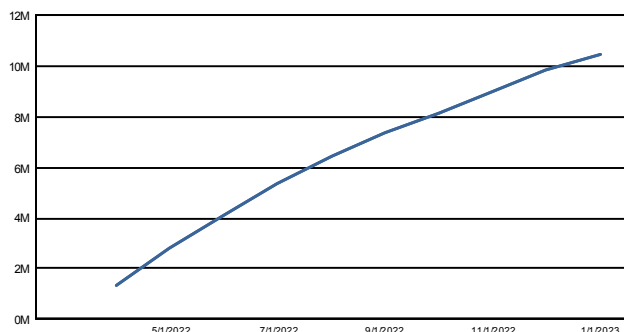
#### GENERAL INFORMATION

**ARCHITECT:** BCDM Architects

**CONTRACTOR:** CM@R - The Weitz Company

### Buena Vista

#### CASH-FLOW



#### COMMENTS

The substantial completion for the high school was approved by the Board of Education in May 2022. The project is in the closeout phase with final punch list items being addressed and completed. The YMCA Express & One World Clinic work is substantially complete and the punch list work is taking place. The classroom furniture continues to be installed in the academic wing and being delivered for the rest of the building through August 2022. The athletic field improvements work started in June 2022 and is scheduled to be complete in January 2023.

#### SCOPE

The 60th and L Street High School scope of work includes construction of a new 1500-student capacity facility.

#### BUDGET /COST STATUS

| Buena Vista   | BUDGET              | PROJECTED COSTS     | (OVER)/UNDER | ACTUALS             |
|---------------|---------------------|---------------------|--------------|---------------------|
| Construction  | \$85,483,653        | \$85,483,653        | \$0          | \$79,405,844        |
| Contingency   | \$0                 | \$0                 | \$0          | \$0                 |
| Design        | \$5,474,479         | \$5,474,479         | \$0          | \$5,159,199         |
| FF&E          | \$2,784,923         | \$2,784,923         | \$0          | \$1,669,158         |
| Misc.         | \$715,476           | \$715,476           | \$0          | \$626,589           |
| <b>TOTAL:</b> | <b>\$94,458,531</b> | <b>\$94,458,531</b> | <b>\$0</b>   | <b>\$86,860,790</b> |

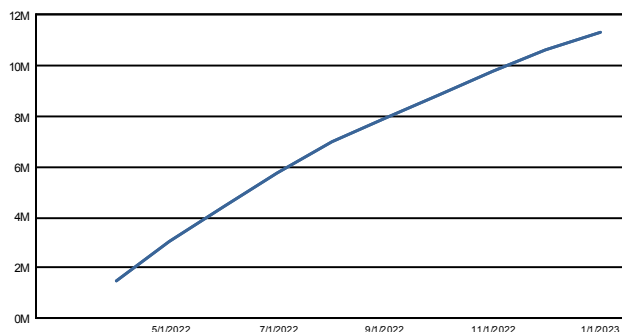
#### GENERAL INFORMATION

**ARCHITECT:** DLR Group

**CONTRACTOR:** CM@R - McCarthy

### Westview

#### CASH-FLOW



#### COMMENTS

The substantial completion for the high school was approved by the Board of Education in May 2022. The project is in the closeout phase with final punch list items being addressed and completed. The interior finishes in the YMCA area is complete. The YMCA pool is complete. The classroom furniture continues to be installed in the academic wing and being delivered for the rest of the building through August 2022. The athletic field improvements work started in June 2022 and is scheduled to be complete in March 2023.

#### SCOPE

The 156th and Ida Street High School scope of work includes construction of a new 1500-student capacity facility. Additional square footage has been added to the plan to accommodate a partnership with the YMCA of Greater Omaha (YMCA). Through this partnership, OPS would contribute space for a cycling studio, child watch and YMCA offices, needed by the YMCA for their programs. The YMCA would contribute funds to support the construction of an aquatics center, consisting of a 6 swim lane pool with spectator seating and leisure pool area. The YMCA and OPS would share access to the Auxiliary Gym, Wrestling/Multi-Purpose Room, Weight/Fitness Room, Dance Aerobics/Multi-Purpose Room, Community Room. The shared Weight/Fitness Room and Dance Aerobics/Multi-Purpose Room would increase in size to align with the YMCA programs and equipment needs.

#### BUDGET /COST STATUS

| Westview      | BUDGET              | PROJECTED COSTS     | (OVER)/UNDER | ACTUALS             |
|---------------|---------------------|---------------------|--------------|---------------------|
| Construction  | \$81,365,308        | \$81,365,308        | \$0          | \$73,933,237        |
| Contingency   | \$0                 | \$0                 | \$0          | \$0                 |
| Design        | \$5,983,772         | \$5,983,772         | \$0          | \$5,857,205         |
| FF&E          | \$3,003,517         | \$3,003,517         | \$0          | \$1,558,389         |
| Misc.         | \$707,963           | \$707,963           | \$0          | \$635,220           |
| <b>TOTAL:</b> | <b>\$91,060,560</b> | <b>\$91,060,560</b> | <b>\$0</b>   | <b>\$81,984,050</b> |

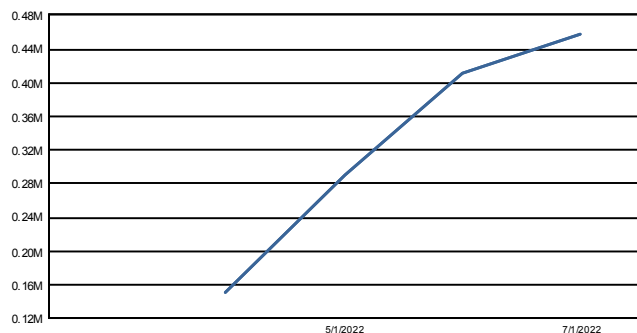
#### GENERAL INFORMATION

**ARCHITECT:** BCDM Architects

**CONTRACTOR:** CM@R - Sampson

### Blackburn

#### CASH-FLOW



#### COMMENTS

The GMP Amendment for skylight replacement work started in June 2022 and a majority of this work is scheduled to go through Summer 2022. Some of this work will go through Fall 2022 when the spaces are available to work for safety purposes and to mitigate any disruptions in the learning environment.

#### SCOPE

2606 Hamilton Street  
Omaha, NE 68131  
Phone: (402) 344-3385

The Blackburn Alternative School scope of work includes capital improvement to the existing building. The plan provides for heating, ventilation and air-condition system updates along with other improvements to increase building system efficiencies.

#### BUDGET /COST STATUS

| Blackburn     | BUDGET             | PROJECTED COSTS    | (OVER)/UNDER | ACTUALS            |
|---------------|--------------------|--------------------|--------------|--------------------|
| Construction  | \$2,999,158        | \$2,999,158        | \$0          | \$2,869,011        |
| Contingency   | \$0                | \$0                | \$0          | \$0                |
| Design        | \$251,405          | \$251,405          | \$0          | \$241,997          |
| FF&E          | \$0                | \$0                | \$0          | \$0                |
| Misc.         | \$158,637          | \$158,637          | \$0          | \$108,866          |
| <b>TOTAL:</b> | <b>\$3,409,200</b> | <b>\$3,409,200</b> | <b>\$0</b>   | <b>\$3,219,874</b> |

#### GENERAL INFORMATION

**ARCHITECT:** KPE Engineers

**CONTRACTOR:** CM@R - The Weitz Company

### Transition Program

#### CASH-FLOW

#### COMMENTS

Substantial completion was approved by the Board of Education on October 21, 2019. Project closeout documents have been submitted and transmitted to OPS.

#### SCOPE

The Transition program scope of work includes the capital to complete tenant improvement work needed to accommodate the relocation of the transition program from the Paralyzed Veterans of America location as well as the relocation of the transition program from the Career Center.

#### BUDGET /COST STATUS

| Transition Program | BUDGET             | PROJECTED COSTS    | (OVER)/UNDER | ACTUALS            |
|--------------------|--------------------|--------------------|--------------|--------------------|
| Construction       | \$2,084,225        | \$2,084,225        | \$0          | \$2,084,225        |
| Contingency        | \$0                | \$0                | \$0          | \$0                |
| Design             | \$154,548          | \$154,548          | \$0          | \$154,548          |
| FF&E               | \$61,520           | \$61,520           | \$0          | \$61,520           |
| Misc.              | \$1,151            | \$1,151            | \$0          | \$1,151            |
| <b>TOTAL:</b>      | <b>\$2,301,443</b> | <b>\$2,301,443</b> | <b>\$0</b>   | <b>\$2,301,443</b> |

#### GENERAL INFORMATION

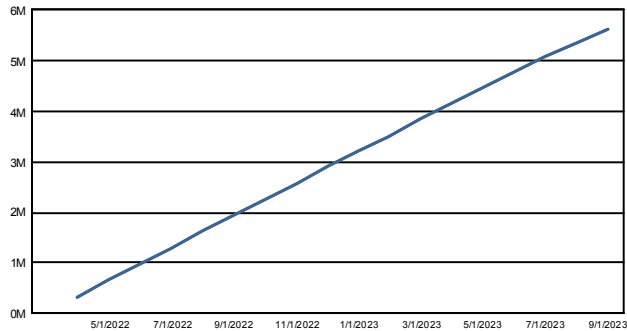
**ARCHITECT:** BVH Architecture

**CONTRACTOR:** Midwest DCM



### Program Mgmt. & Admin.

#### CASH-FLOW



#### COMMENTS

Program Management and Administration is for the general bond program construction management and administration services.

#### SCOPE

#### BUDGET /COST STATUS

| Program Mgmt. & Admin. | BUDGET              | PROJECTED COSTS     | (OVER)/UNDER | ACTUALS             |
|------------------------|---------------------|---------------------|--------------|---------------------|
| Contingency            | \$0                 | \$0                 | \$0          | \$0                 |
| FF&E                   | \$150,000           | \$150,000           | \$0          | \$2,745             |
| Misc.                  | \$15,590,000        | \$15,590,000        | \$0          | \$11,341,611        |
| <b>TOTAL:</b>          | <b>\$15,740,000</b> | <b>\$15,740,000</b> | <b>\$0</b>   | <b>\$11,344,356</b> |

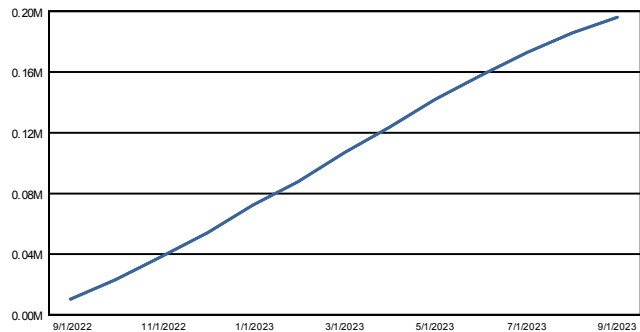
#### GENERAL INFORMATION

ARCHITECT: N/A

CONTRACTOR: Jacobs

### Program - Contingency

#### CASH-FLOW



#### COMMENTS

Program Non-Spend Contingency is for the general bond program general contingency budget allocations; testing, inspection, and commissioning budget allocations; hazardous materials remediation budget allocations.

#### SCOPE

#### BUDGET /COST STATUS

| Program - Contingency | BUDGET           | PROJECTED COSTS  | (OVER)/UNDER | ACTUALS    |
|-----------------------|------------------|------------------|--------------|------------|
| Contingency           | \$921,911        | \$921,911        | \$0          | \$0        |
| <b>TOTAL:</b>         | <b>\$921,911</b> | <b>\$921,911</b> | <b>\$0</b>   | <b>\$0</b> |

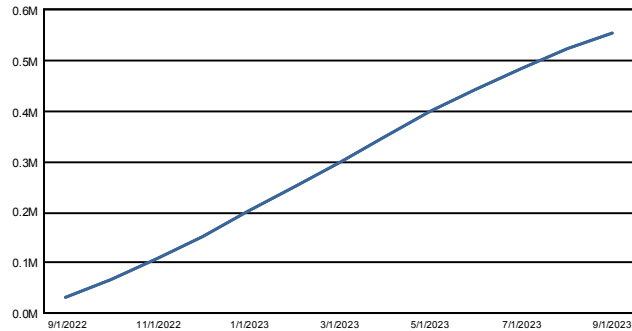
#### GENERAL INFORMATION

ARCHITECT: N/A

CONTRACTOR: N/A

### Program - Hazardous Mtrls./Remediation

#### CASH-FLOW



#### COMMENTS

Program Non-Spend Contingency is for the general bond program general contingency budget allocations; testing, inspection, and commissioning budget allocations; hazardous materials remediation budget allocations.

#### SCOPE

#### BUDGET /COST STATUS

| Program - Hazardous Mtrls./Remediation | BUDGET           | PROJECTED COSTS  | (OVER)/UNDER | ACTUALS    |
|----------------------------------------|------------------|------------------|--------------|------------|
| Misc.                                  | \$128,800        | \$128,800        | \$0          | \$0        |
| <b>TOTAL:</b>                          | <b>\$128,800</b> | <b>\$128,800</b> | <b>\$0</b>   | <b>\$0</b> |

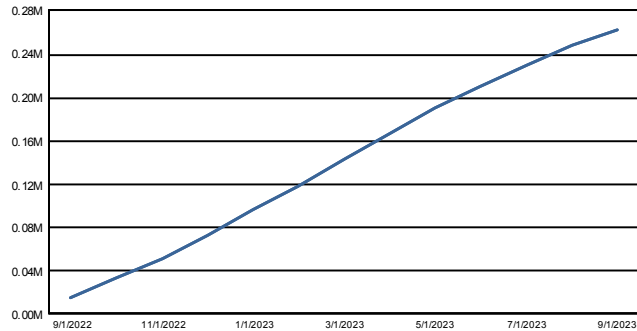
#### GENERAL INFORMATION

ARCHITECT: N/A

CONTRACTOR: N/A

### Program - Test, Inspect, & Commish

#### CASH-FLOW



#### COMMENTS

Program Non-Spend Contingency is for the general bond program general contingency budget allocations; testing, inspection, and commissioning budget allocations; hazardous materials remediation budget allocations.

#### SCOPE

#### BUDGET /COST STATUS

| Program - Test, Inspect, & Commish | BUDGET           | PROJECTED COSTS  | (OVER)/UNDER | ACTUALS    |
|------------------------------------|------------------|------------------|--------------|------------|
| Misc.                              | \$112,574        | \$112,574        | \$0          | \$0        |
| <b>TOTAL:</b>                      | <b>\$112,574</b> | <b>\$112,574</b> | <b>\$0</b>   | <b>\$0</b> |

#### GENERAL INFORMATION

ARCHITECT: N/A

CONTRACTOR: N/A



## 2018 Bond Program - Summary By Category

Report Date 7/28/2022

### Economic Inclusion Plan & Commitment Monitoring Report

The 15% EI Plan Goal is an overall Bond Program Goal which is applied to all account codes except Land Acquisition and Builders' Risk Insurance

| Category                           | A<br>Total Contract<br>Amount<br>(\$) | CONTRACT COMMITMENTS                           |                                                |                                                         |                                                  | EXPENDITURES                       |                                                          |                                    |                                                          |                                                              |
|------------------------------------|---------------------------------------|------------------------------------------------|------------------------------------------------|---------------------------------------------------------|--------------------------------------------------|------------------------------------|----------------------------------------------------------|------------------------------------|----------------------------------------------------------|--------------------------------------------------------------|
|                                    |                                       | B<br>Tier #1<br>Contract<br>Commitment<br>(\$) | C<br>Tier #2<br>Contract<br>Commitment<br>(\$) | D=B+C<br>Tier #1 & #2<br>Contract<br>Commitment<br>(\$) | E=D/A<br>Tier #1 & #2 %<br>of Contract<br>Amount | F<br>Tier #1 ETD<br>(\$)<br>Amount | G=F/B<br>Tier #1 ETD<br>% Contract<br>Commitment<br>(\$) | H<br>Tier #2 ETD<br>(\$)<br>Amount | I=H/C<br>Tier #2 ETD<br>% Contract<br>Commitment<br>(\$) | J=(F+H)/A<br>Tier #1 & #2<br>ETD % of<br>Overall<br>Contract |
| Architect/Engineer:                | \$24,245,586                          | \$377,066                                      | \$1,455,692                                    | \$1,832,758                                             | 7.56%                                            | \$529,054                          | 140.31%                                                  | \$849,430                          | 58.35%                                                   | 5.69%                                                        |
| Construction:                      | \$361,303,875                         | \$12,561,063                                   | \$23,243,506                                   | \$35,804,569                                            | 9.91%                                            | \$12,785,405                       | 101.79%                                                  | \$19,508,654                       | 83.93%                                                   | 8.94%                                                        |
| Owner Administration:              | \$897,106                             | \$0                                            | \$424,700                                      | \$424,700                                               | 47.34%                                           | \$0                                | 0.00%                                                    | \$300,950                          | 70.86%                                                   | 33.55%                                                       |
| Printing & Advertisement:          | \$89,899                              | \$6,105                                        | \$0                                            | \$6,105                                                 | 6.79%                                            | \$6,105                            | 100.00%                                                  | \$0                                | 0.00%                                                    | 6.79%                                                        |
| Program Mgmt & Admin:              | \$13,634,624                          | \$0                                            | \$0                                            | \$0                                                     | 0.00%                                            | \$0                                | 0.00%                                                    | \$0                                | 0.00%                                                    | 0.00%                                                        |
| Temp Housing, Utilities, Moves:    | \$723,749                             | \$6,938                                        | \$24,619                                       | \$31,557                                                | 4.36%                                            | \$6,938                            | 100.00%                                                  | \$24,379                           | 99.03%                                                   | 4.33%                                                        |
| Testing, Inspection, Geotechnical: | \$4,751,371                           | \$2,717,335                                    | \$300,291                                      | \$3,017,626                                             | 63.51%                                           | \$1,798,143                        | 66.17%                                                   | \$156,082                          | 51.98%                                                   | 41.13%                                                       |
| <b>Grand Total</b>                 | <b>\$405,646,211</b>                  | <b>\$15,668,507</b>                            | <b>\$25,448,807</b>                            | <b>\$41,117,314</b>                                     | <b>10.14%</b>                                    | <b>\$15,125,645</b>                | <b>96.54%</b>                                            | <b>\$20,839,495</b>                | <b>81.89%</b>                                            | <b>8.87%</b>                                                 |



# 2018 Bond Program

Report Date 7/28/2022

## Economic Inclusion Plan & Commitment Monitoring Report

The 15% EI Plan Goal is an overall Bond Program Goal which is applied to all account codes except Land Acquisition and Builders' Risk Insurance

|                           |                                      |                            | CONTRACT COMMITMENTS             |                                  |                                       |                                   | EXPENDITURES     |                                        |                  |                                        |                                        |
|---------------------------|--------------------------------------|----------------------------|----------------------------------|----------------------------------|---------------------------------------|-----------------------------------|------------------|----------------------------------------|------------------|----------------------------------------|----------------------------------------|
|                           |                                      | A                          | B                                | C                                | D=B+C                                 | E=D/A                             | F                | G=F/B                                  | H                | I=H/C                                  | J=(F+H)/A                              |
| Bid Package               | Vendor                               | Total Contract Amount (\$) | Tier #1 Contract Commitment (\$) | Tier #2 Contract Commitment (\$) | Tier #1 & #2 Contract Commitment (\$) | Tier #1 & #2 % of Contract Amount | Tier #1 ETD (\$) | Tier #1 ETD % Contract Commitment (\$) | Tier #2 ETD (\$) | Tier #2 ETD % Contract Commitment (\$) | Tier #1 & #2 ETD % of Overall Contract |
| <b>Architect/Engineer</b> |                                      |                            |                                  |                                  |                                       |                                   |                  |                                        |                  |                                        |                                        |
| Catlin Elementary         | The Schemmer Associates Inc.         | \$137,415                  | \$9,619                          | \$0                              | \$9,619                               | 7.00%                             | \$16,511         | 171.65%                                | \$0              | 0.00%                                  | 12.02%                                 |
| Conestoga Elementary      | The Schemmer Associates Inc.         | \$175,166                  | \$12,190                         | \$0                              | \$12,190                              | 6.96%                             | \$16,511         | 135.45%                                | \$0              | 0.00%                                  | 9.43%                                  |
| King Elementary           | The Schemmer Associates Inc.         | \$202,189                  | \$1,553                          | \$0                              | \$1,553                               | 0.77%                             | \$1,553          | 100.00%                                | \$0              | 0.00%                                  | 0.77%                                  |
| Benson High               | Leo A. Daly                          | \$589,025                  | \$4,103                          | \$0                              | \$4,103                               | 0.70%                             | \$0              | 0.00%                                  | \$0              | 0.00%                                  | 0.00%                                  |
| Bryan High                | TACK Architects                      | \$398,000                  | \$0                              | \$0                              | \$0                                   | 0.00%                             | \$0              | 0.00%                                  | \$2,282          | 0.00%                                  | 0.57%                                  |
| Burke High                | KPE Consulting Engineers             | \$371,673                  | \$5,000                          | \$0                              | \$5,000                               | 1.35%                             | \$33,750         | 675.00%                                | \$0              | 0.00%                                  | 9.08%                                  |
| Forest Station Elementary | Kenneth Hahn Architects              | \$1,289,188                | \$0                              | \$130,680                        | \$130,680                             | 10.14%                            | \$0              | 0.00%                                  | \$144,269        | 110.40%                                | 11.19%                                 |
| Buena Vista High          | DLR Group                            | \$5,456,810                | \$161,000                        | \$195,500                        | \$356,500                             | 6.53%                             | \$184,218        | 114.42%                                | \$103,755        | 53.07%                                 | 5.28%                                  |
| Buena Vista High          | DVS Security                         | \$17,669                   | \$0                              | \$0                              | \$0                                   | 0.00%                             | \$0              | 0.00%                                  | \$0              | 0.00%                                  | 0.00%                                  |
| Westview High             | BCDM Architects                      | \$5,966,103                | \$0                              | \$322,000                        | \$322,000                             | 5.40%                             | \$0              | 0.00%                                  | \$308,244        | 95.73%                                 | 5.17%                                  |
| Westview High             | DVS Security                         | \$17,669                   | \$0                              | \$0                              | \$0                                   | 0.00%                             | \$0              | 0.00%                                  | \$0              | 0.00%                                  | 0.00%                                  |
| Transition Program        | Bahr Varmeer Haecker Architects      | \$154,548                  | \$0                              | \$5,406                          | \$5,406                               | 3.50%                             | \$0              | 0.00%                                  | \$4,120          | 76.21%                                 | 2.67%                                  |
| Pinewood Elementary       | Alley-Poyner Macchietto Architecture | \$417,448                  | \$28,361                         | \$2,884                          | \$31,245                              | 7.48%                             | \$26,616         | 93.85%                                 | \$4,500          | 156.03%                                | 7.45%                                  |
| Edison Elementary         | Jackson-Jackson & Associates, Inc.   | \$274,530                  | \$0                              | \$0                              | \$0                                   | 0.00%                             | \$0              | 0.00%                                  | \$0              | 0.00%                                  | 0.00%                                  |
| Highland Elementary       | Leo A. Daly                          | \$387,504                  | \$16,900                         | \$87,880                         | \$104,780                             | 27.04%                            | \$17,100         | 101.18%                                | \$102,768        | 116.94%                                | 30.93%                                 |
| Masters Elementary        | Jackson-Jackson & Associates, Inc.   | \$177,870                  | \$0                              | \$0                              | \$0                                   | 0.00%                             | \$0              | 0.00%                                  | \$0              | 0.00%                                  | 0.00%                                  |



# 2018 Bond Program

Report Date 7/28/2022

## Economic Inclusion Plan & Commitment Monitoring Report

The 15% EI Plan Goal is an overall Bond Program Goal which is applied to all account codes except Land Acquisition and Builders' Risk Insurance

|                                      |                                      | A                          | CONTRACT COMMITMENTS             |                                  |                                       |                                   | EXPENDITURES     |                                        |                  |                                        |                                        |
|--------------------------------------|--------------------------------------|----------------------------|----------------------------------|----------------------------------|---------------------------------------|-----------------------------------|------------------|----------------------------------------|------------------|----------------------------------------|----------------------------------------|
| Bid Package                          | Vendor                               | Total Contract Amount (\$) | B                                | C                                | D=B+C                                 | E=D/A                             | F                | G=F/B                                  | H                | I=H/C                                  | J=(F+H)/A                              |
|                                      |                                      |                            | Tier #1 Contract Commitment (\$) | Tier #2 Contract Commitment (\$) | Tier #1 & #2 Contract Commitment (\$) | Tier #1 & #2 % of Contract Amount | Tier #1 ETD (\$) | Tier #1 ETD % Contract Commitment (\$) | Tier #2 ETD (\$) | Tier #2 ETD % Contract Commitment (\$) | Tier #1 & #2 ETD % of Overall Contract |
| <b>Architect/Engineer</b>            |                                      |                            |                                  |                                  |                                       |                                   |                  |                                        |                  |                                        |                                        |
| Spring Lake Elementary               | The Schemmer Associates Inc.         | \$561,334                  | \$33,200                         | \$29,050                         | \$62,250                              | 11.09%                            | \$10,000         | 30.12%                                 | \$16,500         | 56.80%                                 | 4.72%                                  |
| Lewis & Clark Middle                 | Alley-Poyner Macchietto Architecture | \$851,692                  | \$25,410                         | \$50,820                         | \$76,230                              | 8.95%                             | \$28,644         | 112.73%                                | \$11,813         | 23.24%                                 | 4.75%                                  |
| Central High                         | Alley-Poyner Macchietto Architecture | \$420,500                  | \$0                              | \$72,250                         | \$72,250                              | 17.18%                            | \$0              | 0.00%                                  | \$29,560         | 40.91%                                 | 7.03%                                  |
| Bluestem Middle School               | RDG                                  | \$2,289,500                | \$67,830                         | \$90,440                         | \$158,270                             | 6.91%                             | \$159,122        | 234.59%                                | \$0              | 0.00%                                  | 6.95%                                  |
| Pine Elementary                      | Alvine Engineering                   | (\$61,062)                 | \$0                              | \$0                              | \$0                                   | 0.00%                             | \$0              | 0.00%                                  | \$0              | 0.00%                                  | 0.00%                                  |
| Pine Elementary                      | Jackson-Jackson & Associates, Inc.   | \$1,202,760                | \$0                              | \$132,863                        | \$132,863                             | 11.05%                            | \$0              | 0.00%                                  | \$0              | 0.00%                                  | 0.00%                                  |
| Adams Elementary                     | KPE Consulting Engineers             | \$133,700                  | \$3,850                          | \$7,150                          | \$11,000                              | 8.23%                             | \$11,480         | 298.18%                                | \$13,910         | 194.55%                                | 18.99%                                 |
| Northwest High                       | Jackson-Jackson & Associates, Inc.   | \$507,788                  | \$0                              | \$91,735                         | \$91,735                              | 18.07%                            | \$0              | 0.00%                                  | \$0              | 0.00%                                  | 0.00%                                  |
| Morton Middle                        | Bahr Varmeer Haecker Architects      | \$863,735                  | \$0                              | \$47,469                         | \$47,469                              | 5.50%                             | \$0              | 0.00%                                  | \$0              | 0.00%                                  | 0.00%                                  |
| North High                           | Jackson-Jackson & Associates, Inc.   | \$440,178                  | \$0                              | \$79,400                         | \$79,400                              | 18.04%                            | \$0              | 0.00%                                  | \$0              | 0.00%                                  | 0.00%                                  |
| Blackburn School                     | KPE Consulting Engineers             | \$251,405                  | \$8,050                          | \$14,950                         | \$23,000                              | 9.15%                             | \$19,446         | 241.57%                                | \$26,187         | 175.16%                                | 18.15%                                 |
| South High                           | BCDM Architects                      | \$751,250                  | \$0                              | \$95,215                         | \$95,215                              | 12.67%                            | \$0              | 0.00%                                  | \$81,087         | 85.16%                                 | 10.79%                                 |
| <b>Total For Architect/Engineer:</b> |                                      | <b>\$24,245,586</b>        | <b>\$377,066</b>                 | <b>\$1,455,692</b>               | <b>\$1,832,758</b>                    | <b>7.56%</b>                      | <b>\$529,054</b> | <b>140.31%</b>                         | <b>\$849,430</b> | <b>58.35%</b>                          | <b>5.69%</b>                           |
| <b>Construction</b>                  |                                      |                            |                                  |                                  |                                       |                                   |                  |                                        |                  |                                        |                                        |
| Program Mgmt. & Admin.               | Engineered Controls Inc.             | \$21,854                   | \$0                              | \$0                              | \$0                                   | 0.00%                             | \$0              | 0.00%                                  | \$0              | 0.00%                                  | 0.00%                                  |
| Program Mgmt. & Admin.               | Future Construction Specialties      | \$3,785                    | \$3,785                          | \$0                              | \$3,785                               | 100.00%                           | \$3,785          | 100.00%                                | \$0              | 0.00%                                  | 100.00%                                |
| Program Mgmt. & Admin.               | JW Services                          | \$5,384                    | \$0                              | \$5,384                          | \$5,384                               | 100.00%                           | \$0              | 0.00%                                  | \$5,384          | 100.00%                                | 100.00%                                |



## 2018 Bond Program

Report Date 7/28/2022

### Economic Inclusion Plan & Commitment Monitoring Report

The 15% EI Plan Goal is an overall Bond Program Goal which is applied to all account codes except Land Acquisition and Builders' Risk Insurance

|                      |                              |                            | CONTRACT COMMITMENTS             |                                  |                                       |                                   | EXPENDITURES     |                                        |                  |                                        |                                        |
|----------------------|------------------------------|----------------------------|----------------------------------|----------------------------------|---------------------------------------|-----------------------------------|------------------|----------------------------------------|------------------|----------------------------------------|----------------------------------------|
|                      | A                            |                            | B                                | C                                | D=B+C                                 | E=D/A                             | F                | G=F/B                                  | H                | I=H/C                                  | J=(F+H)/A                              |
| Bid Package          | Vendor                       | Total Contract Amount (\$) | Tier #1 Contract Commitment (\$) | Tier #2 Contract Commitment (\$) | Tier #1 & #2 Contract Commitment (\$) | Tier #1 & #2 % of Contract Amount | Tier #1 ETD (\$) | Tier #1 ETD % Contract Commitment (\$) | Tier #2 ETD (\$) | Tier #2 ETD % Contract Commitment (\$) | Tier #1 & #2 ETD % of Overall Contract |
| Construction         |                              |                            |                                  |                                  |                                       |                                   |                  |                                        |                  |                                        |                                        |
| Catlin Elementary    | American Boiler Company      | \$13,101                   | \$0                              | \$0                              | \$0                                   | 0.00%                             | \$0              | 0.00%                                  | \$0              | 0.00%                                  | 0.00%                                  |
| Catlin Elementary    | Boyd Jones Construction      | \$1,995,423                | \$0                              | \$40,275                         | \$40,275                              | 2.02%                             | \$0              | 0.00%                                  | \$50,190         | 124.62%                                | 2.52%                                  |
| Catlin Elementary    | Engineered Controls Inc.     | \$750                      | \$0                              | \$0                              | \$0                                   | 0.00%                             | \$0              | 0.00%                                  | \$0              | 0.00%                                  | 0.00%                                  |
| Catlin Elementary    | Harold K. Scholz, Co.        | \$800                      | \$0                              | \$0                              | \$0                                   | 0.00%                             | \$0              | 0.00%                                  | \$0              | 0.00%                                  | 0.00%                                  |
| Catlin Elementary    | Jamco Abatement Services     | \$12,200                   | \$0                              | \$12,200                         | \$12,200                              | 100.00%                           | \$0              | 0.00%                                  | \$12,200         | 100.00%                                | 100.00%                                |
| Catlin Elementary    | Jesse L Gibson               | \$2,140                    | \$0                              | \$2,140                          | \$2,140                               | 100.00%                           | \$0              | 0.00%                                  | \$2,140          | 100.00%                                | 100.00%                                |
| Catlin Elementary    | Kellys Carpet                | \$57,122                   | \$0                              | \$0                              | \$0                                   | 0.00%                             | \$0              | 0.00%                                  | \$0              | 0.00%                                  | 0.00%                                  |
| Catlin Elementary    | Prime Communications Inc.    | \$1,389                    | \$0                              | \$0                              | \$0                                   | 0.00%                             | \$0              | 0.00%                                  | \$0              | 0.00%                                  | 0.00%                                  |
| Catlin Elementary    | Siemens                      | \$8,594                    | \$0                              | \$0                              | \$0                                   | 0.00%                             | \$0              | 0.00%                                  | \$0              | 0.00%                                  | 0.00%                                  |
| Conestoga Elementary | Allegiance Restortation, LLC | \$3,000                    | \$0                              | \$0                              | \$0                                   | 0.00%                             | \$0              | 0.00%                                  | \$0              | 0.00%                                  | 0.00%                                  |
| Conestoga Elementary | ASI Signage                  | \$842                      | \$0                              | \$0                              | \$0                                   | 0.00%                             | \$0              | 0.00%                                  | \$0              | 0.00%                                  | 0.00%                                  |
| Conestoga Elementary | Boyd Jones Construction      | \$1,904,607                | \$0                              | \$47,790                         | \$47,790                              | 2.51%                             | \$0              | 0.00%                                  | \$79,465         | 166.28%                                | 4.17%                                  |
| Conestoga Elementary | Buller Fixture Company       | \$30,750                   | \$0                              | \$0                              | \$0                                   | 0.00%                             | \$0              | 0.00%                                  | \$0              | 0.00%                                  | 0.00%                                  |
| Conestoga Elementary | Downs Electric Inc.          | \$6,500                    | \$0                              | \$0                              | \$0                                   | 0.00%                             | \$0              | 0.00%                                  | \$0              | 0.00%                                  | 0.00%                                  |
| Conestoga Elementary | Drexel Mechanical Inc.       | \$2,950                    | \$0                              | \$0                              | \$0                                   | 0.00%                             | \$0              | 0.00%                                  | \$0              | 0.00%                                  | 0.00%                                  |
| Conestoga Elementary | Electronic Sound Inc         | \$4,290                    | \$0                              | \$0                              | \$0                                   | 0.00%                             | \$0              | 0.00%                                  | \$0              | 0.00%                                  | 0.00%                                  |
| Conestoga Elementary | Electronic Sound Inc         | \$1,726                    | \$0                              | \$0                              | \$0                                   | 0.00%                             | \$0              | 0.00%                                  | \$0              | 0.00%                                  | 0.00%                                  |
|                      |                              |                            |                                  |                                  |                                       |                                   |                  |                                        |                  |                                        |                                        |



## 2018 Bond Program

Report Date 7/28/2022

### Economic Inclusion Plan & Commitment Monitoring Report

The 15% EI Plan Goal is an overall Bond Program Goal which is applied to all account codes except Land Acquisition and Builders' Risk Insurance

| A                    |                                  |                            | CONTRACT COMMITMENTS             |                                  |                                       |                                   | EXPENDITURES               |                                        |                            |                                        |                                        |
|----------------------|----------------------------------|----------------------------|----------------------------------|----------------------------------|---------------------------------------|-----------------------------------|----------------------------|----------------------------------------|----------------------------|----------------------------------------|----------------------------------------|
| Bid Package          | Vendor                           | Total Contract Amount (\$) | Tier #1 Contract Commitment (\$) | Tier #2 Contract Commitment (\$) | Tier #1 & #2 Contract Commitment (\$) | Tier #1 & #2 % of Contract Amount | Tier #1 ETD (\$)<br>Amount | Tier #1 ETD % Contract Commitment (\$) | Tier #2 ETD (\$)<br>Amount | Tier #2 ETD % Contract Commitment (\$) | Tier #1 & #2 ETD % of Overall Contract |
| Construction         |                                  |                            |                                  |                                  |                                       |                                   |                            |                                        |                            |                                        |                                        |
| Conestoga Elementary | Elkhorn West Construction, Inc.  | \$188,900                  | \$0                              | \$0                              | \$0                                   | 0.00%                             | \$0                        | 0.00%                                  | \$0                        | 0.00%                                  | 0.00%                                  |
| Conestoga Elementary | Engineered Controls Inc.         | \$750                      | \$0                              | \$0                              | \$0                                   | 0.00%                             | \$0                        | 0.00%                                  | \$0                        | 0.00%                                  | 0.00%                                  |
| Conestoga Elementary | Hillman Home Maintenance         | \$8,243                    | \$0                              | \$0                              | \$0                                   | 0.00%                             | \$0                        | 0.00%                                  | \$0                        | 0.00%                                  | 0.00%                                  |
| Conestoga Elementary | Jamco Abatement Services         | \$10,792                   | \$0                              | \$10,792                         | \$10,792                              | 100.00%                           | \$0                        | 0.00%                                  | \$10,792                   | 100.00%                                | 100.00%                                |
| Conestoga Elementary | Mechanical Systems, Inc.         | \$328                      | \$0                              | \$0                              | \$0                                   | 0.00%                             | \$0                        | 0.00%                                  | \$0                        | 0.00%                                  | 0.00%                                  |
| Conestoga Elementary | Mustang Electric Inc.            | \$1,500                    | \$0                              | \$1,500                          | \$1,500                               | 100.00%                           | \$0                        | 0.00%                                  | \$1,500                    | 100.00%                                | 100.00%                                |
| Conestoga Elementary | Verne Simmonds Company           | \$1,700                    | \$0                              | \$0                              | \$0                                   | 0.00%                             | \$0                        | 0.00%                                  | \$0                        | 0.00%                                  | 0.00%                                  |
| King Elementary      | A United Automatic Doors & Glass | \$6,782                    | \$0                              | \$0                              | \$0                                   | 0.00%                             | \$0                        | 0.00%                                  | \$0                        | 0.00%                                  | 0.00%                                  |
| King Elementary      | Elkhorn West Construction, Inc.  | \$3,497,311                | \$95,650                         | \$28,500                         | \$124,150                             | 3.55%                             | \$84,616                   | 88.46%                                 | \$31,000                   | 108.77%                                | 3.31%                                  |
| King Elementary      | Fisher Fixture Company           | \$31,768                   | \$0                              | \$0                              | \$0                                   | 0.00%                             | \$0                        | 0.00%                                  | \$0                        | 0.00%                                  | 0.00%                                  |
| King Elementary      | Grunwald Mechanical Contractors  | \$510                      | \$0                              | \$0                              | \$0                                   | 0.00%                             | \$0                        | 0.00%                                  | \$0                        | 0.00%                                  | 0.00%                                  |
| King Elementary      | Grunwald Mechanical Contractors  | \$2,428                    | \$0                              | \$0                              | \$0                                   | 0.00%                             | \$0                        | 0.00%                                  | \$0                        | 0.00%                                  | 0.00%                                  |
| King Elementary      | Haddock Education Technologies   | \$1,229                    | \$0                              | \$0                              | \$0                                   | 0.00%                             | \$0                        | 0.00%                                  | \$0                        | 0.00%                                  | 0.00%                                  |
| King Elementary      | Hillyard                         | \$7,865                    | \$0                              | \$0                              | \$0                                   | 0.00%                             | \$0                        | 0.00%                                  | \$0                        | 0.00%                                  | 0.00%                                  |
| King Elementary      | Jamco Abatement Services         | \$32,125                   | \$0                              | \$32,125                         | \$32,125                              | 100.00%                           | \$0                        | 0.00%                                  | \$32,125                   | 100.00%                                | 100.00%                                |
| King Elementary      | Mechanical Systems, Inc.         | \$835                      | \$0                              | \$0                              | \$0                                   | 0.00%                             | \$0                        | 0.00%                                  | \$0                        | 0.00%                                  | 0.00%                                  |
|                      |                                  |                            |                                  |                                  |                                       |                                   |                            |                                        |                            |                                        |                                        |



## 2018 Bond Program

Report Date 7/28/2022

### Economic Inclusion Plan & Commitment Monitoring Report

The 15% EI Plan Goal is an overall Bond Program Goal which is applied to all account codes except Land Acquisition and Builders' Risk Insurance

|                 |                             |                            | CONTRACT COMMITMENTS             |                                  |                                       |                                   | EXPENDITURES               |                                        |                            |                                        |                                        |
|-----------------|-----------------------------|----------------------------|----------------------------------|----------------------------------|---------------------------------------|-----------------------------------|----------------------------|----------------------------------------|----------------------------|----------------------------------------|----------------------------------------|
| A               |                             |                            | B                                | C                                | D=B+C                                 | E=D/A                             | F                          | G=F/B                                  | H                          | I=H/C                                  | J=(F+H)/A                              |
| Bid Package     | Vendor                      | Total Contract Amount (\$) | Tier #1 Contract Commitment (\$) | Tier #2 Contract Commitment (\$) | Tier #1 & #2 Contract Commitment (\$) | Tier #1 & #2 % of Contract Amount | Tier #1 ETD (\$)<br>Amount | Tier #1 ETD % Contract Commitment (\$) | Tier #2 ETD (\$)<br>Amount | Tier #2 ETD % Contract Commitment (\$) | Tier #1 & #2 ETD % of Overall Contract |
| Construction    |                             |                            |                                  |                                  |                                       |                                   |                            |                                        |                            |                                        |                                        |
| King Elementary | Mechanical Systems, Inc.    | \$69,750                   | \$0                              | \$0                              | \$0                                   | 0.00%                             | \$0                        | 0.00%                                  | \$0                        | 0.00%                                  | 0.00%                                  |
| King Elementary | Miller Electric Company     | \$20,751                   | \$0                              | \$0                              | \$0                                   | 0.00%                             | \$0                        | 0.00%                                  | \$0                        | 0.00%                                  | 0.00%                                  |
| King Elementary | Miller Electric Company     | \$1,069                    | \$0                              | \$0                              | \$0                                   | 0.00%                             | \$0                        | 0.00%                                  | \$0                        | 0.00%                                  | 0.00%                                  |
| King Elementary | Omaha Stage Equipment Inc.  | \$3,234                    | \$0                              | \$0                              | \$0                                   | 0.00%                             | \$0                        | 0.00%                                  | \$0                        | 0.00%                                  | 0.00%                                  |
| King Elementary | Prime Communications Inc.   | \$403                      | \$0                              | \$0                              | \$0                                   | 0.00%                             | \$0                        | 0.00%                                  | \$0                        | 0.00%                                  | 0.00%                                  |
| King Elementary | Ready To Kool               | \$2,155                    | \$0                              | \$0                              | \$0                                   | 0.00%                             | \$0                        | 0.00%                                  | \$0                        | 0.00%                                  | 0.00%                                  |
| Benson High     | Hausmann Construction, Inc. | \$7,145,648                | \$357,648                        | \$73,138                         | \$430,786                             | 6.03%                             | \$357,573                  | 99.98%                                 | \$58,070                   | 79.40%                                 | 5.82%                                  |
| Benson High     | Heartland Scenic Studio     | \$1,500                    | \$0                              | \$0                              | \$0                                   | 0.00%                             | \$0                        | 0.00%                                  | \$0                        | 0.00%                                  | 0.00%                                  |
| Benson High     | Jamco Abatement Services    | \$37,690                   | \$0                              | \$37,690                         | \$37,690                              | 100.00%                           | \$0                        | 0.00%                                  | \$37,690                   | 100.00%                                | 100.00%                                |
| Benson High     | Johnson Hardware Company    | \$364                      | \$0                              | \$0                              | \$0                                   | 0.00%                             | \$0                        | 0.00%                                  | \$0                        | 0.00%                                  | 0.00%                                  |
| Bryan High      | Hausmann Construction, Inc. | \$5,158,498                | \$0                              | \$62,500                         | \$62,500                              | 1.21%                             | \$0                        | 0.00%                                  | \$0                        | 0.00%                                  | 0.00%                                  |
| Bryan High      | Heartland Scenic Studio     | \$1,500                    | \$0                              | \$0                              | \$0                                   | 0.00%                             | \$0                        | 0.00%                                  | \$0                        | 0.00%                                  | 0.00%                                  |
| Bryan High      | Jamco Abatement Services    | \$1,350                    | \$0                              | \$1,350                          | \$1,350                               | 100.00%                           | \$0                        | 0.00%                                  | \$1,350                    | 100.00%                                | 100.00%                                |
| Burke High      | Heartland Scenic Studio     | \$1,500                    | \$0                              | \$0                              | \$0                                   | 0.00%                             | \$0                        | 0.00%                                  | \$0                        | 0.00%                                  | 0.00%                                  |
| Burke High      | Jamco Abatement Services    | \$7,819                    | \$0                              | \$7,819                          | \$7,819                               | 100.00%                           | \$0                        | 0.00%                                  | \$7,819                    | 100.00%                                | 100.00%                                |
| Burke High      | Johnson Hardware Company    | \$5,406                    | \$0                              | \$0                              | \$0                                   | 0.00%                             | \$0                        | 0.00%                                  | \$0                        | 0.00%                                  | 0.00%                                  |
|                 |                             |                            |                                  |                                  |                                       |                                   |                            |                                        |                            |                                        |                                        |





## 2018 Bond Program

Report Date 7/28/2022

### Economic Inclusion Plan & Commitment Monitoring Report

The 15% EI Plan Goal is an overall Bond Program Goal which is applied to all account codes except Land Acquisition and Builders' Risk Insurance

|                           |                               |                            | CONTRACT COMMITMENTS             |                                  |                                       |                                   | EXPENDITURES     |                                        |                  |                                        |                                        |
|---------------------------|-------------------------------|----------------------------|----------------------------------|----------------------------------|---------------------------------------|-----------------------------------|------------------|----------------------------------------|------------------|----------------------------------------|----------------------------------------|
|                           | A                             |                            | B                                | C                                | D=B+C                                 | E=D/A                             | F                | G=F/B                                  | H                | I=H/C                                  | J=(F+H)/A                              |
| Bid Package               | Vendor                        | Total Contract Amount (\$) | Tier #1 Contract Commitment (\$) | Tier #2 Contract Commitment (\$) | Tier #1 & #2 Contract Commitment (\$) | Tier #1 & #2 % of Contract Amount | Tier #1 ETD (\$) | Tier #1 ETD % Contract Commitment (\$) | Tier #2 ETD (\$) | Tier #2 ETD % Contract Commitment (\$) | Tier #1 & #2 ETD % of Overall Contract |
| Construction              |                               |                            |                                  |                                  |                                       |                                   |                  |                                        |                  |                                        |                                        |
| Burke High                | Johnson Hardware Company      | \$252                      | \$0                              | \$0                              | \$0                                   | 0.00%                             | \$0              | 0.00%                                  | \$0              | 0.00%                                  | 0.00%                                  |
| Burke High                | Mechanical Systems, Inc.      | \$21,195                   | \$0                              | \$0                              | \$0                                   | 0.00%                             | \$0              | 0.00%                                  | \$0              | 0.00%                                  | 0.00%                                  |
| Burke High                | Prime Communications Inc.     | \$43,578                   | \$0                              | \$0                              | \$0                                   | 0.00%                             | \$0              | 0.00%                                  | \$0              | 0.00%                                  | 0.00%                                  |
| Burke High                | SunCo                         | \$107                      | \$0                              | \$0                              | \$0                                   | 0.00%                             | \$0              | 0.00%                                  | \$0              | 0.00%                                  | 0.00%                                  |
| Burke High                | The Weitz Company             | \$4,742,424                | \$0                              | \$831,107                        | \$831,107                             | 17.52%                            | \$0              | 0.00%                                  | \$838,656        | 100.91%                                | 17.68%                                 |
| Burke High                | Trane                         | \$181,075                  | \$0                              | \$0                              | \$0                                   | 0.00%                             | \$0              | 0.00%                                  | \$0              | 0.00%                                  | 0.00%                                  |
| Burke High                | Trane                         | \$4,270                    | \$0                              | \$0                              | \$0                                   | 0.00%                             | \$0              | 0.00%                                  | \$0              | 0.00%                                  | 0.00%                                  |
| Burke High                | Tred-Mark Communications      | \$11,116                   | \$0                              | \$0                              | \$0                                   | 0.00%                             | \$0              | 0.00%                                  | \$0              | 0.00%                                  | 0.00%                                  |
| Forest Station Elementary | AKRS Equipment Solutions      | \$10,861                   | \$0                              | \$0                              | \$0                                   | 0.00%                             | \$0              | 0.00%                                  | \$0              | 0.00%                                  | 0.00%                                  |
| Forest Station Elementary | All Makes Office Equipment Co | \$178,225                  | \$0                              | \$0                              | \$0                                   | 0.00%                             | \$0              | 0.00%                                  | \$0              | 0.00%                                  | 0.00%                                  |
| Forest Station Elementary | Anixter, Inc.                 | \$11,543                   | \$0                              | \$0                              | \$0                                   | 0.00%                             | \$0              | 0.00%                                  | \$0              | 0.00%                                  | 0.00%                                  |
| Forest Station Elementary | City of Bellevue              | \$64,519                   | \$0                              | \$0                              | \$0                                   | 0.00%                             | \$0              | 0.00%                                  | \$0              | 0.00%                                  | 0.00%                                  |
| Forest Station Elementary | Cox Contracting Co.           | \$813,210                  | \$0                              | \$813,210                        | \$813,210                             | 100.00%                           | \$0              | 0.00%                                  | \$813,210        | 100.00%                                | 100.00%                                |
| Forest Station Elementary | Cox Contracting Co.           | \$600                      | \$0                              | \$600                            | \$600                                 | 100.00%                           | \$0              | 0.00%                                  | \$600            | 100.00%                                | 100.00%                                |
| Forest Station Elementary | Downs Electric Inc.           | \$8,695                    | \$0                              | \$0                              | \$0                                   | 0.00%                             | \$0              | 0.00%                                  | \$0              | 0.00%                                  | 0.00%                                  |
| Forest Station Elementary | Electric Company of Omaha     | \$1,536                    | \$0                              | \$0                              | \$0                                   | 0.00%                             | \$0              | 0.00%                                  | \$0              | 0.00%                                  | 0.00%                                  |
| Forest Station Elementary | Ferbak Inc.                   | \$1,110                    | \$0                              | \$0                              | \$0                                   | 0.00%                             | \$0              | 0.00%                                  | \$0              | 0.00%                                  | 0.00%                                  |



## 2018 Bond Program

Report Date 7/28/2022

### Economic Inclusion Plan & Commitment Monitoring Report

The 15% EI Plan Goal is an overall Bond Program Goal which is applied to all account codes except Land Acquisition and Builders' Risk Insurance

| A                         |                                |                            | CONTRACT COMMITMENTS             |                                  |                                       |                                   | EXPENDITURES               |                                        |                            |                                        |                                        |
|---------------------------|--------------------------------|----------------------------|----------------------------------|----------------------------------|---------------------------------------|-----------------------------------|----------------------------|----------------------------------------|----------------------------|----------------------------------------|----------------------------------------|
| Bid Package               | Vendor                         | Total Contract Amount (\$) | Tier #1 Contract Commitment (\$) | Tier #2 Contract Commitment (\$) | Tier #1 & #2 Contract Commitment (\$) | Tier #1 & #2 % of Contract Amount | Tier #1 ETD (\$)<br>Amount | Tier #1 ETD % Contract Commitment (\$) | Tier #2 ETD (\$)<br>Amount | Tier #2 ETD % Contract Commitment (\$) | Tier #1 & #2 ETD % of Overall Contract |
| Construction              |                                |                            |                                  |                                  |                                       |                                   |                            |                                        |                            |                                        |                                        |
| Forest Station Elementary | Fun & Function                 | \$172                      | \$0                              | \$0                              | \$0                                   | 0.00%                             | \$0                        | 0.00%                                  | \$0                        | 0.00%                                  | 0.00%                                  |
| Forest Station Elementary | Grainger                       | \$4,247                    | \$0                              | \$0                              | \$0                                   | 0.00%                             | \$0                        | 0.00%                                  | \$0                        | 0.00%                                  | 0.00%                                  |
| Forest Station Elementary | Haddock Education Technologies | \$115,465                  | \$0                              | \$0                              | \$0                                   | 0.00%                             | \$0                        | 0.00%                                  | \$0                        | 0.00%                                  | 0.00%                                  |
| Forest Station Elementary | Hausmann Construction, Inc.    | \$18,437,264               | \$0                              | \$912,038                        | \$912,038                             | 4.95%                             | \$0                        | 0.00%                                  | \$984,559                  | 107.95%                                | 5.34%                                  |
| Forest Station Elementary | J&R Mechanical, Inc.           | \$42,123                   | \$0                              | \$0                              | \$0                                   | 0.00%                             | \$0                        | 0.00%                                  | \$0                        | 0.00%                                  | 0.00%                                  |
| Forest Station Elementary | Jamco Abatement Services       | \$103,673                  | \$0                              | \$103,673                        | \$103,673                             | 100.00%                           | \$0                        | 0.00%                                  | \$103,673                  | 100.00%                                | 100.00%                                |
| Forest Station Elementary | Jensen Garden Inc              | \$9,068                    | \$0                              | \$9,068                          | \$9,068                               | 100.00%                           | \$0                        | 0.00%                                  | \$9,068                    | 100.00%                                | 100.00%                                |
| Forest Station Elementary | Johnson Hardware Company       | \$2,605                    | \$0                              | \$0                              | \$0                                   | 0.00%                             | \$0                        | 0.00%                                  | \$0                        | 0.00%                                  | 0.00%                                  |
| Forest Station Elementary | Kansas City Audio Visual Inc.  | \$22,801                   | \$0                              | \$0                              | \$0                                   | 0.00%                             | \$0                        | 0.00%                                  | \$0                        | 0.00%                                  | 0.00%                                  |
| Forest Station Elementary | Keitzer Manufacturing USA      | \$1,826                    | \$0                              | \$0                              | \$0                                   | 0.00%                             | \$0                        | 0.00%                                  | \$0                        | 0.00%                                  | 0.00%                                  |
| Forest Station Elementary | Kholls Pharmacy & Homecare     | \$3,300                    | \$0                              | \$0                              | \$0                                   | 0.00%                             | \$0                        | 0.00%                                  | \$0                        | 0.00%                                  | 0.00%                                  |
| Forest Station Elementary | Krueger International          | \$353                      | \$0                              | \$0                              | \$0                                   | 0.00%                             | \$0                        | 0.00%                                  | \$0                        | 0.00%                                  | 0.00%                                  |
| Forest Station Elementary | Mid States School Equipment Co | \$19,075                   | \$0                              | \$0                              | \$0                                   | 0.00%                             | \$0                        | 0.00%                                  | \$0                        | 0.00%                                  | 0.00%                                  |
| Forest Station Elementary | Midwest Storage Solutions      | \$703                      | \$0                              | \$0                              | \$0                                   | 0.00%                             | \$0                        | 0.00%                                  | \$0                        | 0.00%                                  | 0.00%                                  |
| Forest Station Elementary | Outback Fence Co.              | \$28,375                   | \$0                              | \$0                              | \$0                                   | 0.00%                             | \$0                        | 0.00%                                  | \$0                        | 0.00%                                  | 0.00%                                  |
| Forest Station Elementary | Prime Communications Inc.      | \$4,600                    | \$0                              | \$0                              | \$0                                   | 0.00%                             | \$0                        | 0.00%                                  | \$0                        | 0.00%                                  | 0.00%                                  |



## 2018 Bond Program

Report Date 7/28/2022

### Economic Inclusion Plan & Commitment Monitoring Report

The 15% EI Plan Goal is an overall Bond Program Goal which is applied to all account codes except Land Acquisition and Builders' Risk Insurance

| A                         |                                   |                            | CONTRACT COMMITMENTS             |                                  |                                       |                                   | EXPENDITURES               |                                        |                            |                                        |                                        |
|---------------------------|-----------------------------------|----------------------------|----------------------------------|----------------------------------|---------------------------------------|-----------------------------------|----------------------------|----------------------------------------|----------------------------|----------------------------------------|----------------------------------------|
| B                         | C                                 | D=B+C                      | E=D/A                            | F                                | G=F/B                                 | H                                 | I=H/C                      | J=(F+H)/A                              |                            |                                        |                                        |
| Bid Package               | Vendor                            | Total Contract Amount (\$) | Tier #1 Contract Commitment (\$) | Tier #2 Contract Commitment (\$) | Tier #1 & #2 Contract Commitment (\$) | Tier #1 & #2 % of Contract Amount | Tier #1 ETD (\$)<br>Amount | Tier #1 ETD % Contract Commitment (\$) | Tier #2 ETD (\$)<br>Amount | Tier #2 ETD % Contract Commitment (\$) | Tier #1 & #2 ETD % of Overall Contract |
| Construction              |                                   |                            |                                  |                                  |                                       |                                   |                            |                                        |                            |                                        |                                        |
| Forest Station Elementary | School Health Corporation         | \$1,289                    | \$0                              | \$0                              | \$0                                   | 0.00%                             | \$0                        | 0.00%                                  | \$0                        | 0.00%                                  | 0.00%                                  |
| Forest Station Elementary | Sheppards Business Interiors      | \$174,527                  | \$0                              | \$0                              | \$0                                   | 0.00%                             | \$0                        | 0.00%                                  | \$0                        | 0.00%                                  | 0.00%                                  |
| Forest Station Elementary | Sirius Computer Solutions         | \$252,937                  | \$0                              | \$0                              | \$0                                   | 0.00%                             | \$0                        | 0.00%                                  | \$0                        | 0.00%                                  | 0.00%                                  |
| Forest Station Elementary | Speedpro Imaging                  | \$30,214                   | \$0                              | \$30,214                         | \$30,214                              | 100.00%                           | \$0                        | 0.00%                                  | \$0                        | 0.00%                                  | 0.00%                                  |
| Forest Station Elementary | Striv AV, LLC                     | \$2,910                    | \$0                              | \$0                              | \$0                                   | 0.00%                             | \$0                        | 0.00%                                  | \$0                        | 0.00%                                  | 0.00%                                  |
| Forest Station Elementary | Ty's Outdoor Power & Service Inc. | \$472                      | \$0                              | \$0                              | \$0                                   | 0.00%                             | \$0                        | 0.00%                                  | \$0                        | 0.00%                                  | 0.00%                                  |
| Forest Station Elementary | Virco Inc                         | \$73,151                   | \$0                              | \$0                              | \$0                                   | 0.00%                             | \$0                        | 0.00%                                  | \$0                        | 0.00%                                  | 0.00%                                  |
| Forest Station Elementary | Water Engineering Inc.            | \$10,623                   | \$0                              | \$0                              | \$0                                   | 0.00%                             | \$0                        | 0.00%                                  | \$0                        | 0.00%                                  | 0.00%                                  |
| Forest Station Elementary | Window Optics LLC                 | \$5,126                    | \$0                              | \$0                              | \$0                                   | 0.00%                             | \$0                        | 0.00%                                  | \$0                        | 0.00%                                  | 0.00%                                  |
| Forest Station Elementary | Y&S Technologies Inc.             | \$11,058                   | \$0                              | \$0                              | \$0                                   | 0.00%                             | \$0                        | 0.00%                                  | \$0                        | 0.00%                                  | 0.00%                                  |
| Buena Vista High          | Advanced Office Interiors         | \$6,411                    | \$0                              | \$0                              | \$0                                   | 0.00%                             | \$0                        | 0.00%                                  | \$0                        | 0.00%                                  | 0.00%                                  |
| Buena Vista High          | AKRS Equipment Solutions          | \$18,833                   | \$0                              | \$0                              | \$0                                   | 0.00%                             | \$0                        | 0.00%                                  | \$0                        | 0.00%                                  | 0.00%                                  |
| Buena Vista High          | All Makes Office Equipment Co     | \$327,419                  | \$0                              | \$0                              | \$0                                   | 0.00%                             | \$0                        | 0.00%                                  | \$0                        | 0.00%                                  | 0.00%                                  |
| Buena Vista High          | American Fence Company            | \$5,669                    | \$0                              | \$0                              | \$0                                   | 0.00%                             | \$0                        | 0.00%                                  | \$0                        | 0.00%                                  | 0.00%                                  |
| Buena Vista High          | Anixter, Inc.                     | \$38,021                   | \$0                              | \$0                              | \$0                                   | 0.00%                             | \$0                        | 0.00%                                  | \$0                        | 0.00%                                  | 0.00%                                  |
| Buena Vista High          | Bockmann Inc                      | \$870,000                  | \$0                              | \$0                              | \$0                                   | 0.00%                             | \$0                        | 0.00%                                  | \$0                        | 0.00%                                  | 0.00%                                  |
| Buena Vista High          | CCS Presentation Systems          | \$6,847                    | \$0                              | \$0                              | \$0                                   | 0.00%                             | \$0                        | 0.00%                                  | \$0                        | 0.00%                                  | 0.00%                                  |



## 2018 Bond Program

Report Date 7/28/2022

### Economic Inclusion Plan & Commitment Monitoring Report

The 15% EI Plan Goal is an overall Bond Program Goal which is applied to all account codes except Land Acquisition and Builders' Risk Insurance

| A                |                                   |                            | CONTRACT COMMITMENTS             |                                  |                                       |                                   | EXPENDITURES     |                                        |                  |                                        |                                        |
|------------------|-----------------------------------|----------------------------|----------------------------------|----------------------------------|---------------------------------------|-----------------------------------|------------------|----------------------------------------|------------------|----------------------------------------|----------------------------------------|
| Bid Package      | Vendor                            | Total Contract Amount (\$) | Tier #1 Contract Commitment (\$) | Tier #2 Contract Commitment (\$) | Tier #1 & #2 Contract Commitment (\$) | Tier #1 & #2 % of Contract Amount | Tier #1 ETD (\$) | Tier #1 ETD % Contract Commitment (\$) | Tier #2 ETD (\$) | Tier #2 ETD % Contract Commitment (\$) | Tier #1 & #2 ETD % of Overall Contract |
| Construction     |                                   |                            |                                  |                                  |                                       |                                   |                  |                                        |                  |                                        |                                        |
| Buena Vista High | City of Omaha Public Works        | \$2,978,935                | \$0                              | \$0                              | \$0                                   | 0.00%                             | \$0              | 0.00%                                  | \$0              | 0.00%                                  | 0.00%                                  |
| Buena Vista High | Demco Inc.                        | \$383                      | \$0                              | \$0                              | \$0                                   | 0.00%                             | \$0              | 0.00%                                  | \$0              | 0.00%                                  | 0.00%                                  |
| Buena Vista High | Duet Resource Group               | \$20,512                   | \$0                              | \$0                              | \$0                                   | 0.00%                             | \$0              | 0.00%                                  | \$0              | 0.00%                                  | 0.00%                                  |
| Buena Vista High | Electric Company of Omaha         | \$2,560                    | \$0                              | \$0                              | \$0                                   | 0.00%                             | \$0              | 0.00%                                  | \$0              | 0.00%                                  | 0.00%                                  |
| Buena Vista High | Ferbak Inc.                       | \$4,900                    | \$0                              | \$0                              | \$0                                   | 0.00%                             | \$0              | 0.00%                                  | \$0              | 0.00%                                  | 0.00%                                  |
| Buena Vista High | Grainger                          | \$43,018                   | \$0                              | \$0                              | \$0                                   | 0.00%                             | \$0              | 0.00%                                  | \$0              | 0.00%                                  | 0.00%                                  |
| Buena Vista High | Haddock Education Technologies    | \$6,598                    | \$0                              | \$0                              | \$0                                   | 0.00%                             | \$0              | 0.00%                                  | \$0              | 0.00%                                  | 0.00%                                  |
| Buena Vista High | Jamco Abatement Services          | \$20,700                   | \$0                              | \$20,700                         | \$20,700                              | 100.00%                           | \$0              | 0.00%                                  | \$20,700         | 100.00%                                | 100.00%                                |
| Buena Vista High | Kansas City Audio Visual Inc.     | \$17,636                   | \$0                              | \$0                              | \$0                                   | 0.00%                             | \$0              | 0.00%                                  | \$0              | 0.00%                                  | 0.00%                                  |
| Buena Vista High | Keitzer Manufacturing USA         | \$3,745                    | \$0                              | \$0                              | \$0                                   | 0.00%                             | \$0              | 0.00%                                  | \$0              | 0.00%                                  | 0.00%                                  |
| Buena Vista High | Kholls Pharmacy & Homecare        | \$3,300                    | \$0                              | \$0                              | \$0                                   | 0.00%                             | \$0              | 0.00%                                  | \$0              | 0.00%                                  | 0.00%                                  |
| Buena Vista High | Krueger International             | \$169,892                  | \$0                              | \$0                              | \$0                                   | 0.00%                             | \$0              | 0.00%                                  | \$0              | 0.00%                                  | 0.00%                                  |
| Buena Vista High | Lakeshore Learning Materials      | \$3,716                    | \$0                              | \$0                              | \$0                                   | 0.00%                             | \$0              | 0.00%                                  | \$0              | 0.00%                                  | 0.00%                                  |
| Buena Vista High | Lifestyle Window Coverings        | \$33,008                   | \$0                              | \$33,008                         | \$33,008                              | 100.00%                           | \$0              | 0.00%                                  | \$0              | 0.00%                                  | 0.00%                                  |
| Buena Vista High | McCarthy Building Companies, Inc. | \$81,248,064               | \$4,557,103                      | \$6,984,816                      | \$11,541,919                          | 14.21%                            | \$5,691,112      | 124.88%                                | \$7,213,140      | 103.27%                                | 15.88%                                 |
|                  |                                   |                            |                                  |                                  |                                       |                                   |                  |                                        |                  |                                        |                                        |



## 2018 Bond Program

Report Date 7/28/2022

### Economic Inclusion Plan & Commitment Monitoring Report

The 15% EI Plan Goal is an overall Bond Program Goal which is applied to all account codes except Land Acquisition and Builders' Risk Insurance

|                     |                                   | A                          | CONTRACT COMMITMENTS             |                                  |                                       |                                   | EXPENDITURES     |                                        |                  |                                        |                                        |
|---------------------|-----------------------------------|----------------------------|----------------------------------|----------------------------------|---------------------------------------|-----------------------------------|------------------|----------------------------------------|------------------|----------------------------------------|----------------------------------------|
| Bid Package         | Vendor                            |                            | B                                | C                                | D=B+C                                 | E=D/A                             | F                | G=F/B                                  | H                | I=H/C                                  | J=(F+H)/A                              |
|                     |                                   | Total Contract Amount (\$) | Tier #1 Contract Commitment (\$) | Tier #2 Contract Commitment (\$) | Tier #1 & #2 Contract Commitment (\$) | Tier #1 & #2 % of Contract Amount | Tier #1 ETD (\$) | Tier #1 ETD % Contract Commitment (\$) | Tier #2 ETD (\$) | Tier #2 ETD % Contract Commitment (\$) | Tier #1 & #2 ETD % of Overall Contract |
| <b>Construction</b> |                                   |                            |                                  |                                  |                                       |                                   |                  |                                        |                  |                                        |                                        |
| Buena Vista High    | Mid States School Equipment Co    | \$82,160                   | \$0                              | \$0                              | \$0                                   | 0.00%                             | \$0              | 0.00%                                  | \$0              | 0.00%                                  | 0.00%                                  |
| Buena Vista High    | Midwest Storage Solutions         | \$4,450                    | \$0                              | \$0                              | \$0                                   | 0.00%                             | \$0              | 0.00%                                  | \$0              | 0.00%                                  | 0.00%                                  |
| Buena Vista High    | Prime Communications Inc.         | \$16,700                   | \$0                              | \$0                              | \$0                                   | 0.00%                             | \$0              | 0.00%                                  | \$0              | 0.00%                                  | 0.00%                                  |
| Buena Vista High    | School Health Corporation         | \$2,579                    | \$0                              | \$0                              | \$0                                   | 0.00%                             | \$0              | 0.00%                                  | \$0              | 0.00%                                  | 0.00%                                  |
| Buena Vista High    | Sheppards Business Interiors      | \$919,009                  | \$0                              | \$0                              | \$0                                   | 0.00%                             | \$0              | 0.00%                                  | \$0              | 0.00%                                  | 0.00%                                  |
| Buena Vista High    | Sheppards Business Interiors      | \$9,819                    | \$0                              | \$0                              | \$0                                   | 0.00%                             | \$0              | 0.00%                                  | \$0              | 0.00%                                  | 0.00%                                  |
| Buena Vista High    | Sirius Computer Solutions         | \$759,270                  | \$0                              | \$0                              | \$0                                   | 0.00%                             | \$0              | 0.00%                                  | \$0              | 0.00%                                  | 0.00%                                  |
| Buena Vista High    | Storage & Design Group            | \$1,613                    | \$0                              | \$0                              | \$0                                   | 0.00%                             | \$0              | 0.00%                                  | \$0              | 0.00%                                  | 0.00%                                  |
| Buena Vista High    | Striv AV, LLC                     | \$55,800                   | \$0                              | \$0                              | \$0                                   | 0.00%                             | \$0              | 0.00%                                  | \$0              | 0.00%                                  | 0.00%                                  |
| Buena Vista High    | Ty's Outdoor Power & Service Inc. | \$472                      | \$0                              | \$0                              | \$0                                   | 0.00%                             | \$0              | 0.00%                                  | \$0              | 0.00%                                  | 0.00%                                  |
| Buena Vista High    | Vernon Library Supplies           | \$5,491                    | \$0                              | \$0                              | \$0                                   | 0.00%                             | \$0              | 0.00%                                  | \$0              | 0.00%                                  | 0.00%                                  |
| Buena Vista High    | Virco Inc                         | \$2,299                    | \$0                              | \$0                              | \$0                                   | 0.00%                             | \$0              | 0.00%                                  | \$0              | 0.00%                                  | 0.00%                                  |
| Buena Vista High    | Water Engineering Inc.            | \$650                      | \$0                              | \$0                              | \$0                                   | 0.00%                             | \$0              | 0.00%                                  | \$0              | 0.00%                                  | 0.00%                                  |
| Buena Vista High    | Wenger                            | \$4,170                    | \$0                              | \$0                              | \$0                                   | 0.00%                             | \$0              | 0.00%                                  | \$0              | 0.00%                                  | 0.00%                                  |
| Buena Vista High    | Y&S Technologies Inc.             | \$582                      | \$0                              | \$0                              | \$0                                   | 0.00%                             | \$0              | 0.00%                                  | \$0              | 0.00%                                  | 0.00%                                  |
| Westview High       | AKRS Equipment Solutions          | \$39,923                   | \$0                              | \$0                              | \$0                                   | 0.00%                             | \$0              | 0.00%                                  | \$0              | 0.00%                                  | 0.00%                                  |



# 2018 Bond Program

Report Date 7/28/2022

## Economic Inclusion Plan & Commitment Monitoring Report

The 15% EI Plan Goal is an overall Bond Program Goal which is applied to all account codes except Land Acquisition and Builders' Risk Insurance

| A             |                                |                            | CONTRACT COMMITMENTS             |                                  |                                       |                                   | EXPENDITURES               |                                        |                            |                                        |                                        |
|---------------|--------------------------------|----------------------------|----------------------------------|----------------------------------|---------------------------------------|-----------------------------------|----------------------------|----------------------------------------|----------------------------|----------------------------------------|----------------------------------------|
| B             | C                              | D=B+C                      | E=D/A                            | F                                | G=F/B                                 | H                                 | I=H/C                      | J=(F+H)/A                              |                            |                                        |                                        |
| Bid Package   | Vendor                         | Total Contract Amount (\$) | Tier #1 Contract Commitment (\$) | Tier #2 Contract Commitment (\$) | Tier #1 & #2 Contract Commitment (\$) | Tier #1 & #2 % of Contract Amount | Tier #1 ETD (\$)<br>Amount | Tier #1 ETD % Contract Commitment (\$) | Tier #2 ETD (\$)<br>Amount | Tier #2 ETD % Contract Commitment (\$) | Tier #1 & #2 ETD % of Overall Contract |
| Construction  |                                |                            |                                  |                                  |                                       |                                   |                            |                                        |                            |                                        |                                        |
| Westview High | All Makes Office Equipment Co  | \$352,763                  | \$0                              | \$0                              | \$0                                   | 0.00%                             | \$0                        | 0.00%                                  | \$0                        | 0.00%                                  | 0.00%                                  |
| Westview High | Anixter, Inc.                  | \$24,219                   | \$0                              | \$0                              | \$0                                   | 0.00%                             | \$0                        | 0.00%                                  | \$0                        | 0.00%                                  | 0.00%                                  |
| Westview High | CCS Presentation Systems       | \$6,847                    | \$0                              | \$0                              | \$0                                   | 0.00%                             | \$0                        | 0.00%                                  | \$0                        | 0.00%                                  | 0.00%                                  |
| Westview High | City of Omaha Planning         | \$438,640                  | \$0                              | \$0                              | \$0                                   | 0.00%                             | \$0                        | 0.00%                                  | \$0                        | 0.00%                                  | 0.00%                                  |
| Westview High | Demco Inc.                     | \$383                      | \$0                              | \$0                              | \$0                                   | 0.00%                             | \$0                        | 0.00%                                  | \$0                        | 0.00%                                  | 0.00%                                  |
| Westview High | Douglas County Treasurer       | \$50,000                   | \$0                              | \$0                              | \$0                                   | 0.00%                             | \$0                        | 0.00%                                  | \$0                        | 0.00%                                  | 0.00%                                  |
| Westview High | Duet Resource Group            | \$20,508                   | \$0                              | \$0                              | \$0                                   | 0.00%                             | \$0                        | 0.00%                                  | \$0                        | 0.00%                                  | 0.00%                                  |
| Westview High | Ferbak Inc.                    | \$4,900                    | \$0                              | \$0                              | \$0                                   | 0.00%                             | \$0                        | 0.00%                                  | \$0                        | 0.00%                                  | 0.00%                                  |
| Westview High | Fun & Function                 | \$172                      | \$0                              | \$0                              | \$0                                   | 0.00%                             | \$0                        | 0.00%                                  | \$0                        | 0.00%                                  | 0.00%                                  |
| Westview High | Grainger                       | \$34,642                   | \$0                              | \$0                              | \$0                                   | 0.00%                             | \$0                        | 0.00%                                  | \$0                        | 0.00%                                  | 0.00%                                  |
| Westview High | Haddock Education Technologies | \$6,598                    | \$0                              | \$0                              | \$0                                   | 0.00%                             | \$0                        | 0.00%                                  | \$0                        | 0.00%                                  | 0.00%                                  |
| Westview High | ieDesign, LLC                  | \$489                      | \$0                              | \$489                            | \$489                                 | 100.00%                           | \$0                        | 0.00%                                  | \$0                        | 0.00%                                  | 0.00%                                  |
| Westview High | Kansas City Audio Visual Inc.  | \$17,636                   | \$0                              | \$0                              | \$0                                   | 0.00%                             | \$0                        | 0.00%                                  | \$0                        | 0.00%                                  | 0.00%                                  |
| Westview High | Keitzer Manufacturing USA      | \$3,745                    | \$0                              | \$0                              | \$0                                   | 0.00%                             | \$0                        | 0.00%                                  | \$0                        | 0.00%                                  | 0.00%                                  |
| Westview High | Kholls Pharmacy & Homecare     | \$3,300                    | \$0                              | \$0                              | \$0                                   | 0.00%                             | \$0                        | 0.00%                                  | \$0                        | 0.00%                                  | 0.00%                                  |
| Westview High | Krueger International          | \$196,511                  | \$0                              | \$0                              | \$0                                   | 0.00%                             | \$0                        | 0.00%                                  | \$0                        | 0.00%                                  | 0.00%                                  |
| Westview High | Lakeshore Learning Materials   | \$929                      | \$0                              | \$0                              | \$0                                   | 0.00%                             | \$0                        | 0.00%                                  | \$0                        | 0.00%                                  | 0.00%                                  |



## 2018 Bond Program

Report Date 7/28/2022

### Economic Inclusion Plan & Commitment Monitoring Report

The 15% EI Plan Goal is an overall Bond Program Goal which is applied to all account codes except Land Acquisition and Builders' Risk Insurance

|                     |                                   | A                          | CONTRACT COMMITMENTS             |                                  |                                       |                                   | EXPENDITURES     |                                        |                  |                                        |                                        |
|---------------------|-----------------------------------|----------------------------|----------------------------------|----------------------------------|---------------------------------------|-----------------------------------|------------------|----------------------------------------|------------------|----------------------------------------|----------------------------------------|
| Bid Package         | Vendor                            |                            | B                                | C                                | D=B+C                                 | E=D/A                             | F                | G=F/B                                  | H                | I=H/C                                  | J=(F+H)/A                              |
|                     |                                   | Total Contract Amount (\$) | Tier #1 Contract Commitment (\$) | Tier #2 Contract Commitment (\$) | Tier #1 & #2 Contract Commitment (\$) | Tier #1 & #2 % of Contract Amount | Tier #1 ETD (\$) | Tier #1 ETD % Contract Commitment (\$) | Tier #2 ETD (\$) | Tier #2 ETD % Contract Commitment (\$) | Tier #1 & #2 ETD % of Overall Contract |
| <b>Construction</b> |                                   |                            |                                  |                                  |                                       |                                   |                  |                                        |                  |                                        |                                        |
| Westview High       | Metropolitan Utilities District   | \$140,000                  | \$0                              | \$0                              | \$0                                   | 0.00%                             | \$0              | 0.00%                                  | \$0              | 0.00%                                  | 0.00%                                  |
| Westview High       | Mid States School Equipment Co    | \$82,160                   | \$0                              | \$0                              | \$0                                   | 0.00%                             | \$0              | 0.00%                                  | \$0              | 0.00%                                  | 0.00%                                  |
| Westview High       | Midwest Storage Solutions         | \$4,450                    | \$0                              | \$0                              | \$0                                   | 0.00%                             | \$0              | 0.00%                                  | \$0              | 0.00%                                  | 0.00%                                  |
| Westview High       | Prime Communications Inc.         | \$20,128                   | \$0                              | \$0                              | \$0                                   | 0.00%                             | \$0              | 0.00%                                  | \$0              | 0.00%                                  | 0.00%                                  |
| Westview High       | Sampson Construction              | \$80,008,261               | \$2,345,490                      | \$3,824,794                      | \$6,170,284                           | 7.71%                             | \$2,602,156      | 110.94%                                | \$1,980,329      | 51.78%                                 | 5.73%                                  |
| Westview High       | School Health Corporation         | \$1,934                    | \$0                              | \$0                              | \$0                                   | 0.00%                             | \$0              | 0.00%                                  | \$0              | 0.00%                                  | 0.00%                                  |
| Westview High       | Sheppards Business Interiors      | \$900,778                  | \$0                              | \$0                              | \$0                                   | 0.00%                             | \$0              | 0.00%                                  | \$0              | 0.00%                                  | 0.00%                                  |
| Westview High       | Sirius Computer Solutions         | \$628,751                  | \$0                              | \$0                              | \$0                                   | 0.00%                             | \$0              | 0.00%                                  | \$0              | 0.00%                                  | 0.00%                                  |
| Westview High       | Speedpro Imaging                  | \$22,615                   | \$0                              | \$22,615                         | \$22,615                              | 100.00%                           | \$0              | 0.00%                                  | \$0              | 0.00%                                  | 0.00%                                  |
| Westview High       | Storage & Design Group            | \$1,613                    | \$0                              | \$0                              | \$0                                   | 0.00%                             | \$0              | 0.00%                                  | \$0              | 0.00%                                  | 0.00%                                  |
| Westview High       | Striv AV, LLC                     | \$54,870                   | \$0                              | \$0                              | \$0                                   | 0.00%                             | \$0              | 0.00%                                  | \$0              | 0.00%                                  | 0.00%                                  |
| Westview High       | Ty's Outdoor Power & Service Inc. | \$472                      | \$0                              | \$0                              | \$0                                   | 0.00%                             | \$0              | 0.00%                                  | \$0              | 0.00%                                  | 0.00%                                  |
| Westview High       | Vernon Library Supplies           | \$5,491                    | \$0                              | \$0                              | \$0                                   | 0.00%                             | \$0              | 0.00%                                  | \$0              | 0.00%                                  | 0.00%                                  |
| Westview High       | Virco Inc                         | \$2,299                    | \$0                              | \$0                              | \$0                                   | 0.00%                             | \$0              | 0.00%                                  | \$0              | 0.00%                                  | 0.00%                                  |
| Westview High       | Wenger                            | \$2,160                    | \$0                              | \$0                              | \$0                                   | 0.00%                             | \$0              | 0.00%                                  | \$0              | 0.00%                                  | 0.00%                                  |
| Westview High       | Y&S Technologies Inc.             | \$582                      | \$0                              | \$0                              | \$0                                   | 0.00%                             | \$0              | 0.00%                                  | \$0              | 0.00%                                  | 0.00%                                  |



# 2018 Bond Program

Report Date 7/28/2022

## Economic Inclusion Plan & Commitment Monitoring Report

The 15% EI Plan Goal is an overall Bond Program Goal which is applied to all account codes except Land Acquisition and Builders' Risk Insurance

|                     |                                  |                            | CONTRACT COMMITMENTS             |                                  |                                       |                                   | EXPENDITURES               |                                        |                            |                                        |                                        |
|---------------------|----------------------------------|----------------------------|----------------------------------|----------------------------------|---------------------------------------|-----------------------------------|----------------------------|----------------------------------------|----------------------------|----------------------------------------|----------------------------------------|
| A                   |                                  |                            | B                                | C                                | D=B+C                                 | E=D/A                             | F                          | G=F/B                                  | H                          | I=H/C                                  | J=(F+H)/A                              |
| Bid Package         | Vendor                           | Total Contract Amount (\$) | Tier #1 Contract Commitment (\$) | Tier #2 Contract Commitment (\$) | Tier #1 & #2 Contract Commitment (\$) | Tier #1 & #2 % of Contract Amount | Tier #1 ETD (\$)<br>Amount | Tier #1 ETD % Contract Commitment (\$) | Tier #2 ETD (\$)<br>Amount | Tier #2 ETD % Contract Commitment (\$) | Tier #1 & #2 ETD % of Overall Contract |
| Construction        |                                  |                            |                                  |                                  |                                       |                                   |                            |                                        |                            |                                        |                                        |
| Transition Program  | A United Automatic Doors & Glass | \$5,265                    | \$0                              | \$0                              | \$0                                   | 0.00%                             | \$0                        | 0.00%                                  | \$0                        | 0.00%                                  | 0.00%                                  |
| Transition Program  | Allegiance Restortation, LLC     | \$9,426                    | \$0                              | \$0                              | \$0                                   | 0.00%                             | \$0                        | 0.00%                                  | \$0                        | 0.00%                                  | 0.00%                                  |
| Transition Program  | Binyard Specialty Cleaning       | \$1,176                    | \$1,176                          | \$0                              | \$1,176                               | 100.00%                           | \$1,176                    | 100.00%                                | \$0                        | 0.00%                                  | 100.00%                                |
| Transition Program  | GovConnection, Inc.              | \$1,498                    | \$0                              | \$0                              | \$0                                   | 0.00%                             | \$0                        | 0.00%                                  | \$0                        | 0.00%                                  | 0.00%                                  |
| Transition Program  | Hillyard                         | \$7,554                    | \$0                              | \$0                              | \$0                                   | 0.00%                             | \$0                        | 0.00%                                  | \$0                        | 0.00%                                  | 0.00%                                  |
| Transition Program  | KE Flex Contracting              | \$1,690                    | \$0                              | \$0                              | \$0                                   | 0.00%                             | \$0                        | 0.00%                                  | \$0                        | 0.00%                                  | 0.00%                                  |
| Transition Program  | Midwest DCM                      | \$2,042,526                | \$0                              | \$0                              | \$0                                   | 0.00%                             | \$0                        | 0.00%                                  | \$0                        | 0.00%                                  | 0.00%                                  |
| Transition Program  | Nebraska Furniture Mart          | \$1,824                    | \$0                              | \$0                              | \$0                                   | 0.00%                             | \$0                        | 0.00%                                  | \$0                        | 0.00%                                  | 0.00%                                  |
| Transition Program  | Nebraska Furniture Mart          | \$3,197                    | \$0                              | \$0                              | \$0                                   | 0.00%                             | \$0                        | 0.00%                                  | \$0                        | 0.00%                                  | 0.00%                                  |
| Transition Program  | Prime Communications Inc.        | \$4,718                    | \$0                              | \$0                              | \$0                                   | 0.00%                             | \$0                        | 0.00%                                  | \$0                        | 0.00%                                  | 0.00%                                  |
| Transition Program  | Sirius Computer Solutions        | \$61,520                   | \$0                              | \$0                              | \$0                                   | 0.00%                             | \$0                        | 0.00%                                  | \$0                        | 0.00%                                  | 0.00%                                  |
| Transition Program  | Sirius Computer Solutions        | \$1,725                    | \$0                              | \$0                              | \$0                                   | 0.00%                             | \$0                        | 0.00%                                  | \$0                        | 0.00%                                  | 0.00%                                  |
| Pinewood Elementary | All Makes Office Equipment Co    | \$17,064                   | \$0                              | \$0                              | \$0                                   | 0.00%                             | \$0                        | 0.00%                                  | \$0                        | 0.00%                                  | 0.00%                                  |
| Pinewood Elementary | Centaur Electric Inc.            | \$9,790                    | \$0                              | \$0                              | \$0                                   | 0.00%                             | \$0                        | 0.00%                                  | \$0                        | 0.00%                                  | 0.00%                                  |
| Pinewood Elementary | Christopherson Plumbing, LLC     | \$3,520                    | \$0                              | \$3,520                          | \$3,520                               | 100.00%                           | \$0                        | 0.00%                                  | \$3,520                    | 100.00%                                | 100.00%                                |
| Pinewood Elementary | Commercial Flooring Systems Inc  | \$32,480                   | \$0                              | \$0                              | \$0                                   | 0.00%                             | \$0                        | 0.00%                                  | \$0                        | 0.00%                                  | 0.00%                                  |
|                     |                                  |                            |                                  |                                  |                                       |                                   |                            |                                        |                            |                                        |                                        |





## 2018 Bond Program

Report Date 7/28/2022

### Economic Inclusion Plan & Commitment Monitoring Report

The 15% EI Plan Goal is an overall Bond Program Goal which is applied to all account codes except Land Acquisition and Builders' Risk Insurance

| A                   |                                 |                            | CONTRACT COMMITMENTS             |                                  |                                       |                                   | EXPENDITURES               |                                        |                            |                                        |                                        |
|---------------------|---------------------------------|----------------------------|----------------------------------|----------------------------------|---------------------------------------|-----------------------------------|----------------------------|----------------------------------------|----------------------------|----------------------------------------|----------------------------------------|
| B                   | C                               | D=B+C                      | E=D/A                            | F                                | G=F/B                                 | H                                 | I=H/C                      | J=(F+H)/A                              |                            |                                        |                                        |
| Bid Package         | Vendor                          | Total Contract Amount (\$) | Tier #1 Contract Commitment (\$) | Tier #2 Contract Commitment (\$) | Tier #1 & #2 Contract Commitment (\$) | Tier #1 & #2 % of Contract Amount | Tier #1 ETD (\$)<br>Amount | Tier #1 ETD % Contract Commitment (\$) | Tier #2 ETD (\$)<br>Amount | Tier #2 ETD % Contract Commitment (\$) | Tier #1 & #2 ETD % of Overall Contract |
| Construction        |                                 |                            |                                  |                                  |                                       |                                   |                            |                                        |                            |                                        |                                        |
| Pinewood Elementary | Future Construction Specialties | \$24,642                   | \$24,642                         | \$0                              | \$24,642                              | 100.00%                           | \$24,642                   | 100.00%                                | \$0                        | 0.00%                                  | 100.00%                                |
| Pinewood Elementary | Grunwald Mechanical Contractors | \$15,021                   | \$0                              | \$0                              | \$0                                   | 0.00%                             | \$0                        | 0.00%                                  | \$0                        | 0.00%                                  | 0.00%                                  |
| Pinewood Elementary | Hillyard                        | \$7,100                    | \$0                              | \$0                              | \$0                                   | 0.00%                             | \$0                        | 0.00%                                  | \$0                        | 0.00%                                  | 0.00%                                  |
| Pinewood Elementary | Independent Roofing Company     | \$547                      | \$0                              | \$0                              | \$0                                   | 0.00%                             | \$0                        | 0.00%                                  | \$0                        | 0.00%                                  | 0.00%                                  |
| Pinewood Elementary | Jamco Abatement Services        | \$15,230                   | \$0                              | \$15,230                         | \$15,230                              | 100.00%                           | \$0                        | 0.00%                                  | \$15,230                   | 100.00%                                | 100.00%                                |
| Pinewood Elementary | Johnson Controls                | \$12,985                   | \$0                              | \$0                              | \$0                                   | 0.00%                             | \$0                        | 0.00%                                  | \$0                        | 0.00%                                  | 0.00%                                  |
| Pinewood Elementary | Johnson Hardware Company        | \$2,582                    | \$0                              | \$0                              | \$0                                   | 0.00%                             | \$0                        | 0.00%                                  | \$0                        | 0.00%                                  | 0.00%                                  |
| Pinewood Elementary | Ken & Associates                | \$300                      | \$300                            | \$0                              | \$300                                 | 100.00%                           | \$300                      | 100.00%                                | \$0                        | 0.00%                                  | 100.00%                                |
| Pinewood Elementary | Meco-Henne Contracting, Inc.    | \$4,641,892                | \$0                              | \$289,000                        | \$289,000                             | 6.23%                             | \$25,428                   | 0.00%                                  | \$322,018                  | 111.42%                                | 7.49%                                  |
| Pinewood Elementary | Metropolitan Utilities District | \$8,195                    | \$0                              | \$0                              | \$0                                   | 0.00%                             | \$0                        | 0.00%                                  | \$0                        | 0.00%                                  | 0.00%                                  |
| Pinewood Elementary | Omaha Wholesale Hardware        | \$1,932                    | \$0                              | \$0                              | \$0                                   | 0.00%                             | \$0                        | 0.00%                                  | \$0                        | 0.00%                                  | 0.00%                                  |
| Pinewood Elementary | Porter Trustin Carlson Company  | \$7,600                    | \$0                              | \$0                              | \$0                                   | 0.00%                             | \$0                        | 0.00%                                  | \$0                        | 0.00%                                  | 0.00%                                  |
| Pinewood Elementary | Prime Communications Inc.       | \$5,984                    | \$0                              | \$0                              | \$0                                   | 0.00%                             | \$0                        | 0.00%                                  | \$0                        | 0.00%                                  | 0.00%                                  |
| Pinewood Elementary | Revolution Wraps                | \$9,841                    | \$0                              | \$0                              | \$0                                   | 0.00%                             | \$0                        | 0.00%                                  | \$0                        | 0.00%                                  | 0.00%                                  |
| Pinewood Elementary | River City Barricade Company    | \$175                      | \$0                              | \$0                              | \$0                                   | 0.00%                             | \$0                        | 0.00%                                  | \$0                        | 0.00%                                  | 0.00%                                  |
| Pinewood Elementary | SportsCon LLC                   | \$14,318                   | \$0                              | \$0                              | \$0                                   | 0.00%                             | \$0                        | 0.00%                                  | \$0                        | 0.00%                                  | 0.00%                                  |



## 2018 Bond Program

Report Date 7/28/2022

### Economic Inclusion Plan & Commitment Monitoring Report

The 15% EI Plan Goal is an overall Bond Program Goal which is applied to all account codes except Land Acquisition and Builders' Risk Insurance

|                     |                                      | A                          | CONTRACT COMMITMENTS             |                                  |                                       |                                   | EXPENDITURES               |                                        |                            |                                        |                                        |
|---------------------|--------------------------------------|----------------------------|----------------------------------|----------------------------------|---------------------------------------|-----------------------------------|----------------------------|----------------------------------------|----------------------------|----------------------------------------|----------------------------------------|
| Bid Package         | Vendor                               |                            | B                                | C                                | D=B+C                                 | E=D/A                             | F                          | G=F/B                                  | H                          | I=H/C                                  | J=(F+H)/A                              |
|                     |                                      | Total Contract Amount (\$) | Tier #1 Contract Commitment (\$) | Tier #2 Contract Commitment (\$) | Tier #1 & #2 Contract Commitment (\$) | Tier #1 & #2 % of Contract Amount | Tier #1 ETD (\$)<br>Amount | Tier #1 ETD % Contract Commitment (\$) | Tier #2 ETD (\$)<br>Amount | Tier #2 ETD % Contract Commitment (\$) | Tier #1 & #2 ETD % of Overall Contract |
| Construction        |                                      |                            |                                  |                                  |                                       |                                   |                            |                                        |                            |                                        |                                        |
| Pinewood Elementary | Virco Inc                            | \$44,061                   | \$0                              | \$0                              | \$0                                   | 0.00%                             | \$0                        | 0.00%                                  | \$0                        | 0.00%                                  | 0.00%                                  |
| Pinewood Elementary | Xtreme Heating & Cooling             | \$4,667                    | \$0                              | \$0                              | \$0                                   | 0.00%                             | \$0                        | 0.00%                                  | \$0                        | 0.00%                                  | 0.00%                                  |
| Edison Elementary   | Allegiance Restortation, LLC         | \$3,000                    | \$0                              | \$0                              | \$0                                   | 0.00%                             | \$0                        | 0.00%                                  | \$0                        | 0.00%                                  | 0.00%                                  |
| Edison Elementary   | Amazon Business Service              | \$723                      | \$0                              | \$0                              | \$0                                   | 0.00%                             | \$0                        | 0.00%                                  | \$0                        | 0.00%                                  | 0.00%                                  |
| Edison Elementary   | Boyd Jones Construction              | \$3,588,891                | \$0                              | \$500,357                        | \$500,357                             | 13.94%                            | \$0                        | 0.00%                                  | \$571,065                  | 114.13%                                | 15.91%                                 |
| Edison Elementary   | Buller Fixture Company               | \$30,750                   | \$0                              | \$0                              | \$0                                   | 0.00%                             | \$0                        | 0.00%                                  | \$0                        | 0.00%                                  | 0.00%                                  |
| Edison Elementary   | Drexel Mechanical Inc.               | \$2,450                    | \$0                              | \$0                              | \$0                                   | 0.00%                             | \$0                        | 0.00%                                  | \$0                        | 0.00%                                  | 0.00%                                  |
| Edison Elementary   | Engineered Controls Inc.             | \$2,021                    | \$0                              | \$0                              | \$0                                   | 0.00%                             | \$0                        | 0.00%                                  | \$0                        | 0.00%                                  | 0.00%                                  |
| Edison Elementary   | Jamco Abatement Services             | \$51,750                   | \$0                              | \$51,750                         | \$51,750                              | 100.00%                           | \$0                        | 0.00%                                  | \$51,750                   | 100.00%                                | 100.00%                                |
| Edison Elementary   | JW Services                          | \$4,698                    | \$0                              | \$0                              | \$0                                   | 0.00%                             | \$0                        | 0.00%                                  | \$0                        | 0.00%                                  | 0.00%                                  |
| Edison Elementary   | Lifestyle Window Coverings           | \$8,369                    | \$0                              | \$8,369                          | \$8,369                               | 100.00%                           | \$0                        | 0.00%                                  | \$8,369                    | 100.00%                                | 100.00%                                |
| Edison Elementary   | Mechanical Systems, Inc.             | \$328                      | \$0                              | \$0                              | \$0                                   | 0.00%                             | \$0                        | 0.00%                                  | \$0                        | 0.00%                                  | 0.00%                                  |
| Edison Elementary   | Mustang Electric Inc.                | \$1,500                    | \$0                              | \$1,500                          | \$1,500                               | 100.00%                           | \$0                        | 0.00%                                  | \$1,500                    | 100.00%                                | 100.00%                                |
| Edison Elementary   | Omaha Wholesale Hardware             | \$708                      | \$0                              | \$0                              | \$0                                   | 0.00%                             | \$0                        | 0.00%                                  | \$0                        | 0.00%                                  | 0.00%                                  |
| Edison Elementary   | Prime Communications Inc.            | \$6,057                    | \$0                              | \$0                              | \$0                                   | 0.00%                             | \$0                        | 0.00%                                  | \$0                        | 0.00%                                  | 0.00%                                  |
| Edison Elementary   | Specialized Air & Hydronic Balancing | \$1,980                    | \$0                              | \$0                              | \$0                                   | 0.00%                             | \$0                        | 0.00%                                  | \$0                        | 0.00%                                  | 0.00%                                  |
| Edison Elementary   | Window Optics LLC                    | \$2,747                    | \$0                              | \$0                              | \$0                                   | 0.00%                             | \$0                        | 0.00%                                  | \$0                        | 0.00%                                  | 0.00%                                  |



## 2018 Bond Program

Report Date 7/28/2022

### Economic Inclusion Plan & Commitment Monitoring Report

The 15% EI Plan Goal is an overall Bond Program Goal which is applied to all account codes except Land Acquisition and Builders' Risk Insurance

|                     |                                  |                            | CONTRACT COMMITMENTS             |                                  |                                       |                                   | EXPENDITURES               |                                        |                            |                                        |                                        |
|---------------------|----------------------------------|----------------------------|----------------------------------|----------------------------------|---------------------------------------|-----------------------------------|----------------------------|----------------------------------------|----------------------------|----------------------------------------|----------------------------------------|
|                     |                                  | A                          | B                                | C                                | D=B+C                                 | E=D/A                             | F                          | G=F/B                                  | H                          | I=H/C                                  | J=(F+H)/A                              |
| Bid Package         | Vendor                           | Total Contract Amount (\$) | Tier #1 Contract Commitment (\$) | Tier #2 Contract Commitment (\$) | Tier #1 & #2 Contract Commitment (\$) | Tier #1 & #2 % of Contract Amount | Tier #1 ETD (\$)<br>Amount | Tier #1 ETD % Contract Commitment (\$) | Tier #2 ETD (\$)<br>Amount | Tier #2 ETD % Contract Commitment (\$) | Tier #1 & #2 ETD % of Overall Contract |
| Construction        |                                  |                            |                                  |                                  |                                       |                                   |                            |                                        |                            |                                        |                                        |
|                     |                                  |                            |                                  |                                  |                                       |                                   |                            |                                        |                            |                                        |                                        |
| Edison Elementary   | Winn Construction Company        | \$34,516                   | \$0                              | \$0                              | \$0                                   | 0.00%                             | \$0                        | 0.00%                                  | \$0                        | 0.00%                                  | 0.00%                                  |
| Highland Elementary | A United Automatic Doors & Glass | \$8,276                    | \$0                              | \$0                              | \$0                                   | 0.00%                             | \$0                        | 0.00%                                  | \$0                        | 0.00%                                  | 0.00%                                  |
| Highland Elementary | Anixter, Inc.                    | \$1,668                    | \$0                              | \$0                              | \$0                                   | 0.00%                             | \$0                        | 0.00%                                  | \$0                        | 0.00%                                  | 0.00%                                  |
| Highland Elementary | ASI Signage                      | \$3,065                    | \$0                              | \$0                              | \$0                                   | 0.00%                             | \$0                        | 0.00%                                  | \$0                        | 0.00%                                  | 0.00%                                  |
| Highland Elementary | Downs Electric Inc.              | \$6,899                    | \$0                              | \$0                              | \$0                                   | 0.00%                             | \$0                        | 0.00%                                  | \$0                        | 0.00%                                  | 0.00%                                  |
| Highland Elementary | Downs Electric Inc.              | \$4,050                    | \$0                              | \$0                              | \$0                                   | 0.00%                             | \$0                        | 0.00%                                  | \$0                        | 0.00%                                  | 0.00%                                  |
| Highland Elementary | Echo                             | \$136                      | \$0                              | \$0                              | \$0                                   | 0.00%                             | \$0                        | 0.00%                                  | \$0                        | 0.00%                                  | 0.00%                                  |
| Highland Elementary | Future Construction Specialties  | \$19,117                   | \$19,117                         | \$0                              | \$19,117                              | 100.00%                           | \$0                        | 0.00%                                  | \$0                        | 0.00%                                  | 0.00%                                  |
| Highland Elementary | Hausmann Construction, Inc.      | \$5,561,480                | \$70,600                         | \$536,190                        | \$606,790                             | 10.91%                            | \$308,210                  | 436.56%                                | \$255,450                  | 47.64%                                 | 10.14%                                 |
| Highland Elementary | Jamco Abatement Services         | \$9,760                    | \$0                              | \$9,760                          | \$9,760                               | 100.00%                           | \$0                        | 0.00%                                  | \$9,760                    | 100.00%                                | 100.00%                                |
| Highland Elementary | Prime Communications Inc.        | \$9,280                    | \$0                              | \$0                              | \$0                                   | 0.00%                             | \$0                        | 0.00%                                  | \$0                        | 0.00%                                  | 0.00%                                  |
| Highland Elementary | Sirius Computer Solutions        | \$17,973                   | \$0                              | \$0                              | \$0                                   | 0.00%                             | \$0                        | 0.00%                                  | \$0                        | 0.00%                                  | 0.00%                                  |
| Highland Elementary | Window Optics LLC                | \$6,401                    | \$0                              | \$0                              | \$0                                   | 0.00%                             | \$0                        | 0.00%                                  | \$0                        | 0.00%                                  | 0.00%                                  |
| Masters Elementary  | American Trailer & Storage Inc.  | \$3,947                    | \$0                              | \$0                              | \$0                                   | 0.00%                             | \$0                        | 0.00%                                  | \$0                        | 0.00%                                  | 0.00%                                  |
| Masters Elementary  | Anderson Excavating Co.          | \$13,920                   | \$0                              | \$0                              | \$0                                   | 0.00%                             | \$0                        | 0.00%                                  | \$0                        | 0.00%                                  | 0.00%                                  |
| Masters Elementary  | Boyd Jones Construction          | \$2,148,544                | \$0                              | \$342,444                        | \$342,444                             | 15.94%                            | \$0                        | 0.00%                                  | \$357,648                  | 104.44%                                | 16.65%                                 |
|                     |                                  |                            |                                  |                                  |                                       |                                   |                            |                                        |                            |                                        |                                        |



# 2018 Bond Program

Report Date 7/28/2022

## Economic Inclusion Plan & Commitment Monitoring Report

The 15% EI Plan Goal is an overall Bond Program Goal which is applied to all account codes except Land Acquisition and Builders' Risk Insurance

| A                      |                                 |                            | CONTRACT COMMITMENTS             |                                  |                                       |                                   | EXPENDITURES               |                                        |                            |                                        |                                        |
|------------------------|---------------------------------|----------------------------|----------------------------------|----------------------------------|---------------------------------------|-----------------------------------|----------------------------|----------------------------------------|----------------------------|----------------------------------------|----------------------------------------|
| B                      | C                               | D=B+C                      | E=D/A                            | F                                | G=F/B                                 | H                                 | I=H/C                      | J=(F+H)/A                              |                            |                                        |                                        |
| Bid Package            | Vendor                          | Total Contract Amount (\$) | Tier #1 Contract Commitment (\$) | Tier #2 Contract Commitment (\$) | Tier #1 & #2 Contract Commitment (\$) | Tier #1 & #2 % of Contract Amount | Tier #1 ETD (\$)<br>Amount | Tier #1 ETD % Contract Commitment (\$) | Tier #2 ETD (\$)<br>Amount | Tier #2 ETD % Contract Commitment (\$) | Tier #1 & #2 ETD % of Overall Contract |
| Construction           |                                 |                            |                                  |                                  |                                       |                                   |                            |                                        |                            |                                        |                                        |
| Masters Elementary     | Electronic Sound Inc            | \$1,680                    | \$0                              | \$0                              | \$0                                   | 0.00%                             | \$0                        | 0.00%                                  | \$0                        | 0.00%                                  | 0.00%                                  |
| Masters Elementary     | Electronic Sound Inc            | \$1,644                    | \$0                              | \$0                              | \$0                                   | 0.00%                             | \$0                        | 0.00%                                  | \$0                        | 0.00%                                  | 0.00%                                  |
| Masters Elementary     | Electronic Sound Inc            | \$540                      | \$0                              | \$0                              | \$0                                   | 0.00%                             | \$0                        | 0.00%                                  | \$0                        | 0.00%                                  | 0.00%                                  |
| Masters Elementary     | Jamco Abatement Services        | \$17,600                   | \$0                              | \$17,600                         | \$17,600                              | 100.00%                           | \$0                        | 0.00%                                  | \$17,600                   | 100.00%                                | 100.00%                                |
| Masters Elementary     | Omaha Stage Equipment Inc.      | \$9,638                    | \$0                              | \$0                              | \$0                                   | 0.00%                             | \$0                        | 0.00%                                  | \$0                        | 0.00%                                  | 0.00%                                  |
| Masters Elementary     | Palmer Hamilton LLC             | \$23,907                   | \$0                              | \$0                              | \$0                                   | 0.00%                             | \$0                        | 0.00%                                  | \$0                        | 0.00%                                  | 0.00%                                  |
| Spring Lake Elementary | Hausmann Construction, Inc.     | \$6,400,114                | \$402,313                        | \$63,337                         | \$465,650                             | 7.28%                             | \$437,772                  | 108.81%                                | \$65,875                   | 104.01%                                | 7.87%                                  |
| Spring Lake Elementary | McKinnis Inc.                   | \$473,000                  | \$0                              | \$0                              | \$0                                   | 0.00%                             | \$0                        | 0.00%                                  | \$0                        | 0.00%                                  | 0.00%                                  |
| Lewis & Clark Middle   | All Makes Office Equipment Co   | \$22,941                   | \$0                              | \$0                              | \$0                                   | 0.00%                             | \$0                        | 0.00%                                  | \$0                        | 0.00%                                  | 0.00%                                  |
| Lewis & Clark Middle   | Allegiance Restortation, LLC    | \$2,658                    | \$0                              | \$0                              | \$0                                   | 0.00%                             | \$0                        | 0.00%                                  | \$0                        | 0.00%                                  | 0.00%                                  |
| Lewis & Clark Middle   | Anixter, Inc.                   | \$4,173                    | \$0                              | \$0                              | \$0                                   | 0.00%                             | \$0                        | 0.00%                                  | \$0                        | 0.00%                                  | 0.00%                                  |
| Lewis & Clark Middle   | Electronic Sound Inc            | \$627                      | \$0                              | \$0                              | \$0                                   | 0.00%                             | \$0                        | 0.00%                                  | \$0                        | 0.00%                                  | 0.00%                                  |
| Lewis & Clark Middle   | Grunwald Mechanical Contractors | \$17,700                   | \$0                              | \$0                              | \$0                                   | 0.00%                             | \$0                        | 0.00%                                  | \$0                        | 0.00%                                  | 0.00%                                  |
| Lewis & Clark Middle   | Jamco Abatement Services        | \$9,900                    | \$0                              | \$9,900                          | \$9,900                               | 100.00%                           | \$0                        | 0.00%                                  | \$9,900                    | 100.00%                                | 100.00%                                |
| Lewis & Clark Middle   | Jesse L Gibson                  | \$575                      | \$0                              | \$575                            | \$575                                 | 100.00%                           | \$0                        | 0.00%                                  | \$575                      | 100.00%                                | 100.00%                                |
| Lewis & Clark Middle   | Kellys Carpet                   | \$1,289                    | \$0                              | \$0                              | \$0                                   | 0.00%                             | \$0                        | 0.00%                                  | \$0                        | 0.00%                                  | 0.00%                                  |
| Lewis & Clark Middle   | Mid-Plains Insulation           | \$1,465                    | \$0                              | \$0                              | \$0                                   | 0.00%                             | \$0                        | 0.00%                                  | \$0                        | 0.00%                                  | 0.00%                                  |



# 2018 Bond Program

Report Date 7/28/2022

## Economic Inclusion Plan & Commitment Monitoring Report

The 15% EI Plan Goal is an overall Bond Program Goal which is applied to all account codes except Land Acquisition and Builders' Risk Insurance

| A                      |                                 |                            | CONTRACT COMMITMENTS             |                                  |                                       |                                   | EXPENDITURES           |                                        |                         |                                        |                                        |
|------------------------|---------------------------------|----------------------------|----------------------------------|----------------------------------|---------------------------------------|-----------------------------------|------------------------|----------------------------------------|-------------------------|----------------------------------------|----------------------------------------|
| Bid Package            | Vendor                          | Total Contract Amount (\$) | Tier #1 Contract Commitment (\$) | Tier #2 Contract Commitment (\$) | Tier #1 & #2 Contract Commitment (\$) | Tier #1 & #2 % of Contract Amount | Tier #1 ETD (\$)Amount | Tier #1 ETD % Contract Commitment (\$) | Tier #2 ETD (\$) Amount | Tier #2 ETD % Contract Commitment (\$) | Tier #1 & #2 ETD % of Overall Contract |
| Construction           |                                 |                            |                                  |                                  |                                       |                                   |                        |                                        |                         |                                        |                                        |
| Lewis & Clark Middle   | Miller Electric Company         | \$1,778                    | \$0                              | \$0                              | \$0                                   | 0.00%                             | \$0                    | 0.00%                                  | \$0                     | 0.00%                                  | 0.00%                                  |
| Lewis & Clark Middle   | Revolution Wraps                | \$11,010                   | \$0                              | \$0                              | \$0                                   | 0.00%                             | \$0                    | 0.00%                                  | \$0                     | 0.00%                                  | 0.00%                                  |
| Lewis & Clark Middle   | Sirius Computer Solutions       | \$61,359                   | \$0                              | \$0                              | \$0                                   | 0.00%                             | \$0                    | 0.00%                                  | \$0                     | 0.00%                                  | 0.00%                                  |
| Lewis & Clark Middle   | Vrana Construction              | \$11,333,130               | \$98,780                         | \$133,138                        | \$231,918                             | 2.05%                             | \$111,040              | 112.41%                                | \$160,150               | 120.29%                                | 2.39%                                  |
| Lewis & Clark Middle   | Water Engineering Inc.          | \$8,572                    | \$0                              | \$0                              | \$0                                   | 0.00%                             | \$0                    | 0.00%                                  | \$0                     | 0.00%                                  | 0.00%                                  |
| Central High           | Future Construction Specialties | \$5,474                    | \$5,474                          | \$0                              | \$5,474                               | 100.00%                           | \$5,474                | 100.00%                                | \$0                     | 0.00%                                  | 100.00%                                |
| Central High           | Mechanical Systems, Inc.        | \$891                      | \$0                              | \$0                              | \$0                                   | 0.00%                             | \$0                    | 0.00%                                  | \$0                     | 0.00%                                  | 0.00%                                  |
| Central High           | The Weitz Company               | \$5,333,102                | \$440,856                        | \$720,081                        | \$1,160,937                           | 21.77%                            | \$385,898              | 87.53%                                 | \$271,041               | 37.64%                                 | 12.32%                                 |
| Bluestem Middle School | AKRS Equipment Solutions        | \$15,574                   | \$0                              | \$0                              | \$0                                   | 0.00%                             | \$0                    | 0.00%                                  | \$0                     | 0.00%                                  | 0.00%                                  |
| Bluestem Middle School | All Makes Office Equipment Co   | \$243,311                  | \$0                              | \$0                              | \$0                                   | 0.00%                             | \$0                    | 0.00%                                  | \$0                     | 0.00%                                  | 0.00%                                  |
| Bluestem Middle School | Anixter, Inc.                   | \$19,607                   | \$0                              | \$0                              | \$0                                   | 0.00%                             | \$0                    | 0.00%                                  | \$0                     | 0.00%                                  | 0.00%                                  |
| Bluestem Middle School | Demco Inc.                      | \$383                      | \$0                              | \$0                              | \$0                                   | 0.00%                             | \$0                    | 0.00%                                  | \$0                     | 0.00%                                  | 0.00%                                  |
| Bluestem Middle School | Duet Resource Group             | \$12,815                   | \$0                              | \$0                              | \$0                                   | 0.00%                             | \$0                    | 0.00%                                  | \$0                     | 0.00%                                  | 0.00%                                  |
| Bluestem Middle School | Ferbak Inc.                     | \$22,310                   | \$0                              | \$0                              | \$0                                   | 0.00%                             | \$0                    | 0.00%                                  | \$0                     | 0.00%                                  | 0.00%                                  |
| Bluestem Middle School | Fun & Function                  | \$172                      | \$0                              | \$0                              | \$0                                   | 0.00%                             | \$0                    | 0.00%                                  | \$0                     | 0.00%                                  | 0.00%                                  |
| Bluestem Middle School | Grainger                        | \$11,483                   | \$0                              | \$0                              | \$0                                   | 0.00%                             | \$0                    | 0.00%                                  | \$0                     | 0.00%                                  | 0.00%                                  |
| Bluestem Middle School | Haddock Education Technologies  | \$3,299                    | \$0                              | \$0                              | \$0                                   | 0.00%                             | \$0                    | 0.00%                                  | \$0                     | 0.00%                                  | 0.00%                                  |



# 2018 Bond Program

Report Date 7/28/2022

## Economic Inclusion Plan & Commitment Monitoring Report

The 15% EI Plan Goal is an overall Bond Program Goal which is applied to all account codes except Land Acquisition and Builders' Risk Insurance

| A                      |                                   |                            | CONTRACT COMMITMENTS             |                                  |                                       |                                   | EXPENDITURES               |                                        |                            |                                        |                                        |
|------------------------|-----------------------------------|----------------------------|----------------------------------|----------------------------------|---------------------------------------|-----------------------------------|----------------------------|----------------------------------------|----------------------------|----------------------------------------|----------------------------------------|
| B                      | C                                 | D=B+C                      | E=D/A                            | F                                | G=F/B                                 | H                                 | I=H/C                      | J=(F+H)/A                              |                            |                                        |                                        |
| Bid Package            | Vendor                            | Total Contract Amount (\$) | Tier #1 Contract Commitment (\$) | Tier #2 Contract Commitment (\$) | Tier #1 & #2 Contract Commitment (\$) | Tier #1 & #2 % of Contract Amount | Tier #1 ETD (\$)<br>Amount | Tier #1 ETD % Contract Commitment (\$) | Tier #2 ETD (\$)<br>Amount | Tier #2 ETD % Contract Commitment (\$) | Tier #1 & #2 ETD % of Overall Contract |
| Construction           |                                   |                            |                                  |                                  |                                       |                                   |                            |                                        |                            |                                        |                                        |
| Bluestem Middle School | Kansas City Audio Visual Inc.     | \$651                      | \$0                              | \$0                              | \$0                                   | 0.00%                             | \$0                        | 0.00%                                  | \$0                        | 0.00%                                  | 0.00%                                  |
| Bluestem Middle School | Keitzer Manufacturing USA         | \$1,896                    | \$0                              | \$0                              | \$0                                   | 0.00%                             | \$0                        | 0.00%                                  | \$0                        | 0.00%                                  | 0.00%                                  |
| Bluestem Middle School | Kholls Pharmacy & Homecare        | \$3,300                    | \$0                              | \$0                              | \$0                                   | 0.00%                             | \$0                        | 0.00%                                  | \$0                        | 0.00%                                  | 0.00%                                  |
| Bluestem Middle School | Krueger International             | \$31,512                   | \$0                              | \$0                              | \$0                                   | 0.00%                             | \$0                        | 0.00%                                  | \$0                        | 0.00%                                  | 0.00%                                  |
| Bluestem Middle School | McCarthy Building Companies, Inc. | \$43,416,847               | \$2,626,098                      | \$2,056,569                      | \$4,682,667                           | 10.79%                            | \$1,496,409                | 56.98%                                 | \$1,240,103                | 60.30%                                 | 6.30%                                  |
| Bluestem Middle School | Mid States School Equipment Co    | \$73,080                   | \$0                              | \$0                              | \$0                                   | 0.00%                             | \$0                        | 0.00%                                  | \$0                        | 0.00%                                  | 0.00%                                  |
| Bluestem Middle School | Prime Communications Inc.         | \$8,707                    | \$0                              | \$0                              | \$0                                   | 0.00%                             | \$0                        | 0.00%                                  | \$0                        | 0.00%                                  | 0.00%                                  |
| Bluestem Middle School | Sheppards Business Interiors      | \$302,258                  | \$0                              | \$0                              | \$0                                   | 0.00%                             | \$0                        | 0.00%                                  | \$0                        | 0.00%                                  | 0.00%                                  |
| Bluestem Middle School | Sirius Computer Solutions         | \$450,271                  | \$0                              | \$0                              | \$0                                   | 0.00%                             | \$0                        | 0.00%                                  | \$0                        | 0.00%                                  | 0.00%                                  |
| Bluestem Middle School | Striv AV, LLC                     | \$63,525                   | \$0                              | \$0                              | \$0                                   | 0.00%                             | \$0                        | 0.00%                                  | \$0                        | 0.00%                                  | 0.00%                                  |
| Bluestem Middle School | Ty's Outdoor Power & Service Inc. | \$472                      | \$0                              | \$0                              | \$0                                   | 0.00%                             | \$0                        | 0.00%                                  | \$0                        | 0.00%                                  | 0.00%                                  |
| Bluestem Middle School | Vernon Library Supplies           | \$5,463                    | \$0                              | \$0                              | \$0                                   | 0.00%                             | \$0                        | 0.00%                                  | \$0                        | 0.00%                                  | 0.00%                                  |
| Bluestem Middle School | Virco Inc                         | \$1,337                    | \$0                              | \$0                              | \$0                                   | 0.00%                             | \$0                        | 0.00%                                  | \$0                        | 0.00%                                  | 0.00%                                  |
| Bluestem Middle School | Y&S Technologies Inc.             | \$291                      | \$0                              | \$0                              | \$0                                   | 0.00%                             | \$0                        | 0.00%                                  | \$0                        | 0.00%                                  | 0.00%                                  |
| Pine Elementary        | AKRS Equipment Solutions          | \$10,861                   | \$0                              | \$0                              | \$0                                   | 0.00%                             | \$0                        | 0.00%                                  | \$0                        | 0.00%                                  | 0.00%                                  |
|                        |                                   |                            |                                  |                                  |                                       |                                   |                            |                                        |                            |                                        |                                        |



# 2018 Bond Program

Report Date 7/28/2022

## Economic Inclusion Plan & Commitment Monitoring Report

The 15% EI Plan Goal is an overall Bond Program Goal which is applied to all account codes except Land Acquisition and Builders' Risk Insurance

| A               |                                |                            | CONTRACT COMMITMENTS             |                                  |                                       |                                   | EXPENDITURES               |                                        |                            |                                        |                                        |
|-----------------|--------------------------------|----------------------------|----------------------------------|----------------------------------|---------------------------------------|-----------------------------------|----------------------------|----------------------------------------|----------------------------|----------------------------------------|----------------------------------------|
| B               | C                              | D=B+C                      | E=D/A                            | F                                | G=F/B                                 | H                                 | I=H/C                      | J=(F+H)/A                              |                            |                                        |                                        |
| Bid Package     | Vendor                         | Total Contract Amount (\$) | Tier #1 Contract Commitment (\$) | Tier #2 Contract Commitment (\$) | Tier #1 & #2 Contract Commitment (\$) | Tier #1 & #2 % of Contract Amount | Tier #1 ETD (\$)<br>Amount | Tier #1 ETD % Contract Commitment (\$) | Tier #2 ETD (\$)<br>Amount | Tier #2 ETD % Contract Commitment (\$) | Tier #1 & #2 ETD % of Overall Contract |
| Construction    |                                |                            |                                  |                                  |                                       |                                   |                            |                                        |                            |                                        |                                        |
| Pine Elementary | All Makes Office Equipment Co  | \$165,845                  | \$0                              | \$0                              | \$0                                   | 0.00%                             | \$0                        | 0.00%                                  | \$0                        | 0.00%                                  | 0.00%                                  |
| Pine Elementary | Anderson Excavating Co.        | \$65,800                   | \$0                              | \$0                              | \$0                                   | 0.00%                             | \$0                        | 0.00%                                  | \$0                        | 0.00%                                  | 0.00%                                  |
| Pine Elementary | Anixter, Inc.                  | \$11,983                   | \$0                              | \$0                              | \$0                                   | 0.00%                             | \$0                        | 0.00%                                  | \$0                        | 0.00%                                  | 0.00%                                  |
| Pine Elementary | Cox Business Services          | \$9,870                    | \$0                              | \$0                              | \$0                                   | 0.00%                             | \$0                        | 0.00%                                  | \$0                        | 0.00%                                  | 0.00%                                  |
| Pine Elementary | Darland Construction Co        | \$16,225,656               | \$0                              | \$160,650                        | \$160,650                             | 0.99%                             | \$0                        | 0.00%                                  | \$122,523                  | 76.27%                                 | 0.76%                                  |
| Pine Elementary | Ferbak Inc.                    | \$666                      | \$0                              | \$0                              | \$0                                   | 0.00%                             | \$0                        | 0.00%                                  | \$0                        | 0.00%                                  | 0.00%                                  |
| Pine Elementary | Fun & Function                 | \$172                      | \$0                              | \$0                              | \$0                                   | 0.00%                             | \$0                        | 0.00%                                  | \$0                        | 0.00%                                  | 0.00%                                  |
| Pine Elementary | Grainger                       | \$9,966                    | \$0                              | \$0                              | \$0                                   | 0.00%                             | \$0                        | 0.00%                                  | \$0                        | 0.00%                                  | 0.00%                                  |
| Pine Elementary | Haddock Education Technologies | \$122,063                  | \$0                              | \$0                              | \$0                                   | 0.00%                             | \$0                        | 0.00%                                  | \$0                        | 0.00%                                  | 0.00%                                  |
| Pine Elementary | Jamco Abatement Services       | \$106,210                  | \$0                              | \$106,210                        | \$106,210                             | 100.00%                           | \$0                        | 0.00%                                  | \$106,210                  | 100.00%                                | 100.00%                                |
| Pine Elementary | Jensen Garden Inc              | \$8,499                    | \$0                              | \$8,499                          | \$8,499                               | 100.00%                           | \$0                        | 0.00%                                  | \$8,499                    | 100.00%                                | 100.00%                                |
| Pine Elementary | Kansas City Audio Visual Inc.  | \$24,377                   | \$0                              | \$0                              | \$0                                   | 0.00%                             | \$0                        | 0.00%                                  | \$0                        | 0.00%                                  | 0.00%                                  |
| Pine Elementary | Keitzer Manufacturing USA      | \$1,826                    | \$0                              | \$0                              | \$0                                   | 0.00%                             | \$0                        | 0.00%                                  | \$0                        | 0.00%                                  | 0.00%                                  |
| Pine Elementary | Kholls Pharmacy & Homecare     | \$3,300                    | \$0                              | \$0                              | \$0                                   | 0.00%                             | \$0                        | 0.00%                                  | \$0                        | 0.00%                                  | 0.00%                                  |
| Pine Elementary | Kidwell                        | \$1,680                    | \$0                              | \$0                              | \$0                                   | 0.00%                             | \$0                        | 0.00%                                  | \$0                        | 0.00%                                  | 0.00%                                  |
| Pine Elementary | Krueger International          | \$227                      | \$0                              | \$0                              | \$0                                   | 0.00%                             | \$0                        | 0.00%                                  | \$0                        | 0.00%                                  | 0.00%                                  |
| Pine Elementary | McGill Asbestos Abatement      | \$28,140                   | \$28,140                         | \$0                              | \$28,140                              | 100.00%                           | \$28,140                   | 100.00%                                | \$0                        | 0.00%                                  | 100.00%                                |



# 2018 Bond Program

Report Date 7/28/2022

## Economic Inclusion Plan & Commitment Monitoring Report

The 15% EI Plan Goal is an overall Bond Program Goal which is applied to all account codes except Land Acquisition and Builders' Risk Insurance

| A                |                                   |                            | CONTRACT COMMITMENTS             |                                  |                                       |                                   | EXPENDITURES               |                                        |                            |                                        |                                        |
|------------------|-----------------------------------|----------------------------|----------------------------------|----------------------------------|---------------------------------------|-----------------------------------|----------------------------|----------------------------------------|----------------------------|----------------------------------------|----------------------------------------|
| Bid Package      | Vendor                            | Total Contract Amount (\$) | Tier #1 Contract Commitment (\$) | Tier #2 Contract Commitment (\$) | Tier #1 & #2 Contract Commitment (\$) | Tier #1 & #2 % of Contract Amount | Tier #1 ETD (\$)<br>Amount | Tier #1 ETD % Contract Commitment (\$) | Tier #2 ETD (\$)<br>Amount | Tier #2 ETD % Contract Commitment (\$) | Tier #1 & #2 ETD % of Overall Contract |
| Construction     |                                   |                            |                                  |                                  |                                       |                                   |                            |                                        |                            |                                        |                                        |
| Pine Elementary  | Mid States School Equipment Co    | \$46,325                   | \$0                              | \$0                              | \$0                                   | 0.00%                             | \$0                        | 0.00%                                  | \$0                        | 0.00%                                  | 0.00%                                  |
| Pine Elementary  | Midwest Storage Solutions         | \$366                      | \$0                              | \$0                              | \$0                                   | 0.00%                             | \$0                        | 0.00%                                  | \$0                        | 0.00%                                  | 0.00%                                  |
| Pine Elementary  | Prime Communications Inc.         | \$4,464                    | \$0                              | \$0                              | \$0                                   | 0.00%                             | \$0                        | 0.00%                                  | \$0                        | 0.00%                                  | 0.00%                                  |
| Pine Elementary  | School Health Corporation         | \$1,289                    | \$0                              | \$0                              | \$0                                   | 0.00%                             | \$0                        | 0.00%                                  | \$0                        | 0.00%                                  | 0.00%                                  |
| Pine Elementary  | Sheppards Business Interiors      | \$142,004                  | \$0                              | \$0                              | \$0                                   | 0.00%                             | \$0                        | 0.00%                                  | \$0                        | 0.00%                                  | 0.00%                                  |
| Pine Elementary  | Sheppards Business Interiors      | \$133,582                  | \$0                              | \$0                              | \$0                                   | 0.00%                             | \$0                        | 0.00%                                  | \$0                        | 0.00%                                  | 0.00%                                  |
| Pine Elementary  | Sirius Computer Solutions         | \$269,821                  | \$0                              | \$0                              | \$0                                   | 0.00%                             | \$0                        | 0.00%                                  | \$0                        | 0.00%                                  | 0.00%                                  |
| Pine Elementary  | Striv AV, LLC                     | \$1,980                    | \$0                              | \$0                              | \$0                                   | 0.00%                             | \$0                        | 0.00%                                  | \$0                        | 0.00%                                  | 0.00%                                  |
| Pine Elementary  | Ty's Outdoor Power & Service Inc. | \$472                      | \$0                              | \$0                              | \$0                                   | 0.00%                             | \$0                        | 0.00%                                  | \$0                        | 0.00%                                  | 0.00%                                  |
| Pine Elementary  | Virco Inc                         | \$76,563                   | \$0                              | \$0                              | \$0                                   | 0.00%                             | \$0                        | 0.00%                                  | \$0                        | 0.00%                                  | 0.00%                                  |
| Pine Elementary  | Y&S Technologies Inc.             | \$11,640                   | \$0                              | \$0                              | \$0                                   | 0.00%                             | \$0                        | 0.00%                                  | \$0                        | 0.00%                                  | 0.00%                                  |
| Adams Elementary | Electronic Sound Inc              | \$546                      | \$0                              | \$0                              | \$0                                   | 0.00%                             | \$0                        | 0.00%                                  | \$0                        | 0.00%                                  | 0.00%                                  |
| Adams Elementary | The Weitz Company                 | \$1,817,519                | \$395,000                        | \$55,000                         | \$450,000                             | 24.76%                            | \$277,160                  | 70.17%                                 | \$3,500                    | 6.36%                                  | 15.44%                                 |
| Northwest High   | 10 MEN LLC                        | \$800                      | \$0                              | \$0                              | \$0                                   | 0.00%                             | \$0                        | 0.00%                                  | \$0                        | 0.00%                                  | 0.00%                                  |
| Northwest High   | Hausmann Construction, Inc.       | \$6,295,565                | \$69,765                         | \$20,125                         | \$89,890                              | 1.43%                             | \$42,565                   | 61.01%                                 | \$34,971                   | 173.77%                                | 1.23%                                  |
| Northwest High   | Trane                             | \$5,637                    | \$0                              | \$0                              | \$0                                   | 0.00%                             | \$0                        | 0.00%                                  | \$0                        | 0.00%                                  | 0.00%                                  |





## 2018 Bond Program

Report Date 7/28/2022

### Economic Inclusion Plan & Commitment Monitoring Report

The 15% EI Plan Goal is an overall Bond Program Goal which is applied to all account codes except Land Acquisition and Builders' Risk Insurance

|                     |                               | A                          | CONTRACT COMMITMENTS             |                                  |                                       |                                   | EXPENDITURES     |                                        |                  |                                        |                                        |
|---------------------|-------------------------------|----------------------------|----------------------------------|----------------------------------|---------------------------------------|-----------------------------------|------------------|----------------------------------------|------------------|----------------------------------------|----------------------------------------|
| Bid Package         | Vendor                        |                            | B                                | C                                | D=B+C                                 | E=D/A                             | F                | G=F/B                                  | H                | I=H/C                                  | J=(F+H)/A                              |
|                     |                               | Total Contract Amount (\$) | Tier #1 Contract Commitment (\$) | Tier #2 Contract Commitment (\$) | Tier #1 & #2 Contract Commitment (\$) | Tier #1 & #2 % of Contract Amount | Tier #1 ETD (\$) | Tier #1 ETD % Contract Commitment (\$) | Tier #2 ETD (\$) | Tier #2 ETD % Contract Commitment (\$) | Tier #1 & #2 ETD % of Overall Contract |
| <b>Construction</b> |                               |                            |                                  |                                  |                                       |                                   |                  |                                        |                  |                                        |                                        |
| Morton Middle       | All Makes Office Equipment Co | \$23,302                   | \$0                              | \$0                              | \$0                                   | 0.00%                             | \$0              | 0.00%                                  | \$0              | 0.00%                                  | 0.00%                                  |
| Morton Middle       | Anixter, Inc.                 | \$3,156                    | \$0                              | \$0                              | \$0                                   | 0.00%                             | \$0              | 0.00%                                  | \$0              | 0.00%                                  | 0.00%                                  |
| Morton Middle       | Echo                          | \$6,157                    | \$0                              | \$0                              | \$0                                   | 0.00%                             | \$0              | 0.00%                                  | \$0              | 0.00%                                  | 0.00%                                  |
| Morton Middle       | Electronic Sound Inc          | \$18,500                   | \$0                              | \$0                              | \$0                                   | 0.00%                             | \$0              | 0.00%                                  | \$0              | 0.00%                                  | 0.00%                                  |
| Morton Middle       | Ferbak Inc.                   | \$1,888                    | \$0                              | \$0                              | \$0                                   | 0.00%                             | \$0              | 0.00%                                  | \$0              | 0.00%                                  | 0.00%                                  |
| Morton Middle       | Grainger                      | \$210                      | \$0                              | \$0                              | \$0                                   | 0.00%                             | \$0              | 0.00%                                  | \$0              | 0.00%                                  | 0.00%                                  |
| Morton Middle       | Heartland Scenic Studio       | \$12,150                   | \$0                              | \$0                              | \$0                                   | 0.00%                             | \$0              | 0.00%                                  | \$0              | 0.00%                                  | 0.00%                                  |
| Morton Middle       | JW Services                   | \$11,891                   | \$0                              | \$0                              | \$0                                   | 0.00%                             | \$0              | 0.00%                                  | \$0              | 0.00%                                  | 0.00%                                  |
| Morton Middle       | Kansas City Audio Visual Inc. | \$3,811                    | \$0                              | \$0                              | \$0                                   | 0.00%                             | \$0              | 0.00%                                  | \$0              | 0.00%                                  | 0.00%                                  |
| Morton Middle       | Krueger International         | \$20,773                   | \$0                              | \$0                              | \$0                                   | 0.00%                             | \$0              | 0.00%                                  | \$0              | 0.00%                                  | 0.00%                                  |
| Morton Middle       | MCL Construction              | \$11,008,413               | \$0                              | \$3,384,278                      | \$3,384,278                           | 30.74%                            | \$0              | 0.00%                                  | \$3,391,101      | 100.20%                                | 30.80%                                 |
| Morton Middle       | Prime Communications Inc.     | \$1,171                    | \$0                              | \$0                              | \$0                                   | 0.00%                             | \$0              | 0.00%                                  | \$0              | 0.00%                                  | 0.00%                                  |
| Morton Middle       | Sheppards Business Interiors  | \$589                      | \$0                              | \$0                              | \$0                                   | 0.00%                             | \$0              | 0.00%                                  | \$0              | 0.00%                                  | 0.00%                                  |
| Morton Middle       | Sirius Computer Solutions     | \$61,359                   | \$0                              | \$0                              | \$0                                   | 0.00%                             | \$0              | 0.00%                                  | \$0              | 0.00%                                  | 0.00%                                  |
| Morton Middle       | Striv AV, LLC                 | \$14,930                   | \$0                              | \$0                              | \$0                                   | 0.00%                             | \$0              | 0.00%                                  | \$0              | 0.00%                                  | 0.00%                                  |
| Morton Middle       | Vinny's Tree Service          | \$5,000                    | \$0                              | \$0                              | \$0                                   | 0.00%                             | \$0              | 0.00%                                  | \$0              | 0.00%                                  | 0.00%                                  |
| North High          | 10 MEN LLC                    | \$1,800                    | \$0                              | \$0                              | \$0                                   | 0.00%                             | \$0              | 0.00%                                  | \$0              | 0.00%                                  | 0.00%                                  |



## 2018 Bond Program

Report Date 7/28/2022

### Economic Inclusion Plan & Commitment Monitoring Report

The 15% EI Plan Goal is an overall Bond Program Goal which is applied to all account codes except Land Acquisition and Builders' Risk Insurance

| A                       |                               |                            | CONTRACT COMMITMENTS             |                                  |                                       |                                   | EXPENDITURES           |                                        |                         |                                        |                                        |
|-------------------------|-------------------------------|----------------------------|----------------------------------|----------------------------------|---------------------------------------|-----------------------------------|------------------------|----------------------------------------|-------------------------|----------------------------------------|----------------------------------------|
| Bid Package             | Vendor                        | Total Contract Amount (\$) | Tier #1 Contract Commitment (\$) | Tier #2 Contract Commitment (\$) | Tier #1 & #2 Contract Commitment (\$) | Tier #1 & #2 % of Contract Amount | Tier #1 ETD (\$)Amount | Tier #1 ETD % Contract Commitment (\$) | Tier #2 ETD (\$) Amount | Tier #2 ETD % Contract Commitment (\$) | Tier #1 & #2 ETD % of Overall Contract |
| Construction            |                               |                            |                                  |                                  |                                       |                                   |                        |                                        |                         |                                        |                                        |
| North High              | AD Screen Group               | \$2,150                    | \$0                              | \$0                              | \$0                                   | 0.00%                             | \$0                    | 0.00%                                  | \$0                     | 0.00%                                  | 0.00%                                  |
| North High              | All Makes Office Equipment Co | \$13,077                   | \$0                              | \$0                              | \$0                                   | 0.00%                             | \$0                    | 0.00%                                  | \$0                     | 0.00%                                  | 0.00%                                  |
| North High              | Allegiance Restortation, LLC  | \$5,970                    | \$0                              | \$0                              | \$0                                   | 0.00%                             | \$0                    | 0.00%                                  | \$0                     | 0.00%                                  | 0.00%                                  |
| North High              | Hausmann Construction, Inc.   | \$7,573,176                | \$95,000                         | \$155,000                        | \$250,000                             | 3.30%                             | \$32,980               | 34.72%                                 | \$1,576                 | 1.02%                                  | 0.46%                                  |
| North High              | Kone                          | \$243                      | \$0                              | \$0                              | \$0                                   | 0.00%                             | \$0                    | 0.00%                                  | \$0                     | 0.00%                                  | 0.00%                                  |
| North High              | Virco Inc                     | \$27,712                   | \$0                              | \$0                              | \$0                                   | 0.00%                             | \$0                    | 0.00%                                  | \$0                     | 0.00%                                  | 0.00%                                  |
| Blackburn School        | Amazon Business Service       | \$1,163                    | \$0                              | \$0                              | \$0                                   | 0.00%                             | \$0                    | 0.00%                                  | \$0                     | 0.00%                                  | 0.00%                                  |
| Blackburn School        | The Weitz Company             | \$2,987,548                | \$75,000                         | \$25,000                         | \$100,000                             | 3.35%                             | \$86,940               | 115.92%                                | \$19,617                | 78.47%                                 | 3.57%                                  |
| South High              | Echo                          | \$4,187                    | \$0                              | \$0                              | \$0                                   | 0.00%                             | \$0                    | 0.00%                                  | \$0                     | 0.00%                                  | 0.00%                                  |
| South High              | The Weitz Company             | \$10,322,274               | \$849,127                        | \$619,890                        | \$1,469,017                           | 14.23%                            | \$782,030              | 92.10%                                 | \$165,205               | 26.65%                                 | 9.18%                                  |
| Total For Construction: |                               | \$361,303,875              | \$12,561,063                     | \$23,243,506                     | \$35,804,569                          | 9.91%                             | \$12,785,405           | 101.79%                                | \$19,508,654            | 83.93%                                 | 8.94%                                  |
| Owner Administration    |                               |                            |                                  |                                  |                                       |                                   |                        |                                        |                         |                                        |                                        |
| Program Mgmt. & Admin.  | Baird-Holm                    | \$243,149                  | \$0                              | \$0                              | \$0                                   | 0.00%                             | \$0                    | 0.00%                                  | \$0                     | 0.00%                                  | 0.00%                                  |
| Program Mgmt. & Admin.  | ieDesign, LLC                 | \$12,358                   | \$0                              | \$12,358                         | \$12,358                              | 100.00%                           | \$0                    | 0.00%                                  | \$12,358                | 100.00%                                | 100.00%                                |
| Program Mgmt. & Admin.  | ieDesign, LLC                 | \$29,280                   | \$0                              | \$29,280                         | \$29,280                              | 100.00%                           | \$0                    | 0.00%                                  | \$19,500                | 66.60%                                 | 66.60%                                 |
| Program Mgmt. & Admin.  | ieDesign, LLC                 | \$14,403                   | \$0                              | \$14,403                         | \$14,403                              | 100.00%                           | \$0                    | 0.00%                                  | \$11,213                | 77.85%                                 | 77.85%                                 |
| Program Mgmt. & Admin.  | ieDesign, LLC                 | \$45,600                   | \$0                              | \$45,600                         | \$45,600                              | 100.00%                           | \$0                    | 0.00%                                  | \$29,035                | 63.67%                                 | 63.67%                                 |
| Program Mgmt. & Admin.  | ieDesign, LLC                 | \$38,640                   | \$0                              | \$38,640                         | \$38,640                              | 100.00%                           | \$0                    | 0.00%                                  | \$23,760                | 61.49%                                 | 61.49%                                 |



# 2018 Bond Program

Report Date 7/28/2022

## Economic Inclusion Plan & Commitment Monitoring Report

The 15% EI Plan Goal is an overall Bond Program Goal which is applied to all account codes except Land Acquisition and Builders' Risk Insurance

| A                                   |                                      |                            | CONTRACT COMMITMENTS             |                                  |                                       |                                   | EXPENDITURES     |                                        |                  |                                        |                                        |
|-------------------------------------|--------------------------------------|----------------------------|----------------------------------|----------------------------------|---------------------------------------|-----------------------------------|------------------|----------------------------------------|------------------|----------------------------------------|----------------------------------------|
| Bid Package                         | Vendor                               | Total Contract Amount (\$) | Tier #1 Contract Commitment (\$) | Tier #2 Contract Commitment (\$) | Tier #1 & #2 Contract Commitment (\$) | Tier #1 & #2 % of Contract Amount | Tier #1 ETD (\$) | Tier #1 ETD % Contract Commitment (\$) | Tier #2 ETD (\$) | Tier #2 ETD % Contract Commitment (\$) | Tier #1 & #2 ETD % of Overall Contract |
| Owner Administration                |                                      |                            |                                  |                                  |                                       |                                   |                  |                                        |                  |                                        |                                        |
| Program Mgmt. & Admin.              | ieDesign, LLC                        | \$38,640                   | \$0                              | \$38,640                         | \$38,640                              | 100.00%                           | \$0              | 0.00%                                  | \$23,040         | 59.63%                                 | 59.63%                                 |
| Program Mgmt. & Admin.              | ieDesign, LLC                        | \$38,640                   | \$0                              | \$38,640                         | \$38,640                              | 100.00%                           | \$0              | 0.00%                                  | \$12,720         | 32.92%                                 | 32.92%                                 |
| Program Mgmt. & Admin.              | ieDesign, LLC                        | \$47,520                   | \$0                              | \$47,520                         | \$47,520                              | 100.00%                           | \$0              | 0.00%                                  | \$31,085         | 65.41%                                 | 65.41%                                 |
| Program Mgmt. & Admin.              | ieDesign, LLC                        | \$47,520                   | \$0                              | \$47,520                         | \$47,520                              | 100.00%                           | \$0              | 0.00%                                  | \$28,800         | 60.61%                                 | 60.61%                                 |
| Program Mgmt. & Admin.              | ieDesign, LLC                        | \$15,000                   | \$0                              | \$15,000                         | \$15,000                              | 100.00%                           | \$0              | 0.00%                                  | \$13,340         | 88.93%                                 | 88.93%                                 |
| Program Mgmt. & Admin.              | ieDesign, LLC                        | \$95,100                   | \$0                              | \$95,100                         | \$95,100                              | 100.00%                           | \$0              | 0.00%                                  | \$95,100         | 100.00%                                | 100.00%                                |
| Program Mgmt. & Admin.              | ieDesign, LLC                        | \$2,000                    | \$0                              | \$2,000                          | \$2,000                               | 100.00%                           | \$0              | 0.00%                                  | \$1,000          | 50.00%                                 | 50.00%                                 |
| Program Mgmt. & Admin.              | Omaha Public Schools                 | \$229,256                  | \$0                              | \$0                              | \$0                                   | 0.00%                             | \$0              | 0.00%                                  | \$0              | 0.00%                                  | 0.00%                                  |
| Total For Owner Administration:     |                                      | \$897,106                  | \$0                              | \$424,700                        | \$424,700                             | 47.34%                            | \$0              | 0.00%                                  | \$300,950        | 70.86%                                 | 33.55%                                 |
| Printing & Advertisement            |                                      |                            |                                  |                                  |                                       |                                   |                  |                                        |                  |                                        |                                        |
| Program Mgmt. & Admin.              | A&D Technical Supply                 | \$40,944                   | \$0                              | \$0                              | \$0                                   | 0.00%                             | \$0              | 0.00%                                  | \$0              | 0.00%                                  | 0.00%                                  |
| Program Mgmt. & Admin.              | ASI Signage                          | \$2,590                    | \$0                              | \$0                              | \$0                                   | 0.00%                             | \$0              | 0.00%                                  | \$0              | 0.00%                                  | 0.00%                                  |
| Program Mgmt. & Admin.              | Design 4 Screenprinting & More, Inc. | \$6,105                    | \$6,105                          | \$0                              | \$6,105                               | 100.00%                           | \$6,105          | 100.00%                                | \$0              | 0.00%                                  | 100.00%                                |
| Program Mgmt. & Admin.              | Simplified Office Solutions          | \$6,716                    | \$0                              | \$0                              | \$0                                   | 0.00%                             | \$0              | 0.00%                                  | \$0              | 0.00%                                  | 0.00%                                  |
| Program Mgmt. & Admin.              | Standard Digital Imaging             | \$33,544                   | \$0                              | \$0                              | \$0                                   | 0.00%                             | \$0              | 0.00%                                  | \$0              | 0.00%                                  | 0.00%                                  |
| Total For Printing & Advertisement: |                                      | \$89,899                   | \$6,105                          | \$0                              | \$6,105                               | 6.79%                             | \$6,105          | 100.00%                                | \$0              | 0.00%                                  | 6.79%                                  |
| Program Mgmt & Admin                |                                      |                            |                                  |                                  |                                       |                                   |                  |                                        |                  |                                        |                                        |
| Program Mgmt. & Admin.              | Bluebeam Software Inc                | \$2,745                    | \$0                              | \$0                              | \$0                                   | 0.00%                             | \$0              | 0.00%                                  | \$0              | 0.00%                                  | 0.00%                                  |



## 2018 Bond Program

Report Date 7/28/2022

### Economic Inclusion Plan & Commitment Monitoring Report

The 15% EI Plan Goal is an overall Bond Program Goal which is applied to all account codes except Land Acquisition and Builders' Risk Insurance

|                                 |                                 |                            | CONTRACT COMMITMENTS             |                                  |                                       |                                   | EXPENDITURES     |                                        |                  |                                        |                                        |
|---------------------------------|---------------------------------|----------------------------|----------------------------------|----------------------------------|---------------------------------------|-----------------------------------|------------------|----------------------------------------|------------------|----------------------------------------|----------------------------------------|
|                                 | A                               |                            | B                                | C                                | D=B+C                                 | E=D/A                             | F                | G=F/B                                  | H                | I=H/C                                  | J=(F+H)/A                              |
| Bid Package                     | Vendor                          | Total Contract Amount (\$) | Tier #1 Contract Commitment (\$) | Tier #2 Contract Commitment (\$) | Tier #1 & #2 Contract Commitment (\$) | Tier #1 & #2 % of Contract Amount | Tier #1 ETD (\$) | Tier #1 ETD % Contract Commitment (\$) | Tier #2 ETD (\$) | Tier #2 ETD % Contract Commitment (\$) | Tier #1 & #2 ETD % of Overall Contract |
| Program Mgmt & Admin            |                                 |                            |                                  |                                  |                                       |                                   |                  |                                        |                  |                                        |                                        |
| Program Mgmt. & Admin.          | CDW Government                  | \$2,795                    | \$0                              | \$0                              | \$0                                   | 0.00%                             | \$0              | 0.00%                                  | \$0              | 0.00%                                  | 0.00%                                  |
| Program Mgmt. & Admin.          | Jacobs                          | \$13,607,200               | \$0                              | \$0                              | \$0                                   | 0.00%                             | \$0              | 0.00%                                  | \$0              | 0.00%                                  | 0.00%                                  |
| Program Mgmt. & Admin.          | Microsoft Corporation           | \$21,564                   | \$0                              | \$0                              | \$0                                   | 0.00%                             | \$0              | 0.00%                                  | \$0              | 0.00%                                  | 0.00%                                  |
| Program Mgmt. & Admin.          | SoftChoice Corporation          | \$320                      | \$0                              | \$0                              | \$0                                   | 0.00%                             | \$0              | 0.00%                                  | \$0              | 0.00%                                  | 0.00%                                  |
| Total For Program Mgmt & Admin: |                                 | \$13,634,624               | \$0                              | \$0                              | \$0                                   | 0.00%                             | \$0              | 0.00%                                  | \$0              | 0.00%                                  | 0.00%                                  |
| Temp Housing, Utilities, Moves  |                                 |                            |                                  |                                  |                                       |                                   |                  |                                        |                  |                                        |                                        |
| Program Mgmt. & Admin.          | HFH, LLC                        | \$69,328                   | \$0                              | \$0                              | \$0                                   | 0.00%                             | \$0              | 0.00%                                  | \$0              | 0.00%                                  | 0.00%                                  |
| Catlin Elementary               | Omaha Public Schools            | \$499                      | \$0                              | \$0                              | \$0                                   | 0.00%                             | \$0              | 0.00%                                  | \$0              | 0.00%                                  | 0.00%                                  |
| Catlin Elementary               | Waste Management                | \$473                      | \$0                              | \$0                              | \$0                                   | 0.00%                             | \$0              | 0.00%                                  | \$0              | 0.00%                                  | 0.00%                                  |
| Conestoga Elementary            | Omaha Public Schools            | \$1,027                    | \$0                              | \$0                              | \$0                                   | 0.00%                             | \$0              | 0.00%                                  | \$0              | 0.00%                                  | 0.00%                                  |
| King Elementary                 | Jesse L Gibson                  | \$240                      | \$0                              | \$240                            | \$240                                 | 100.00%                           | \$0              | 0.00%                                  | \$240            | 100.00%                                | 100.00%                                |
| King Elementary                 | Omaha Public Schools            | \$219                      | \$0                              | \$0                              | \$0                                   | 0.00%                             | \$0              | 0.00%                                  | \$0              | 0.00%                                  | 0.00%                                  |
| Burke High                      | Omaha Public Schools            | \$3,078                    | \$0                              | \$0                              | \$0                                   | 0.00%                             | \$0              | 0.00%                                  | \$0              | 0.00%                                  | 0.00%                                  |
| Forest Station Elementary       | Metropolitan Utilities District | \$11,320                   | \$0                              | \$0                              | \$0                                   | 0.00%                             | \$0              | 0.00%                                  | \$0              | 0.00%                                  | 0.00%                                  |
| Forest Station Elementary       | Omaha Public Power District     | \$49,290                   | \$0                              | \$0                              | \$0                                   | 0.00%                             | \$0              | 0.00%                                  | \$0              | 0.00%                                  | 0.00%                                  |
| Forest Station Elementary       | Omaha Public Schools            | \$1,075                    | \$0                              | \$0                              | \$0                                   | 0.00%                             | \$0              | 0.00%                                  | \$0              | 0.00%                                  | 0.00%                                  |
| Forest Station Elementary       | Unite Private Networks          | \$30,906                   | \$0                              | \$0                              | \$0                                   | 0.00%                             | \$0              | 0.00%                                  | \$0              | 0.00%                                  | 0.00%                                  |
| Buena Vista High                | Cox Business Services           | \$6,730                    | \$0                              | \$0                              | \$0                                   | 0.00%                             | \$0              | 0.00%                                  | \$0              | 0.00%                                  | 0.00%                                  |



## 2018 Bond Program

Report Date 7/28/2022

### Economic Inclusion Plan & Commitment Monitoring Report

The 15% EI Plan Goal is an overall Bond Program Goal which is applied to all account codes except Land Acquisition and Builders' Risk Insurance

|                                |                                  | A                          | CONTRACT COMMITMENTS             |                                  |                                       |                                   | EXPENDITURES     |                                        |                  |                                        |                                        |
|--------------------------------|----------------------------------|----------------------------|----------------------------------|----------------------------------|---------------------------------------|-----------------------------------|------------------|----------------------------------------|------------------|----------------------------------------|----------------------------------------|
| Bid Package                    | Vendor                           |                            | B                                | C                                | D=B+C                                 | E=D/A                             | F                | G=F/B                                  | H                | I=H/C                                  | J=(F+H)/A                              |
|                                |                                  | Total Contract Amount (\$) | Tier #1 Contract Commitment (\$) | Tier #2 Contract Commitment (\$) | Tier #1 & #2 Contract Commitment (\$) | Tier #1 & #2 % of Contract Amount | Tier #1 ETD (\$) | Tier #1 ETD % Contract Commitment (\$) | Tier #2 ETD (\$) | Tier #2 ETD % Contract Commitment (\$) | Tier #1 & #2 ETD % of Overall Contract |
| Temp Housing, Utilities, Moves |                                  |                            |                                  |                                  |                                       |                                   |                  |                                        |                  |                                        |                                        |
| Buena Vista High               | Nebraska Dept. of Transportation | \$49,000                   | \$0                              | \$0                              | \$0                                   | 0.00%                             | \$0              | 0.00%                                  | \$0              | 0.00%                                  | 0.00%                                  |
| Buena Vista High               | Omaha Public Schools             | \$2,189                    | \$0                              | \$0                              | \$0                                   | 0.00%                             | \$0              | 0.00%                                  | \$0              | 0.00%                                  | 0.00%                                  |
| Buena Vista High               | Unite Private Networks           | \$5,672                    | \$0                              | \$0                              | \$0                                   | 0.00%                             | \$0              | 0.00%                                  | \$0              | 0.00%                                  | 0.00%                                  |
| Westview High                  | Cox Business Services            | \$23,555                   | \$0                              | \$0                              | \$0                                   | 0.00%                             | \$0              | 0.00%                                  | \$0              | 0.00%                                  | 0.00%                                  |
| Westview High                  | Omaha Public Schools             | \$1,752                    | \$0                              | \$0                              | \$0                                   | 0.00%                             | \$0              | 0.00%                                  | \$0              | 0.00%                                  | 0.00%                                  |
| Westview High                  | Sampson Construction             | \$26,701                   | \$0                              | \$0                              | \$0                                   | 0.00%                             | \$0              | 0.00%                                  | \$0              | 0.00%                                  | 0.00%                                  |
| Westview High                  | Unite Private Networks           | \$4,790                    | \$0                              | \$0                              | \$0                                   | 0.00%                             | \$0              | 0.00%                                  | \$0              | 0.00%                                  | 0.00%                                  |
| Transition Program             | Cox Business Services            | \$300                      | \$0                              | \$0                              | \$0                                   | 0.00%                             | \$0              | 0.00%                                  | \$0              | 0.00%                                  | 0.00%                                  |
| Transition Program             | Metropolitan Utilities District  | \$2,581                    | \$0                              | \$0                              | \$0                                   | 0.00%                             | \$0              | 0.00%                                  | \$0              | 0.00%                                  | 0.00%                                  |
| Transition Program             | Omaha Public Schools             | \$746                      | \$0                              | \$0                              | \$0                                   | 0.00%                             | \$0              | 0.00%                                  | \$0              | 0.00%                                  | 0.00%                                  |
| Pinewood Elementary            | Cox Business Services            | \$5,171                    | \$0                              | \$0                              | \$0                                   | 0.00%                             | \$0              | 0.00%                                  | \$0              | 0.00%                                  | 0.00%                                  |
| Pinewood Elementary            | Cox Contracting Co.              | \$4,394                    | \$0                              | \$4,394                          | \$4,394                               | 100.00%                           | \$0              | 0.00%                                  | \$4,394          | 100.00%                                | 100.00%                                |
| Pinewood Elementary            | Husker Tree & Landscaping        | \$5,510                    | \$5,510                          | \$0                              | \$5,510                               | 100.00%                           | \$5,510          | 100.00%                                | \$0              | 0.00%                                  | 100.00%                                |
| Pinewood Elementary            | Jesse L Gibson                   | \$1,185                    | \$0                              | \$1,185                          | \$1,185                               | 100.00%                           | \$0              | 0.00%                                  | \$1,185          | 100.00%                                | 100.00%                                |
| Pinewood Elementary            | Omaha Public Power District      | \$32,768                   | \$0                              | \$0                              | \$0                                   | 0.00%                             | \$0              | 0.00%                                  | \$0              | 0.00%                                  | 0.00%                                  |
| Pinewood Elementary            | Omaha Public Schools             | \$2,729                    | \$0                              | \$0                              | \$0                                   | 0.00%                             | \$0              | 0.00%                                  | \$0              | 0.00%                                  | 0.00%                                  |
| Pinewood Elementary            | Scribs House Moving Inc          | \$7,071                    | \$0                              | \$0                              | \$0                                   | 0.00%                             | \$0              | 0.00%                                  | \$0              | 0.00%                                  | 0.00%                                  |



## 2018 Bond Program

Report Date 7/28/2022

### Economic Inclusion Plan & Commitment Monitoring Report

The 15% EI Plan Goal is an overall Bond Program Goal which is applied to all account codes except Land Acquisition and Builders' Risk Insurance

|                                |                                 |                            | CONTRACT COMMITMENTS             |                                  |                                       |                                   | EXPENDITURES               |                                        |                            |                                        |                                        |
|--------------------------------|---------------------------------|----------------------------|----------------------------------|----------------------------------|---------------------------------------|-----------------------------------|----------------------------|----------------------------------------|----------------------------|----------------------------------------|----------------------------------------|
|                                |                                 | A                          | B                                | C                                | D=B+C                                 | E=D/A                             | F                          | G=F/B                                  | H                          | I=H/C                                  | J=(F+H)/A                              |
| Bid Package                    | Vendor                          | Total Contract Amount (\$) | Tier #1 Contract Commitment (\$) | Tier #2 Contract Commitment (\$) | Tier #1 & #2 Contract Commitment (\$) | Tier #1 & #2 % of Contract Amount | Tier #1 ETD (\$)<br>Amount | Tier #1 ETD % Contract Commitment (\$) | Tier #2 ETD (\$)<br>Amount | Tier #2 ETD % Contract Commitment (\$) | Tier #1 & #2 ETD % of Overall Contract |
| Temp Housing, Utilities, Moves |                                 |                            |                                  |                                  |                                       |                                   |                            |                                        |                            |                                        |                                        |
| Pinewood Elementary            | Unite Private Networks          | \$14,738                   | \$0                              | \$0                              | \$0                                   | 0.00%                             | \$0                        | 0.00%                                  | \$0                        | 0.00%                                  | 0.00%                                  |
| Edison Elementary              | Cox Business Services           | \$7,145                    | \$0                              | \$0                              | \$0                                   | 0.00%                             | \$0                        | 0.00%                                  | \$0                        | 0.00%                                  | 0.00%                                  |
| Edison Elementary              | Omaha Public Schools            | \$1,756                    | \$0                              | \$0                              | \$0                                   | 0.00%                             | \$0                        | 0.00%                                  | \$0                        | 0.00%                                  | 0.00%                                  |
| Edison Elementary              | Unite Private Networks          | \$10,572                   | \$0                              | \$0                              | \$0                                   | 0.00%                             | \$0                        | 0.00%                                  | \$0                        | 0.00%                                  | 0.00%                                  |
| Highland Elementary            | Cox Contracting Co.             | \$10,000                   | \$0                              | \$10,000                         | \$10,000                              | 100.00%                           | \$0                        | 0.00%                                  | \$10,000                   | 100.00%                                | 100.00%                                |
| Highland Elementary            | Metropolitan Utilities District | \$30,728                   | \$0                              | \$0                              | \$0                                   | 0.00%                             | \$0                        | 0.00%                                  | \$0                        | 0.00%                                  | 0.00%                                  |
| Highland Elementary            | Omaha Public Power District     | \$57,904                   | \$0                              | \$0                              | \$0                                   | 0.00%                             | \$0                        | 0.00%                                  | \$0                        | 0.00%                                  | 0.00%                                  |
| Highland Elementary            | Omaha Public Schools            | \$5,570                    | \$0                              | \$0                              | \$0                                   | 0.00%                             | \$0                        | 0.00%                                  | \$0                        | 0.00%                                  | 0.00%                                  |
| Masters Elementary             | Binyard Specialty Cleaning      | \$1,428                    | \$1,428                          | \$0                              | \$1,428                               | 100.00%                           | \$1,428                    | 100.00%                                | \$0                        | 0.00%                                  | 100.00%                                |
| Masters Elementary             | Omaha Public Schools            | \$412                      | \$0                              | \$0                              | \$0                                   | 0.00%                             | \$0                        | 0.00%                                  | \$0                        | 0.00%                                  | 0.00%                                  |
| Spring Lake Elementary         | Metropolitan Utilities District | \$7,970                    | \$0                              | \$0                              | \$0                                   | 0.00%                             | \$0                        | 0.00%                                  | \$0                        | 0.00%                                  | 0.00%                                  |
| Spring Lake Elementary         | Omaha Public Power District     | \$33,015                   | \$0                              | \$0                              | \$0                                   | 0.00%                             | \$0                        | 0.00%                                  | \$0                        | 0.00%                                  | 0.00%                                  |
| Spring Lake Elementary         | Omaha Public Schools            | \$9,932                    | \$0                              | \$0                              | \$0                                   | 0.00%                             | \$0                        | 0.00%                                  | \$0                        | 0.00%                                  | 0.00%                                  |
| Lewis & Clark Middle           | Abe's Portables                 | \$315                      | \$0                              | \$0                              | \$0                                   | 0.00%                             | \$0                        | 0.00%                                  | \$0                        | 0.00%                                  | 0.00%                                  |
| Lewis & Clark Middle           | Cox Contracting Co.             | \$8,800                    | \$0                              | \$8,800                          | \$8,800                               | 100.00%                           | \$0                        | 0.00%                                  | \$8,800                    | 100.00%                                | 100.00%                                |
| Lewis & Clark Middle           | J&R Mechanical, Inc.            | \$4,250                    | \$0                              | \$0                              | \$0                                   | 0.00%                             | \$0                        | 0.00%                                  | \$0                        | 0.00%                                  | 0.00%                                  |
| Lewis & Clark Middle           | Omaha Public Schools            | \$1,825                    | \$0                              | \$0                              | \$0                                   | 0.00%                             | \$0                        | 0.00%                                  | \$0                        | 0.00%                                  | 0.00%                                  |



## 2018 Bond Program

Report Date 7/28/2022

### Economic Inclusion Plan & Commitment Monitoring Report

The 15% EI Plan Goal is an overall Bond Program Goal which is applied to all account codes except Land Acquisition and Builders' Risk Insurance

|                                |                                 |                            | CONTRACT COMMITMENTS             |                                  |                                       |                                   | EXPENDITURES     |                                        |                  |                                        |                                        |
|--------------------------------|---------------------------------|----------------------------|----------------------------------|----------------------------------|---------------------------------------|-----------------------------------|------------------|----------------------------------------|------------------|----------------------------------------|----------------------------------------|
|                                | A                               |                            | B                                | C                                | D=B+C                                 | E=D/A                             | F                | G=F/B                                  | H                | I=H/C                                  | J=(F+H)/A                              |
| Bid Package                    | Vendor                          | Total Contract Amount (\$) | Tier #1 Contract Commitment (\$) | Tier #2 Contract Commitment (\$) | Tier #1 & #2 Contract Commitment (\$) | Tier #1 & #2 % of Contract Amount | Tier #1 ETD (\$) | Tier #1 ETD % Contract Commitment (\$) | Tier #2 ETD (\$) | Tier #2 ETD % Contract Commitment (\$) | Tier #1 & #2 ETD % of Overall Contract |
| Temp Housing, Utilities, Moves |                                 |                            |                                  |                                  |                                       |                                   |                  |                                        |                  |                                        |                                        |
| Central High                   | Omaha Public Schools            | \$432                      | \$0                              | \$0                              | \$0                                   | 0.00%                             | \$0              | 0.00%                                  | \$0              | 0.00%                                  | 0.00%                                  |
| Bluestem Middle School         | Metropolitan Utilities District | \$69,418                   | \$0                              | \$0                              | \$0                                   | 0.00%                             | \$0              | 0.00%                                  | \$0              | 0.00%                                  | 0.00%                                  |
| Bluestem Middle School         | Omaha Public Schools            | \$1,347                    | \$0                              | \$0                              | \$0                                   | 0.00%                             | \$0              | 0.00%                                  | \$0              | 0.00%                                  | 0.00%                                  |
| Pine Elementary                | American Fence Company          | \$11,896                   | \$0                              | \$0                              | \$0                                   | 0.00%                             | \$0              | 0.00%                                  | \$0              | 0.00%                                  | 0.00%                                  |
| Pine Elementary                | Metropolitan Utilities District | \$28,914                   | \$0                              | \$0                              | \$0                                   | 0.00%                             | \$0              | 0.00%                                  | \$0              | 0.00%                                  | 0.00%                                  |
| Pine Elementary                | Omaha Public Power District     | \$31,570                   | \$0                              | \$0                              | \$0                                   | 0.00%                             | \$0              | 0.00%                                  | \$0              | 0.00%                                  | 0.00%                                  |
| Pine Elementary                | Omaha Public Schools            | \$1,082                    | \$0                              | \$0                              | \$0                                   | 0.00%                             | \$0              | 0.00%                                  | \$0              | 0.00%                                  | 0.00%                                  |
| Pine Elementary                | Unite Private Networks          | \$4,790                    | \$0                              | \$0                              | \$0                                   | 0.00%                             | \$0              | 0.00%                                  | \$0              | 0.00%                                  | 0.00%                                  |
| Adams Elementary               | Omaha Public Schools            | \$103                      | \$0                              | \$0                              | \$0                                   | 0.00%                             | \$0              | 0.00%                                  | \$0              | 0.00%                                  | 0.00%                                  |
| Northwest High                 | Omaha Public Schools            | \$123                      | \$0                              | \$0                              | \$0                                   | 0.00%                             | \$0              | 0.00%                                  | \$0              | 0.00%                                  | 0.00%                                  |
| Morton Middle                  | Omaha Public Power District     | \$2,226                    | \$0                              | \$0                              | \$0                                   | 0.00%                             | \$0              | 0.00%                                  | \$0              | 0.00%                                  | 0.00%                                  |
| Morton Middle                  | Omaha Public Schools            | \$285                      | \$0                              | \$0                              | \$0                                   | 0.00%                             | \$0              | 0.00%                                  | \$0              | 0.00%                                  | 0.00%                                  |
| North High                     | Omaha Public Schools            | \$319                      | \$0                              | \$0                              | \$0                                   | 0.00%                             | \$0              | 0.00%                                  | \$0              | 0.00%                                  | 0.00%                                  |
| North High                     | Omaha Public Schools            | \$63                       | \$0                              | \$0                              | \$0                                   | 0.00%                             | \$0              | 0.00%                                  | \$0              | 0.00%                                  | 0.00%                                  |
| Blackburn School               | Omaha Public Schools            | \$258                      | \$0                              | \$0                              | \$0                                   | 0.00%                             | \$0              | 0.00%                                  | \$0              | 0.00%                                  | 0.00%                                  |
| South High                     | Lion's Gate                     | \$13,720                   | \$0                              | \$0                              | \$0                                   | 0.00%                             | \$0              | 0.00%                                  | \$0              | 0.00%                                  | 0.00%                                  |
| South High                     | Omaha Public Schools            | \$543                      | \$0                              | \$0                              | \$0                                   | 0.00%                             | \$0              | 0.00%                                  | \$0              | 0.00%                                  | 0.00%                                  |
|                                |                                 |                            |                                  |                                  |                                       |                                   |                  |                                        |                  |                                        |                                        |



# 2018 Bond Program

Report Date 7/28/2022

## Economic Inclusion Plan & Commitment Monitoring Report

The 15% EI Plan Goal is an overall Bond Program Goal which is applied to all account codes except Land Acquisition and Builders' Risk Insurance

| A                                         |                             |                            | CONTRACT COMMITMENTS             |                                  |                                       |                                   | EXPENDITURES               |                                        |                            |                                        |                                        |
|-------------------------------------------|-----------------------------|----------------------------|----------------------------------|----------------------------------|---------------------------------------|-----------------------------------|----------------------------|----------------------------------------|----------------------------|----------------------------------------|----------------------------------------|
| B                                         | C                           | D=B+C                      | E=D/A                            | F                                | G=F/B                                 | H                                 | I=H/C                      | J=(F+H)/A                              |                            |                                        |                                        |
| Bid Package                               | Vendor                      | Total Contract Amount (\$) | Tier #1 Contract Commitment (\$) | Tier #2 Contract Commitment (\$) | Tier #1 & #2 Contract Commitment (\$) | Tier #1 & #2 % of Contract Amount | Tier #1 ETD (\$)<br>Amount | Tier #1 ETD % Contract Commitment (\$) | Tier #2 ETD (\$)<br>Amount | Tier #2 ETD % Contract Commitment (\$) | Tier #1 & #2 ETD % of Overall Contract |
| Total For Temp Housing, Utilities, Moves: |                             | \$723,749                  | \$6,938                          | \$24,619                         | \$31,557                              | 4.36%                             | \$6,938                    | 100.00%                                | \$24,379                   | 99.03%                                 | 4.33%                                  |
| Testing, Inspection, Geotechnical         |                             |                            |                                  |                                  |                                       |                                   |                            |                                        |                            |                                        |                                        |
| Catlin Elementary                         | Optimized Systems           | \$44,000                   | \$44,000                         | \$0                              | \$44,000                              | 100.00%                           | \$44,000                   | 100.00%                                | \$0                        | 0.00%                                  | 100.00%                                |
| Catlin Elementary                         | Optimized Systems           | \$14,200                   | \$14,200                         | \$0                              | \$14,200                              | 100.00%                           | \$14,200                   | 100.00%                                | \$0                        | 0.00%                                  | 100.00%                                |
| Catlin Elementary                         | Optimized Systems           | \$824                      | \$824                            | \$0                              | \$824                                 | 100.00%                           | \$824                      | 100.00%                                | \$0                        | 0.00%                                  | 100.00%                                |
| Catlin Elementary                         | Terracon Consultants, Inc.  | \$1,000                    | \$0                              | \$0                              | \$0                                   | 0.00%                             | \$0                        | 0.00%                                  | \$0                        | 0.00%                                  | 0.00%                                  |
| Catlin Elementary                         | Thiele Geotech Inc          | \$2,409                    | \$0                              | \$0                              | \$0                                   | 0.00%                             | \$0                        | 0.00%                                  | \$0                        | 0.00%                                  | 0.00%                                  |
| Conestoga Elementary                      | Optimized Systems           | \$49,000                   | \$49,000                         | \$0                              | \$49,000                              | 100.00%                           | \$49,000                   | 100.00%                                | \$0                        | 0.00%                                  | 100.00%                                |
| Conestoga Elementary                      | Optimized Systems           | \$15,300                   | \$15,300                         | \$0                              | \$15,300                              | 100.00%                           | \$15,300                   | 100.00%                                | \$0                        | 0.00%                                  | 100.00%                                |
| Conestoga Elementary                      | Optimized Systems           | \$1,019                    | \$1,019                          | \$0                              | \$1,019                               | 100.00%                           | \$1,019                    | 100.00%                                | \$0                        | 0.00%                                  | 100.00%                                |
| Conestoga Elementary                      | Terracon Consultants, Inc.  | \$6,760                    | \$0                              | \$0                              | \$0                                   | 0.00%                             | \$0                        | 0.00%                                  | \$0                        | 0.00%                                  | 0.00%                                  |
| Conestoga Elementary                      | Thiele Geotech Inc          | \$2,165                    | \$0                              | \$0                              | \$0                                   | 0.00%                             | \$0                        | 0.00%                                  | \$0                        | 0.00%                                  | 0.00%                                  |
| King Elementary                           | Four Corners Restoration    | \$2,526                    | \$0                              | \$0                              | \$0                                   | 0.00%                             | \$0                        | 0.00%                                  | \$0                        | 0.00%                                  | 0.00%                                  |
| King Elementary                           | Optimized Systems           | \$44,500                   | \$44,500                         | \$0                              | \$44,500                              | 100.00%                           | \$44,500                   | 100.00%                                | \$0                        | 0.00%                                  | 100.00%                                |
| King Elementary                           | Terracon Consultants, Inc.  | \$14,439                   | \$0                              | \$0                              | \$0                                   | 0.00%                             | \$0                        | 0.00%                                  | \$0                        | 0.00%                                  | 0.00%                                  |
| Benson High                               | Aerotech Laboratories, Inc. | \$99                       | \$0                              | \$0                              | \$0                                   | 0.00%                             | \$0                        | 0.00%                                  | \$0                        | 0.00%                                  | 0.00%                                  |
| Benson High                               | Optimized Systems           | \$49,500                   | \$49,500                         | \$0                              | \$49,500                              | 100.00%                           | \$49,500                   | 100.00%                                | \$0                        | 0.00%                                  | 100.00%                                |
| Benson High                               | Optimized Systems           | \$47,500                   | \$47,500                         | \$0                              | \$47,500                              | 100.00%                           | \$47,500                   | 100.00%                                | \$0                        | 0.00%                                  | 100.00%                                |
| Benson High                               | Terracon Consultants, Inc.  | \$12,446                   | \$0                              | \$0                              | \$0                                   | 0.00%                             | \$0                        | 0.00%                                  | \$0                        | 0.00%                                  | 0.00%                                  |





## 2018 Bond Program

Report Date 7/28/2022

### Economic Inclusion Plan & Commitment Monitoring Report

The 15% EI Plan Goal is an overall Bond Program Goal which is applied to all account codes except Land Acquisition and Builders' Risk Insurance

| A                                 |                                        |                            | CONTRACT COMMITMENTS             |                                  |                                       |                                   | EXPENDITURES               |                                        |                            |                                        |                                        |
|-----------------------------------|----------------------------------------|----------------------------|----------------------------------|----------------------------------|---------------------------------------|-----------------------------------|----------------------------|----------------------------------------|----------------------------|----------------------------------------|----------------------------------------|
| Bid Package                       | Vendor                                 | Total Contract Amount (\$) | Tier #1 Contract Commitment (\$) | Tier #2 Contract Commitment (\$) | Tier #1 & #2 Contract Commitment (\$) | Tier #1 & #2 % of Contract Amount | Tier #1 ETD (\$)<br>Amount | Tier #1 ETD % Contract Commitment (\$) | Tier #2 ETD (\$)<br>Amount | Tier #2 ETD % Contract Commitment (\$) | Tier #1 & #2 ETD % of Overall Contract |
| Testing, Inspection, Geotechnical |                                        |                            |                                  |                                  |                                       |                                   |                            |                                        |                            |                                        |                                        |
| Benson High                       | Thiele Geotech Inc                     | \$724                      | \$0                              | \$0                              | \$0                                   | 0.00%                             | \$0                        | 0.00%                                  | \$0                        | 0.00%                                  | 0.00%                                  |
| Bryan High                        | Terracon Consultants, Inc.             | \$4,270                    | \$0                              | \$0                              | \$0                                   | 0.00%                             | \$0                        | 0.00%                                  | \$0                        | 0.00%                                  | 0.00%                                  |
| Burke High                        | Alpha Land Surveying                   | \$4,950                    | \$0                              | \$4,950                          | \$4,950                               | 100.00%                           | \$0                        | 0.00%                                  | \$4,950                    | 100.00%                                | 100.00%                                |
| Burke High                        | Alpha Land Surveying                   | \$5,350                    | \$0                              | \$5,350                          | \$5,350                               | 100.00%                           | \$0                        | 0.00%                                  | \$5,350                    | 100.00%                                | 100.00%                                |
| Burke High                        | Ambassador Title Services              | \$500                      | \$0                              | \$0                              | \$0                                   | 0.00%                             | \$0                        | 0.00%                                  | \$0                        | 0.00%                                  | 0.00%                                  |
| Burke High                        | ATC Group Services LLC                 | \$2,300                    | \$0                              | \$0                              | \$0                                   | 0.00%                             | \$0                        | 0.00%                                  | \$0                        | 0.00%                                  | 0.00%                                  |
| Burke High                        | Optimized Systems                      | \$49,000                   | \$49,000                         | \$0                              | \$49,000                              | 100.00%                           | \$49,000                   | 100.00%                                | \$0                        | 0.00%                                  | 100.00%                                |
| Burke High                        | Optimized Systems                      | \$46,150                   | \$46,150                         | \$0                              | \$46,150                              | 100.00%                           | \$46,150                   | 100.00%                                | \$0                        | 0.00%                                  | 100.00%                                |
| Burke High                        | Terracon Consultants, Inc.             | \$20,914                   | \$0                              | \$0                              | \$0                                   | 0.00%                             | \$0                        | 0.00%                                  | \$0                        | 0.00%                                  | 0.00%                                  |
| Burke High                        | Terracon Consultants, Inc.             | \$625                      | \$0                              | \$0                              | \$0                                   | 0.00%                             | \$0                        | 0.00%                                  | \$0                        | 0.00%                                  | 0.00%                                  |
| Burke High                        | Thompson Dreessen Dorner Inc.          | \$3,000                    | \$0                              | \$0                              | \$0                                   | 0.00%                             | \$0                        | 0.00%                                  | \$0                        | 0.00%                                  | 0.00%                                  |
| Forest Station Elementary         | First American Title Insurance Company | \$250                      | \$0                              | \$0                              | \$0                                   | 0.00%                             | \$0                        | 0.00%                                  | \$0                        | 0.00%                                  | 0.00%                                  |
| Forest Station Elementary         | Lamp Rynearson & Associates            | \$17,418                   | \$0                              | \$0                              | \$0                                   | 0.00%                             | \$0                        | 0.00%                                  | \$0                        | 0.00%                                  | 0.00%                                  |
| Forest Station Elementary         | Olsson Associates                      | \$9,450                    | \$0                              | \$0                              | \$0                                   | 0.00%                             | \$0                        | 0.00%                                  | \$0                        | 0.00%                                  | 0.00%                                  |
| Forest Station Elementary         | Olsson Associates                      | \$79,928                   | \$0                              | \$0                              | \$0                                   | 0.00%                             | \$0                        | 0.00%                                  | \$0                        | 0.00%                                  | 0.00%                                  |
| Forest Station Elementary         | Optimized Systems                      | \$92,980                   | \$92,980                         | \$0                              | \$92,980                              | 100.00%                           | \$83,682                   | 90.00%                                 | \$0                        | 0.00%                                  | 90.00%                                 |
| Forest Station Elementary         | R.W. Engineering & Surveying, Inc.     | \$19,800                   | \$0                              | \$19,800                         | \$19,800                              | 100.00%                           | \$0                        | 0.00%                                  | \$19,432                   | 98.14%                                 | 98.14%                                 |
|                                   |                                        |                            |                                  |                                  |                                       |                                   |                            |                                        |                            |                                        |                                        |



## 2018 Bond Program

Report Date 7/28/2022

### Economic Inclusion Plan & Commitment Monitoring Report

The 15% EI Plan Goal is an overall Bond Program Goal which is applied to all account codes except Land Acquisition and Builders' Risk Insurance

| A                                 |                                    |                            | CONTRACT COMMITMENTS             |                                  |                                       |                                   | EXPENDITURES               |                                        |                            |                                        |                                        |
|-----------------------------------|------------------------------------|----------------------------|----------------------------------|----------------------------------|---------------------------------------|-----------------------------------|----------------------------|----------------------------------------|----------------------------|----------------------------------------|----------------------------------------|
| Bid Package                       | Vendor                             | Total Contract Amount (\$) | Tier #1 Contract Commitment (\$) | Tier #2 Contract Commitment (\$) | Tier #1 & #2 Contract Commitment (\$) | Tier #1 & #2 % of Contract Amount | Tier #1 ETD (\$)<br>Amount | Tier #1 ETD % Contract Commitment (\$) | Tier #2 ETD (\$)<br>Amount | Tier #2 ETD % Contract Commitment (\$) | Tier #1 & #2 ETD % of Overall Contract |
| Testing, Inspection, Geotechnical |                                    |                            |                                  |                                  |                                       |                                   |                            |                                        |                            |                                        |                                        |
| Forest Station Elementary         | R.W. Engineering & Surveying, Inc. | \$26,618                   | \$0                              | \$26,618                         | \$26,618                              | 100.00%                           | \$0                        | 0.00%                                  | \$25,368                   | 95.30%                                 | 95.30%                                 |
| Forest Station Elementary         | R.W. Engineering & Surveying, Inc. | \$8,250                    | \$0                              | \$8,250                          | \$8,250                               | 100.00%                           | \$0                        | 0.00%                                  | \$0                        | 0.00%                                  | 0.00%                                  |
| Forest Station Elementary         | Terracon Consultants, Inc.         | \$36,080                   | \$0                              | \$0                              | \$0                                   | 0.00%                             | \$0                        | 0.00%                                  | \$0                        | 0.00%                                  | 0.00%                                  |
| Forest Station Elementary         | Thiele Geotech Inc                 | \$410                      | \$0                              | \$0                              | \$0                                   | 0.00%                             | \$0                        | 0.00%                                  | \$0                        | 0.00%                                  | 0.00%                                  |
| Buena Vista High                  | Optimized Systems                  | \$245,210                  | \$245,210                        | \$0                              | \$245,210                             | 100.00%                           | \$206,612                  | 84.26%                                 | \$0                        | 0.00%                                  | 84.26%                                 |
| Buena Vista High                  | R.W. Engineering & Surveying, Inc. | \$14,693                   | \$0                              | \$14,693                         | \$14,693                              | 100.00%                           | \$0                        | 0.00%                                  | \$14,693                   | 100.00%                                | 100.00%                                |
| Buena Vista High                  | R.W. Engineering & Surveying, Inc. | \$32,400                   | \$0                              | \$32,400                         | \$32,400                              | 100.00%                           | \$0                        | 0.00%                                  | \$24,600                   | 75.93%                                 | 75.93%                                 |
| Buena Vista High                  | Terracon Consultants, Inc.         | \$134,965                  | \$0                              | \$0                              | \$0                                   | 0.00%                             | \$0                        | 0.00%                                  | \$0                        | 0.00%                                  | 0.00%                                  |
| Buena Vista High                  | Terracon Consultants, Inc.         | \$36,250                   | \$0                              | \$0                              | \$0                                   | 0.00%                             | \$0                        | 0.00%                                  | \$0                        | 0.00%                                  | 0.00%                                  |
| Buena Vista High                  | Terracon Consultants, Inc.         | \$7,825                    | \$0                              | \$0                              | \$0                                   | 0.00%                             | \$0                        | 0.00%                                  | \$0                        | 0.00%                                  | 0.00%                                  |
| Buena Vista High                  | Terracon Consultants, Inc.         | \$16,065                   | \$0                              | \$0                              | \$0                                   | 0.00%                             | \$0                        | 0.00%                                  | \$0                        | 0.00%                                  | 0.00%                                  |
| Buena Vista High                  | Terracon Consultants, Inc.         | \$14,536                   | \$0                              | \$0                              | \$0                                   | 0.00%                             | \$0                        | 0.00%                                  | \$0                        | 0.00%                                  | 0.00%                                  |
| Buena Vista High                  | Terracon Consultants, Inc.         | \$20,725                   | \$0                              | \$0                              | \$0                                   | 0.00%                             | \$0                        | 0.00%                                  | \$0                        | 0.00%                                  | 0.00%                                  |
| Buena Vista High                  | Terracon Consultants, Inc.         | \$195,391                  | \$0                              | \$0                              | \$0                                   | 0.00%                             | \$0                        | 0.00%                                  | \$0                        | 0.00%                                  | 0.00%                                  |
| Buena Vista High                  | Terracon Consultants, Inc.         | \$14,295                   | \$0                              | \$0                              | \$0                                   | 0.00%                             | \$0                        | 0.00%                                  | \$0                        | 0.00%                                  | 0.00%                                  |
| Westview High                     | Lamp Rynearson & Associates        | \$159,958                  | \$0                              | \$0                              | \$0                                   | 0.00%                             | \$0                        | 0.00%                                  | \$0                        | 0.00%                                  | 0.00%                                  |
| Westview High                     | Optimized Systems                  | \$181,215                  | \$181,215                        | \$0                              | \$181,215                             | 100.00%                           | \$166,905                  | 92.10%                                 | \$0                        | 0.00%                                  | 92.10%                                 |



## 2018 Bond Program

Report Date 7/28/2022

### Economic Inclusion Plan & Commitment Monitoring Report

The 15% EI Plan Goal is an overall Bond Program Goal which is applied to all account codes except Land Acquisition and Builders' Risk Insurance

|                                   |                                    | A                          | CONTRACT COMMITMENTS             |                                  |                                       |                                   | EXPENDITURES     |                                        |                  |                                        |                                        |
|-----------------------------------|------------------------------------|----------------------------|----------------------------------|----------------------------------|---------------------------------------|-----------------------------------|------------------|----------------------------------------|------------------|----------------------------------------|----------------------------------------|
| Bid Package                       | Vendor                             |                            | B                                | C                                | D=B+C                                 | E=D/A                             | F                | G=F/B                                  | H                | I=H/C                                  | J=(F+H)/A                              |
|                                   |                                    | Total Contract Amount (\$) | Tier #1 Contract Commitment (\$) | Tier #2 Contract Commitment (\$) | Tier #1 & #2 Contract Commitment (\$) | Tier #1 & #2 % of Contract Amount | Tier #1 ETD (\$) | Tier #1 ETD % Contract Commitment (\$) | Tier #2 ETD (\$) | Tier #2 ETD % Contract Commitment (\$) | Tier #1 & #2 ETD % of Overall Contract |
| Testing, Inspection, Geotechnical |                                    |                            |                                  |                                  |                                       |                                   |                  |                                        |                  |                                        |                                        |
| Westview High                     | R.W. Engineering & Surveying, Inc. | \$39,300                   | \$0                              | \$39,300                         | \$39,300                              | 100.00%                           | \$0              | 0.00%                                  | \$26,550         | 67.56%                                 | 67.56%                                 |
| Westview High                     | Terracon Consultants, Inc.         | \$21,890                   | \$0                              | \$0                              | \$0                                   | 0.00%                             | \$0              | 0.00%                                  | \$0              | 0.00%                                  | 0.00%                                  |
| Westview High                     | Terracon Consultants, Inc.         | \$6,920                    | \$0                              | \$0                              | \$0                                   | 0.00%                             | \$0              | 0.00%                                  | \$0              | 0.00%                                  | 0.00%                                  |
| Westview High                     | Terracon Consultants, Inc.         | \$29,219                   | \$0                              | \$0                              | \$0                                   | 0.00%                             | \$0              | 0.00%                                  | \$0              | 0.00%                                  | 0.00%                                  |
| Westview High                     | Terracon Consultants, Inc.         | \$154,843                  | \$0                              | \$0                              | \$0                                   | 0.00%                             | \$0              | 0.00%                                  | \$0              | 0.00%                                  | 0.00%                                  |
| Westview High                     | Terracon Consultants, Inc.         | \$20,778                   | \$0                              | \$0                              | \$0                                   | 0.00%                             | \$0              | 0.00%                                  | \$0              | 0.00%                                  | 0.00%                                  |
| Westview High                     | Terracon Consultants, Inc.         | \$25,434                   | \$0                              | \$0                              | \$0                                   | 0.00%                             | \$0              | 0.00%                                  | \$0              | 0.00%                                  | 0.00%                                  |
| Westview High                     | Terracon Consultants, Inc.         | \$19,395                   | \$0                              | \$0                              | \$0                                   | 0.00%                             | \$0              | 0.00%                                  | \$0              | 0.00%                                  | 0.00%                                  |
| Westview High                     | Terracon Consultants, Inc.         | \$11,000                   | \$0                              | \$0                              | \$0                                   | 0.00%                             | \$0              | 0.00%                                  | \$0              | 0.00%                                  | 0.00%                                  |
| Westview High                     | Terracon Consultants, Inc.         | \$14,173                   | \$0                              | \$0                              | \$0                                   | 0.00%                             | \$0              | 0.00%                                  | \$0              | 0.00%                                  | 0.00%                                  |
| Westview High                     | Thiele Geotech Inc                 | \$18,929                   | \$0                              | \$0                              | \$0                                   | 0.00%                             | \$0              | 0.00%                                  | \$0              | 0.00%                                  | 0.00%                                  |
| Transition Program                | Thiele Geotech Inc                 | \$1,151                    | \$0                              | \$0                              | \$0                                   | 0.00%                             | \$0              | 0.00%                                  | \$0              | 0.00%                                  | 0.00%                                  |
| Pinewood Elementary               | Alpha Land Surveying               | \$7,250                    | \$0                              | \$7,250                          | \$7,250                               | 100.00%                           | \$0              | 0.00%                                  | \$7,250          | 100.00%                                | 100.00%                                |
| Pinewood Elementary               | Olsson Associates                  | \$1,300                    | \$0                              | \$0                              | \$0                                   | 0.00%                             | \$0              | 0.00%                                  | \$0              | 0.00%                                  | 0.00%                                  |
| Pinewood Elementary               | Optimized Systems                  | \$71,600                   | \$71,600                         | \$0                              | \$71,600                              | 100.00%                           | \$71,600         | 100.00%                                | \$0              | 0.00%                                  | 100.00%                                |
| Pinewood Elementary               | Terracon Consultants, Inc.         | \$11,075                   | \$0                              | \$0                              | \$0                                   | 0.00%                             | \$0              | 0.00%                                  | \$0              | 0.00%                                  | 0.00%                                  |
| Pinewood Elementary               | Thiele Geotech Inc                 | \$2,600                    | \$0                              | \$0                              | \$0                                   | 0.00%                             | \$0              | 0.00%                                  | \$0              | 0.00%                                  | 0.00%                                  |
| Pinewood Elementary               | Thiele Geotech Inc                 | \$6,831                    | \$0                              | \$0                              | \$0                                   | 0.00%                             | \$0              | 0.00%                                  | \$0              | 0.00%                                  | 0.00%                                  |



# 2018 Bond Program

Report Date 7/28/2022

## Economic Inclusion Plan & Commitment Monitoring Report

The 15% EI Plan Goal is an overall Bond Program Goal which is applied to all account codes except Land Acquisition and Builders' Risk Insurance

| A                                 |                                    |                            | CONTRACT COMMITMENTS             |                                  |                                       |                                   | EXPENDITURES               |                                           |                            |                                           |                                        |
|-----------------------------------|------------------------------------|----------------------------|----------------------------------|----------------------------------|---------------------------------------|-----------------------------------|----------------------------|-------------------------------------------|----------------------------|-------------------------------------------|----------------------------------------|
| Bid Package                       | Vendor                             | Total Contract Amount (\$) | Tier #1 Contract Commitment (\$) | Tier #2 Contract Commitment (\$) | Tier #1 & #2 Contract Commitment (\$) | Tier #1 & #2 % of Contract Amount | Tier #1 ETD (\$)<br>Amount | Tier #1 ETD %<br>Contract Commitment (\$) | Tier #2 ETD (\$)<br>Amount | Tier #2 ETD %<br>Contract Commitment (\$) | Tier #1 & #2 ETD % of Overall Contract |
| Testing, Inspection, Geotechnical |                                    |                            |                                  |                                  |                                       |                                   |                            |                                           |                            |                                           |                                        |
| Edison Elementary                 | Boundaryline Surveys               | \$3,800                    | \$0                              | \$0                              | \$0                                   | 0.00%                             | \$0                        | 0.00%                                     | \$0                        | 0.00%                                     | 0.00%                                  |
| Edison Elementary                 | Olsson Associates                  | \$2,471                    | \$0                              | \$0                              | \$0                                   | 0.00%                             | \$0                        | 0.00%                                     | \$0                        | 0.00%                                     | 0.00%                                  |
| Edison Elementary                 | Optimized Systems                  | \$57,090                   | \$0                              | \$57,090                         | \$57,090                              | 100.00%                           | \$57,090                   | 0.00%                                     | \$0                        | 0.00%                                     | 100.00%                                |
| Edison Elementary                 | Terracon Consultants, Inc.         | \$3,650                    | \$0                              | \$0                              | \$0                                   | 0.00%                             | \$0                        | 0.00%                                     | \$0                        | 0.00%                                     | 0.00%                                  |
| Edison Elementary                 | Terracon Consultants, Inc.         | \$6,668                    | \$0                              | \$0                              | \$0                                   | 0.00%                             | \$0                        | 0.00%                                     | \$0                        | 0.00%                                     | 0.00%                                  |
| Edison Elementary                 | Terracon Consultants, Inc.         | \$4,394                    | \$0                              | \$0                              | \$0                                   | 0.00%                             | \$0                        | 0.00%                                     | \$0                        | 0.00%                                     | 0.00%                                  |
| Highland Elementary               | Cornerstone Surveying LLC          | \$11,400                   | \$0                              | \$0                              | \$0                                   | 0.00%                             | \$0                        | 0.00%                                     | \$0                        | 0.00%                                     | 0.00%                                  |
| Highland Elementary               | Optimized Systems                  | \$70,250                   | \$70,250                         | \$0                              | \$70,250                              | 100.00%                           | \$64,737                   | 92.15%                                    | \$0                        | 0.00%                                     | 92.15%                                 |
| Highland Elementary               | Terracon Consultants, Inc.         | \$100                      | \$0                              | \$0                              | \$0                                   | 0.00%                             | \$0                        | 0.00%                                     | \$0                        | 0.00%                                     | 0.00%                                  |
| Highland Elementary               | Thiele Geotech Inc                 | \$3,975                    | \$0                              | \$0                              | \$0                                   | 0.00%                             | \$0                        | 0.00%                                     | \$0                        | 0.00%                                     | 0.00%                                  |
| Highland Elementary               | Thiele Geotech Inc                 | \$16,585                   | \$0                              | \$0                              | \$0                                   | 0.00%                             | \$0                        | 0.00%                                     | \$0                        | 0.00%                                     | 0.00%                                  |
| Masters Elementary                | Boundaryline Surveys               | \$2,900                    | \$0                              | \$0                              | \$0                                   | 0.00%                             | \$0                        | 0.00%                                     | \$0                        | 0.00%                                     | 0.00%                                  |
| Masters Elementary                | Olsson Associates                  | \$2,423                    | \$0                              | \$0                              | \$0                                   | 0.00%                             | \$0                        | 0.00%                                     | \$0                        | 0.00%                                     | 0.00%                                  |
| Masters Elementary                | Optimized Systems                  | \$49,060                   | \$0                              | \$49,060                         | \$49,060                              | 100.00%                           | \$49,060                   | 0.00%                                     | \$0                        | 0.00%                                     | 100.00%                                |
| Masters Elementary                | R.W. Engineering & Surveying, Inc. | \$1,180                    | \$0                              | \$1,180                          | \$1,180                               | 100.00%                           | \$0                        | 0.00%                                     | \$1,180                    | 100.00%                                   | 100.00%                                |
| Masters Elementary                | Terracon Consultants, Inc.         | \$3,650                    | \$0                              | \$0                              | \$0                                   | 0.00%                             | \$0                        | 0.00%                                     | \$0                        | 0.00%                                     | 0.00%                                  |
| Masters Elementary                | Terracon Consultants, Inc.         | \$1,445                    | \$0                              | \$0                              | \$0                                   | 0.00%                             | \$0                        | 0.00%                                     | \$0                        | 0.00%                                     | 0.00%                                  |
| Masters Elementary                | Terracon Consultants, Inc.         | \$2,493                    | \$0                              | \$0                              | \$0                                   | 0.00%                             | \$0                        | 0.00%                                     | \$0                        | 0.00%                                     | 0.00%                                  |



# 2018 Bond Program

Report Date 7/28/2022

## Economic Inclusion Plan & Commitment Monitoring Report

The 15% EI Plan Goal is an overall Bond Program Goal which is applied to all account codes except Land Acquisition and Builders' Risk Insurance

| A                                 |                             |                            | CONTRACT COMMITMENTS             |                                  |                                       |                                   | EXPENDITURES     |                                        |                  |                                        |                                        |
|-----------------------------------|-----------------------------|----------------------------|----------------------------------|----------------------------------|---------------------------------------|-----------------------------------|------------------|----------------------------------------|------------------|----------------------------------------|----------------------------------------|
| B                                 | C                           | D=B+C                      | E=D/A                            | F                                | G=F/B                                 | H                                 | I=H/C            | J=(F+H)/A                              |                  |                                        |                                        |
| Bid Package                       | Vendor                      | Total Contract Amount (\$) | Tier #1 Contract Commitment (\$) | Tier #2 Contract Commitment (\$) | Tier #1 & #2 Contract Commitment (\$) | Tier #1 & #2 % of Contract Amount | Tier #1 ETD (\$) | Tier #1 ETD % Contract Commitment (\$) | Tier #2 ETD (\$) | Tier #2 ETD % Contract Commitment (\$) | Tier #1 & #2 ETD % of Overall Contract |
| Testing, Inspection, Geotechnical |                             |                            |                                  |                                  |                                       |                                   |                  |                                        |                  |                                        |                                        |
|                                   |                             |                            |                                  |                                  |                                       |                                   |                  |                                        |                  |                                        |                                        |
| Spring Lake Elementary            | Olsson Associates           | \$3,500                    | \$0                              | \$0                              | \$0                                   | 0.00%                             | \$0              | 0.00%                                  | \$0              | 0.00%                                  | 0.00%                                  |
| Spring Lake Elementary            | Optimized Systems           | \$113,990                  | \$113,990                        | \$0                              | \$113,990                             | 100.00%                           | \$8,375          | 7.35%                                  | \$0              | 0.00%                                  | 7.35%                                  |
| Spring Lake Elementary            | Terracon Consultants, Inc.  | \$2,298                    | \$0                              | \$0                              | \$0                                   | 0.00%                             | \$0              | 0.00%                                  | \$0              | 0.00%                                  | 0.00%                                  |
| Spring Lake Elementary            | Thiele Geotech Inc          | \$9,200                    | \$0                              | \$0                              | \$0                                   | 0.00%                             | \$0              | 0.00%                                  | \$0              | 0.00%                                  | 0.00%                                  |
| Spring Lake Elementary            | Thiele Geotech Inc          | \$25,432                   | \$0                              | \$0                              | \$0                                   | 0.00%                             | \$0              | 0.00%                                  | \$0              | 0.00%                                  | 0.00%                                  |
| Lewis & Clark Middle              | Cornerstone Surveying LLC   | \$10,350                   | \$0                              | \$0                              | \$0                                   | 0.00%                             | \$0              | 0.00%                                  | \$0              | 0.00%                                  | 0.00%                                  |
| Lewis & Clark Middle              | Optimized Systems           | \$151,940                  | \$151,940                        | \$0                              | \$151,940                             | 100.00%                           | \$135,827        | 89.40%                                 | \$0              | 0.00%                                  | 89.40%                                 |
| Lewis & Clark Middle              | Terracon Consultants, Inc.  | \$595                      | \$0                              | \$0                              | \$0                                   | 0.00%                             | \$0              | 0.00%                                  | \$0              | 0.00%                                  | 0.00%                                  |
| Lewis & Clark Middle              | Terracon Consultants, Inc.  | \$18,363                   | \$0                              | \$0                              | \$0                                   | 0.00%                             | \$0              | 0.00%                                  | \$0              | 0.00%                                  | 0.00%                                  |
| Lewis & Clark Middle              | Thiele Geotech Inc          | \$3,250                    | \$0                              | \$0                              | \$0                                   | 0.00%                             | \$0              | 0.00%                                  | \$0              | 0.00%                                  | 0.00%                                  |
| Central High                      | Heartland Scenic Studio     | \$1,920                    | \$0                              | \$0                              | \$0                                   | 0.00%                             | \$0              | 0.00%                                  | \$0              | 0.00%                                  | 0.00%                                  |
| Central High                      | Optimized Systems           | \$262,320                  | \$262,320                        | \$0                              | \$262,320                             | 100.00%                           | \$68,080         | 25.95%                                 | \$0              | 0.00%                                  | 25.95%                                 |
| Central High                      | Optimized Systems           | \$7,138                    | \$7,138                          | \$0                              | \$7,138                               | 100.00%                           | \$7,138          | 100.00%                                | \$0              | 0.00%                                  | 100.00%                                |
| Bluestem Middle School            | Lamp Rynearson & Associates | \$13,900                   | \$0                              | \$0                              | \$0                                   | 0.00%                             | \$0              | 0.00%                                  | \$0              | 0.00%                                  | 0.00%                                  |
| Bluestem Middle School            | Olsson Associates           | \$32,960                   | \$0                              | \$0                              | \$0                                   | 0.00%                             | \$0              | 0.00%                                  | \$0              | 0.00%                                  | 0.00%                                  |
| Bluestem Middle School            | Olsson Associates           | \$20,500                   | \$0                              | \$0                              | \$0                                   | 0.00%                             | \$0              | 0.00%                                  | \$0              | 0.00%                                  | 0.00%                                  |
| Bluestem Middle School            | Olsson Associates           | \$5,990                    | \$0                              | \$0                              | \$0                                   | 0.00%                             | \$0              | 0.00%                                  | \$0              | 0.00%                                  | 0.00%                                  |
|                                   |                             |                            |                                  |                                  |                                       |                                   |                  |                                        |                  |                                        |                                        |



# 2018 Bond Program

Report Date 7/28/2022

## Economic Inclusion Plan & Commitment Monitoring Report

The 15% EI Plan Goal is an overall Bond Program Goal which is applied to all account codes except Land Acquisition and Builders' Risk Insurance

| A                                 |                                    |                            | CONTRACT COMMITMENTS             |                                  |                                       |                                   | EXPENDITURES               |                                        |                            |                                        |                                        |
|-----------------------------------|------------------------------------|----------------------------|----------------------------------|----------------------------------|---------------------------------------|-----------------------------------|----------------------------|----------------------------------------|----------------------------|----------------------------------------|----------------------------------------|
| Bid Package                       | Vendor                             | Total Contract Amount (\$) | Tier #1 Contract Commitment (\$) | Tier #2 Contract Commitment (\$) | Tier #1 & #2 Contract Commitment (\$) | Tier #1 & #2 % of Contract Amount | Tier #1 ETD (\$)<br>Amount | Tier #1 ETD % Contract Commitment (\$) | Tier #2 ETD (\$)<br>Amount | Tier #2 ETD % Contract Commitment (\$) | Tier #1 & #2 ETD % of Overall Contract |
| Testing, Inspection, Geotechnical |                                    |                            |                                  |                                  |                                       |                                   |                            |                                        |                            |                                        |                                        |
| Bluestem Middle School            | Olsson Associates                  | \$7,305                    | \$0                              | \$0                              | \$0                                   | 0.00%                             | \$0                        | 0.00%                                  | \$0                        | 0.00%                                  | 0.00%                                  |
| Bluestem Middle School            | Olsson Associates                  | \$148,370                  | \$0                              | \$0                              | \$0                                   | 0.00%                             | \$0                        | 0.00%                                  | \$0                        | 0.00%                                  | 0.00%                                  |
| Bluestem Middle School            | Optimized Systems                  | \$156,650                  | \$156,650                        | \$0                              | \$156,650                             | 100.00%                           | \$45,203                   | 28.86%                                 | \$0                        | 0.00%                                  | 28.86%                                 |
| Bluestem Middle School            | R.W. Engineering & Surveying, Inc. | \$25,500                   | \$0                              | \$25,500                         | \$25,500                              | 100.00%                           | \$0                        | 0.00%                                  | \$15,300                   | 60.00%                                 | 60.00%                                 |
| Bluestem Middle School            | Terracon Consultants, Inc.         | \$8,390                    | \$0                              | \$0                              | \$0                                   | 0.00%                             | \$0                        | 0.00%                                  | \$0                        | 0.00%                                  | 0.00%                                  |
| Pine Elementary                   | Ehrhart Griffin & Associates       | \$8,276                    | \$0                              | \$0                              | \$0                                   | 0.00%                             | \$0                        | 0.00%                                  | \$0                        | 0.00%                                  | 0.00%                                  |
| Pine Elementary                   | Felsburg Holt & Ullevig            | \$14,500                   | \$0                              | \$0                              | \$0                                   | 0.00%                             | \$0                        | 0.00%                                  | \$0                        | 0.00%                                  | 0.00%                                  |
| Pine Elementary                   | Olsson Associates                  | \$16,283                   | \$0                              | \$0                              | \$0                                   | 0.00%                             | \$0                        | 0.00%                                  | \$0                        | 0.00%                                  | 0.00%                                  |
| Pine Elementary                   | Optimized Systems                  | \$85,640                   | \$91,340                         | \$0                              | \$91,340                              | 106.66%                           | \$77,076                   | 84.38%                                 | \$0                        | 0.00%                                  | 90.00%                                 |
| Pine Elementary                   | Optimized Systems                  | \$33,750                   | \$33,750                         | \$0                              | \$33,750                              | 100.00%                           | \$0                        | 0.00%                                  | \$0                        | 0.00%                                  | 0.00%                                  |
| Pine Elementary                   | Terracon Consultants, Inc.         | \$69,719                   | \$0                              | \$0                              | \$0                                   | 0.00%                             | \$0                        | 0.00%                                  | \$0                        | 0.00%                                  | 0.00%                                  |
| Pine Elementary                   | Thiele Geotech Inc                 | \$8,725                    | \$0                              | \$0                              | \$0                                   | 0.00%                             | \$0                        | 0.00%                                  | \$0                        | 0.00%                                  | 0.00%                                  |
| Pine Elementary                   | Thiele Geotech Inc                 | \$45,265                   | \$0                              | \$0                              | \$0                                   | 0.00%                             | \$0                        | 0.00%                                  | \$0                        | 0.00%                                  | 0.00%                                  |
| Adams Elementary                  | Optimized Systems                  | \$92,130                   | \$92,130                         | \$0                              | \$92,130                              | 100.00%                           | \$86,141                   | 93.50%                                 | \$0                        | 0.00%                                  | 93.50%                                 |
| Adams Elementary                  | R.W. Engineering & Surveying, Inc. | \$2,560                    | \$0                              | \$0                              | \$0                                   | 0.00%                             | \$0                        | 0.00%                                  | \$2,560                    | 0.00%                                  | 100.00%                                |
| Northwest High                    | Optimized Systems                  | \$157,310                  | \$157,310                        | \$0                              | \$157,310                             | 100.00%                           | \$70,572                   | 44.86%                                 | \$0                        | 0.00%                                  | 44.86%                                 |
| Morton Middle                     | Cornerstone Surveying LLC          | \$10,400                   | \$0                              | \$0                              | \$0                                   | 0.00%                             | \$0                        | 0.00%                                  | \$0                        | 0.00%                                  | 0.00%                                  |
|                                   |                                    |                            |                                  |                                  |                                       |                                   |                            |                                        |                            |                                        |                                        |



# 2018 Bond Program

Report Date 7/28/2022

## Economic Inclusion Plan & Commitment Monitoring Report

The 15% EI Plan Goal is an overall Bond Program Goal which is applied to all account codes except Land Acquisition and Builders' Risk Insurance

|                                              |                                    |                            | CONTRACT COMMITMENTS             |                                  |                                       |                                   | EXPENDITURES     |                                        |                  |                                        |                                        |
|----------------------------------------------|------------------------------------|----------------------------|----------------------------------|----------------------------------|---------------------------------------|-----------------------------------|------------------|----------------------------------------|------------------|----------------------------------------|----------------------------------------|
| A                                            |                                    |                            | B                                | C                                | D=B+C                                 | E=D/A                             | F                | G=F/B                                  | H                | I=H/C                                  | J=(F+H)/A                              |
| Bid Package                                  | Vendor                             | Total Contract Amount (\$) | Tier #1 Contract Commitment (\$) | Tier #2 Contract Commitment (\$) | Tier #1 & #2 Contract Commitment (\$) | Tier #1 & #2 % of Contract Amount | Tier #1 ETD (\$) | Tier #1 ETD % Contract Commitment (\$) | Tier #2 ETD (\$) | Tier #2 ETD % Contract Commitment (\$) | Tier #1 & #2 ETD % of Overall Contract |
| Testing, Inspection, Geotechnical            |                                    |                            |                                  |                                  |                                       |                                   |                  |                                        |                  |                                        |                                        |
| Morton Middle                                | Independent Roofing Company        | \$350                      | \$0                              | \$0                              | \$0                                   | 0.00%                             | \$0              | 0.00%                                  | \$0              | 0.00%                                  | 0.00%                                  |
| Morton Middle                                | Optimized Systems                  | \$137,450                  | \$137,450                        | \$0                              | \$137,450                             | 100.00%                           | \$29,344         | 21.35%                                 | \$0              | 0.00%                                  | 21.35%                                 |
| Morton Middle                                | Thiele Geotech Inc                 | \$4,400                    | \$0                              | \$0                              | \$0                                   | 0.00%                             | \$0              | 0.00%                                  | \$0              | 0.00%                                  | 0.00%                                  |
| Morton Middle                                | Thiele Geotech Inc                 | \$16,675                   | \$0                              | \$0                              | \$0                                   | 0.00%                             | \$0              | 0.00%                                  | \$0              | 0.00%                                  | 0.00%                                  |
| North High                                   | Optimized Systems                  | \$137,130                  | \$137,130                        | \$0                              | \$137,130                             | 100.00%                           | \$58,478         | 42.64%                                 | \$0              | 0.00%                                  | 42.64%                                 |
| North High                                   | R.W. Engineering & Surveying, Inc. | \$6,900                    | \$0                              | \$6,900                          | \$6,900                               | 100.00%                           | \$0              | 0.00%                                  | \$6,900          | 100.00%                                | 100.00%                                |
| Blackburn School                             | Optimized Systems                  | \$146,980                  | \$146,980                        | \$0                              | \$146,980                             | 100.00%                           | \$106,160        | 72.23%                                 | \$0              | 0.00%                                  | 72.23%                                 |
| Blackburn School                             | R.W. Engineering & Surveying, Inc. | \$1,950                    | \$0                              | \$1,950                          | \$1,950                               | 100.00%                           | \$0              | 0.00%                                  | \$1,950          | 100.00%                                | 100.00%                                |
| Blackburn School                             | Thiele Geotech Inc                 | \$756                      | \$0                              | \$0                              | \$0                                   | 0.00%                             | \$0              | 0.00%                                  | \$0              | 0.00%                                  | 0.00%                                  |
| South High                                   | Optimized Systems                  | \$202,360                  | \$202,360                        | \$0                              | \$202,360                             | 100.00%                           | \$40,472         | 20.00%                                 | \$0              | 0.00%                                  | 20.00%                                 |
| South High                                   | Optimized Systems                  | \$4,600                    | \$4,600                          | \$0                              | \$4,600                               | 100.00%                           | \$4,600          | 100.00%                                | \$0              | 0.00%                                  | 100.00%                                |
| Total For Testing, Inspection, Geotechnical: |                                    | \$4,751,371                | \$2,717,335                      | \$300,291                        | \$3,017,626                           | 63.51%                            | \$1,798,143      | 66.17%                                 | \$156,082        | 51.98%                                 | 41.13%                                 |
| Grand Total                                  |                                    | \$405,646,211              | \$15,668,507                     | \$25,448,807                     | \$41,117,314                          | 10.14%                            | \$15,125,645     | 96.54%                                 | \$20,839,495     | 81.89%                                 | 8.87%                                  |



# 2018 Bond Program

Report Date: 7/28/2022

## Bond Sales Premium Proceeds and Earnings Interest Report

|                                                                                 |             | BUDGET                  |                     |                     | COST COMMITMENTS   |              |                                    |                       |                          | EXPENDITURES         |              |
|---------------------------------------------------------------------------------|-------------|-------------------------|---------------------|---------------------|--------------------|--------------|------------------------------------|-----------------------|--------------------------|----------------------|--------------|
|                                                                                 |             | A                       | A1                  | A2=A+A1             | B                  | C=B/A2       | D                                  | E=B+D                 | F=A2-E                   | G                    | H = G/A2     |
| Description                                                                     | Phase       | Original Project Budget | Budget Transfer     | Current Budget      | Committed Cost     | % Committed  | Additional Commitments To Complete | Projected Commitments | Projected (Over) / Under | Expenditures To Date | % Expended   |
| <b>Bond Sale Additional Premium Proceeds</b>                                    |             |                         |                     |                     |                    |              |                                    |                       |                          |                      |              |
| Total Tranche Sale Premium - #001 (Par Amount of Bonds = \$80M)                 | Complete    | \$0                     | \$1,366,900         | \$1,366,900         | \$328,388          | 24.02%       | \$0                                | \$328,388             | \$1,038,512              | \$328,388            | 24.02%       |
| Total Tranche Sale Premium - #002 (Par Amount of Bonds = \$125M)                | Complete    | \$0                     | \$10,942,515        | \$10,942,515        | \$578,555          | 5.29%        | \$0                                | \$578,555             | \$10,363,960             | \$578,555            | 5.29%        |
| Total Tranche Sale Premium - #003 (Par Amount of Bonds = \$140M)                | Complete    | \$0                     | \$15,535,336        | \$15,535,336        | \$579,500          | 3.73%        | \$0                                | \$579,500             | \$14,955,836             | \$579,500            | 3.73%        |
| Total Tranche Sale Premium - #004 (Par Amount of Bonds = \$38.55M)              | Complete    | \$0                     | \$3,065,680         | \$3,065,680         | \$440,680          | 14.37%       | \$0                                | \$440,680             | \$2,625,000              | \$440,680            | 14.37%       |
| <b>Bond Earnings Interest To Date</b>                                           |             |                         |                     |                     |                    |              |                                    |                       |                          |                      |              |
| Tranche #001 - Total Investment Results - Interest, Dividends, and Other Income | Complete    | \$0                     | \$1,768,293         | \$1,768,293         | \$0                | 0.00%        | \$0                                | \$0                   | \$1,768,293              | \$0                  | 0.00%        |
| Tranche #002 - Total Investment Results - Interest, Dividends, and Other Income | Complete    | \$0                     | \$794,394           | \$794,394           | \$0                | 0.00%        | \$0                                | \$0                   | \$794,394                | \$0                  | 0.00%        |
| Tranche #003 - Total Investment Results - Interest, Dividends, and Other Income | In Progress | \$0                     | \$32,264            | \$32,264            | \$0                | 0.00%        | \$0                                | \$0                   | \$32,264                 | \$0                  | 0.00%        |
| Tranche #004 - Total Investment Results - Interest, Dividends, and Other Income | In Progress | \$0                     | \$13,073            | \$13,073            | \$0                | 0.00%        | \$0                                | \$0                   | \$13,073                 | \$0                  | 0.00%        |
| <b>Grand Totals:</b>                                                            |             | <b>\$0</b>              | <b>\$33,518,455</b> | <b>\$33,518,455</b> | <b>\$1,927,124</b> | <b>5.75%</b> | <b>\$0</b>                         | <b>\$1,927,124</b>    | <b>\$31,591,331</b>      | <b>\$1,927,124</b>   | <b>5.75%</b> |

### Budget Transfer Information: Increase To Program Contingency (Project #321599)

|                                                                                                                                                |             |
|------------------------------------------------------------------------------------------------------------------------------------------------|-------------|
| Budget Transfer #031: Increase To Project #321599 Program Contingency Earnings Interest Tranche #001 and #002 - CBOC Bond Sales Report 2021-05 | \$2,550,421 |
|------------------------------------------------------------------------------------------------------------------------------------------------|-------------|

|        |             |
|--------|-------------|
| TOTAL: | \$2,550,421 |
|--------|-------------|