

CBOC Highlights Report – Phase II

January 2022

- ☐ **Board of Education Updates – 1/3/22**
 - Approval of Change Order #001 – Buena Vista High School – McCarthy Building Companies \$716,095
 - Approval of Certificate of Substantial Completion at Forest Station Elementary School – Hausmann Construction
- ☐ **Board of Education Updates – 1/20/22**
 - Approval of GMP Amendment #002 – Forest Station Elementary School – Hausmann Construction \$859,509
 - Approval of Certificate of Substantial Completion at Highland Elementary School – Hausmann Construction
- ☐ **Preliminary Future Board of Education Updates – 2/7/2022**
 - Approval of Certificate of Substantial Completion at Lewis & Clark Middle School – Vrana Construction
 - Approval of GMP Amendment #005 – Pine Elementary School – Darland Construction \$332,561
- ☐ **25 Total Projects**
 - 25 Active Projects / 100% of Total Projects
 - 0 – Bid/Award
 - 3 – Closeout
 - 10 – Complete
 - 12 – Construction
 - 0 – Design
- ☐ **Program Progress Overview**
 - Total Program Budget: \$409,900,000 + \$2,550,421 = \$412,450,421
 - Total Contract Amounts: \$391,135,189 or 94.83% of Program
 - Total Additional Commitments To Complete (Forecasted): \$21,315,232
 - Total Projected Commitments (Contract Amounts + Additional Commitments To Complete): \$391,135,189 + \$21,315,232 = \$412,450,421
 - Total Expenditure Amounts: \$310,142,144 or 75.20% of Program

☐ **Program Contingency Summary**

- Program Contingency Original Budget: \$39,764,454 or 9.70% of Program
- Approved Program Contingency Usage: \$39,117,165
- Forecasted Program Contingency: \$0
- Total (Approved + Forecasted) Contingency Usage: \$39,117,165
- $\$39,117,165 / \$409,900,000 = 9.54\%$
 - Current Trend under budget by 0.16%
- Budget Transfers Approved/Completed & Pending – Dec. 2021 to Jan. 2022:
 - Budget Transfer(s) Approved/Completed: #001 thru. #047
 - Budget Transfer(s) Pending: N/A
- Current Unallocated (Available) Program Contingency Funds = \$647,289

☐ **Economic Inclusion**

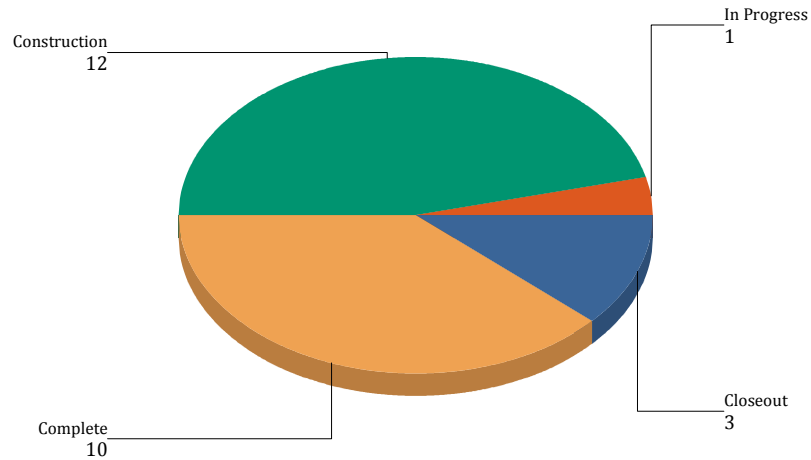
- Total Applicable Program Contract Commitment Amounts: \$391,135,189
- Tier No. 01 Contract Commitments: \$14,648,207
- Tier No. 02 Contract Commitments: \$24,936,794
- Total SEBs Contract Commitments: \$39,585,001 or 10.12% of Current Contract Commitments
- Tier No. 01 Expenditures To Date: \$12,460,661
- Tier No. 02 Expenditures To Date: \$18,156,995
- Total SEBs Expenditures To Date % of Overall Contract Amount: 7.83%



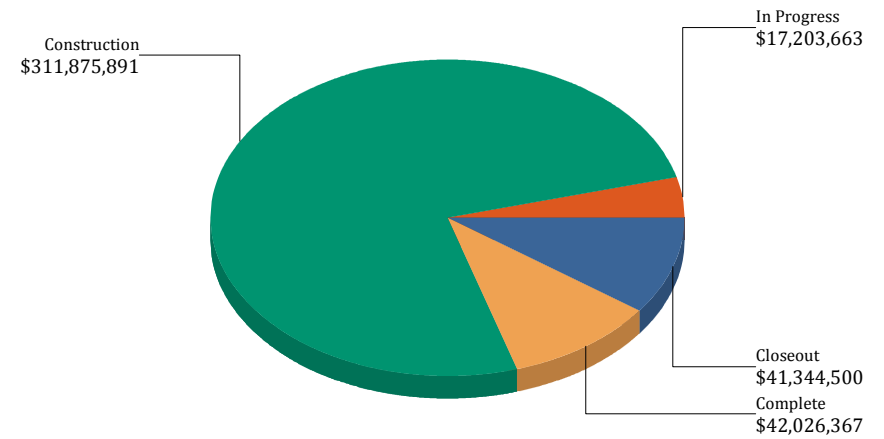
2018 Bond Program Status of Projects By Phase

Report Date: 1/27/2022

Of Schools



Current Budget



BUDGET

A

COST COMMITMENTS

B

C=B/A

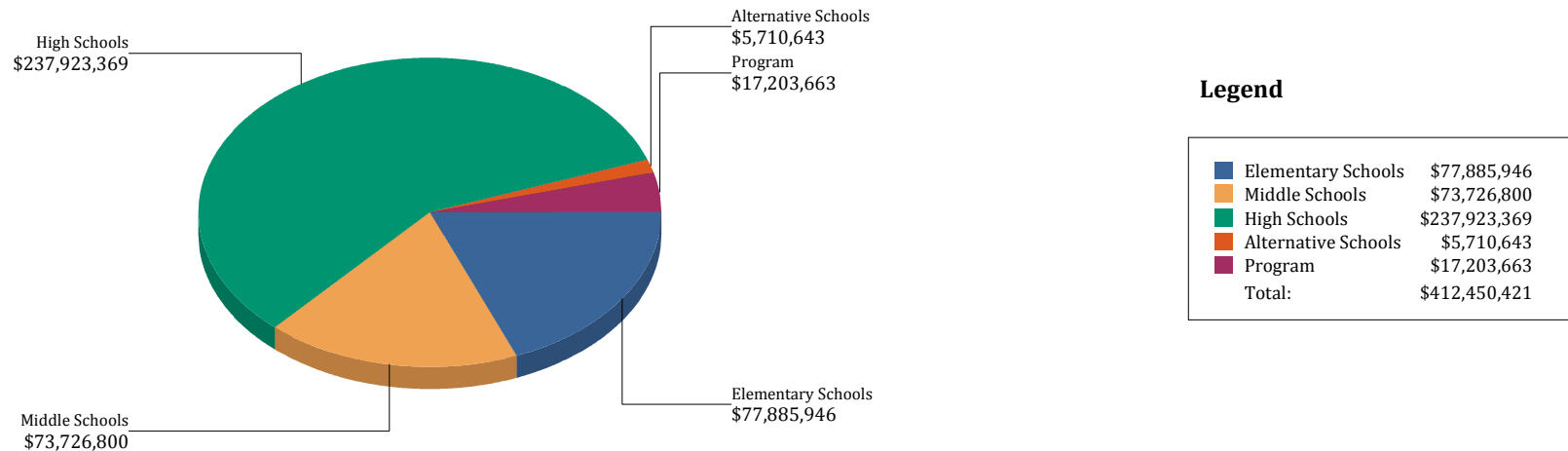
Phase Description	# of Schools	Current Budget	Committed Costs	% Committed
Closeout	3	\$41,344,500	\$40,800,322	98.68%
Complete	10	\$42,026,367	\$42,025,333	100.00%
Construction	12	\$311,875,891	\$293,861,944	94.22%
In Progress	1	\$17,203,663	\$14,447,590	83.98%
Grand Totals:	26	\$412,450,421	\$391,135,189	94.83%



2018 Bond Program Program Report By Schools

Report Date: 1/27/2022

Value of Projects by Type



Legend

Elementary Schools	\$77,885,946
Middle Schools	\$73,726,800
High Schools	\$237,923,369
Alternative Schools	\$5,710,643
Program	\$17,203,663
Total:	\$412,450,421

		BUDGET			COST COMMITMENTS					EXPENDITURES	
		A	A1	A2=A+A1	B	C=B/A2	D	E=B+D	F=A2-E	G	H=G/A2
Description	Phase	Original Project Budget	Budget Transfer	Current Budget	Committed Cost	% Committed	Additional Commitments To Complete	Projected Commitments	Projected (Over) / Under	Expenditures To Date	% Expended
Elementary Schools											
Adams	Construction	\$1,766,400	\$450,000	\$2,216,400	\$1,953,684	88.15%	\$262,716	\$2,216,400	\$0	\$1,585,551	71.54%
Catlin	Complete	\$2,410,800	(\$88,210)	\$2,322,590	\$2,322,590	100.00%	\$0	\$2,322,590	\$0	\$2,292,339	98.70%
Conestoga	Complete	\$3,055,200	(\$636,829)	\$2,418,371	\$2,418,371	100.00%	\$0	\$2,418,371	\$0	\$2,417,315	99.96%
Edison	Complete	\$4,021,348	\$91,700	\$4,113,048	\$4,112,013	99.97%	\$1,035	\$4,113,048	\$0	\$4,089,898	99.44%
Forest Station	Closeout	\$18,600,000	\$3,550,000	\$22,150,000	\$21,797,008	98.41%	\$352,992	\$22,150,000	\$0	\$20,398,449	92.09%
Highland	Closeout	\$5,518,400	\$661,300	\$6,179,700	\$6,062,952	98.11%	\$116,748	\$6,179,700	\$0	\$5,509,097	89.15%
King	Complete	\$3,547,200	\$395,127	\$3,942,327	\$3,942,327	100.00%	\$0	\$3,942,327	\$0	\$3,942,327	100.00%
Masters	Complete	\$2,382,927	\$81,786	\$2,464,713	\$2,464,713	100.00%	\$0	\$2,464,713	\$0	\$2,464,280	99.98%
Pine	Construction	\$18,600,000	\$0	\$18,600,000	\$18,241,702	98.07%	\$358,298	\$18,600,000	\$0	\$15,882,730	85.39%
Pinewood	Complete	\$5,929,200	(\$457,605)	\$5,471,595	\$5,471,595	100.00%	\$0	\$5,471,595	\$0	\$5,471,595	100.00%
Spring Lake	Construction	\$6,748,400	\$1,258,800	\$8,007,200	\$7,229,542	90.29%	\$777,658	\$8,007,200	\$0	\$1,165,315	14.55%

		BUDGET			COST COMMITMENTS					EXPENDITURES	
		A	A1	A2=A+A1	B	C=B/A2	D	E=B+D	F=A2-E	G	H=G/A2
Description	Phase	Original Project Budget	Budget Transfer	Current Budget	Committed Cost	% Committed	Additional Commitments To Complete	Projected Commitments	Projected (Over) / Under	Expenditures To Date	% Expended
Elementary Schools		\$72,579,875	\$5,306,071	\$77,885,946	\$76,016,500	97.60%	\$1,869,446	\$77,885,946	\$0	\$65,218,897	83.74%
Middle Schools											
Bluestem	Construction	\$34,720,000	\$14,095,000	\$48,815,000	\$47,238,323	96.77%	\$1,576,677	\$48,815,000	\$0	\$20,369,700	41.73%
Lewis & Clark	Closeout	\$14,014,800	(\$1,000,000)	\$13,014,800	\$12,940,361	99.43%	\$74,439	\$13,014,800	\$0	\$11,996,846	92.18%
Morton	Construction	\$10,662,000	\$1,235,000	\$11,897,000	\$11,365,846	95.54%	\$531,154	\$11,897,000	\$0	\$4,525,975	38.04%
Middle Schools		\$59,396,800	\$14,330,000	\$73,726,800	\$71,544,530	97.04%	\$2,182,270	\$73,726,800	\$0	\$36,892,521	50.04%
High Schools											
Benson	Complete	\$9,782,400	(\$1,880,022)	\$7,902,378	\$7,902,378	100.00%	\$0	\$7,902,378	\$0	\$7,847,086	99.30%
Bryan High	Complete	\$6,714,000	(\$1,150,382)	\$5,563,618	\$5,563,618	100.00%	\$0	\$5,563,618	\$0	\$5,563,618	100.00%
Buena Vista	Construction	\$74,121,660	\$20,336,871	\$94,458,531	\$88,629,128	93.83%	\$5,829,403	\$94,458,531	\$0	\$79,991,265	84.68%
Burke	Complete	\$7,161,600	(\$1,635,318)	\$5,526,282	\$5,526,282	100.00%	\$0	\$5,526,282	\$0	\$5,526,282	100.00%
Central	Construction	\$5,872,800	\$0	\$5,872,800	\$5,704,329	97.13%	\$168,471	\$5,872,800	\$0	\$4,471,972	76.15%
North	Construction	\$6,694,800	\$1,600,000	\$8,294,800	\$7,879,229	94.99%	\$415,571	\$8,294,800	\$0	\$4,146,550	49.99%
Northwest	Construction	\$7,735,200	\$0	\$7,735,200	\$6,959,170	89.97%	\$776,030	\$7,735,200	\$0	\$3,094,165	40.00%
South	Construction	\$11,509,200	\$0	\$11,509,200	\$11,244,974	97.70%	\$264,226	\$11,509,200	\$0	\$6,799,016	59.07%
Westview	Construction	\$77,911,087	\$13,149,473	\$91,060,560	\$84,255,876	92.53%	\$6,804,684	\$91,060,560	\$0	\$76,103,391	83.57%
High Schools		\$207,502,747	\$30,420,622	\$237,923,369	\$223,664,984	94.01%	\$14,258,386	\$237,923,369	\$0	\$193,543,345	81.35%
Alternative Schools											
Blackburn	Construction	\$3,409,200	\$0	\$3,409,200	\$3,160,142	92.69%	\$249,058	\$3,409,200	\$0	\$2,610,916	76.58%
Transition Program	Complete	\$1,989,750	\$311,693	\$2,301,443	\$2,301,443	100.00%	\$0	\$2,301,443	\$0	\$2,301,443	100.00%
Alternative Schools		\$5,398,950	\$311,693	\$5,710,643	\$5,461,585	95.64%	\$249,058	\$5,710,643	\$0	\$4,912,360	86.02%
Program											
Program - Contingency	In Progress	\$39,764,454	(\$39,117,165)	\$647,289	\$0	0.00%	\$647,289	\$647,289	\$0	\$0	0.00%
Program - Hazardous Mtrls./Remediation	In Progress	\$4,988,600	(\$4,434,800)	\$553,800	\$0	0.00%	\$553,800	\$553,800	\$0	\$0	0.00%
Program - Test, Inspect, & Commish	In Progress	\$4,528,574	(\$4,266,000)	\$262,574	\$0	0.00%	\$262,574	\$262,574	\$0	\$0	0.00%
Program Mgmt. & Admin.	In Progress	\$15,740,000	\$0	\$15,740,000	\$14,447,590	91.79%	\$1,292,410	\$15,740,000	\$0	\$9,575,023	60.83%
Program		\$65,021,628	(\$47,817,965)	\$17,203,663	\$14,447,590	83.98%	\$2,756,073	\$17,203,663	\$0	\$9,575,023	55.66%
Grand Totals:		\$409,900,000	\$2,550,421	\$412,450,421	\$391,135,189	94.83%	\$21,315,232	\$412,450,421	\$0	\$310,142,144	75.20%



Report Date 1/27/2022

Program Contingency & Allocation

Usage & Forecast Report#

BT-#	To/From	Description	Test, Inspect, & Commish	Usage & Forecast %	Hazardous Mtrls.	Usage & Forecast %	Program Contingency	Usage & Forecast %	Total	Total Usage & Forecast %
Approved										
BT-001	To	Project #321510 - Transition Program School - Building Construction					(\$385,725)		(\$385,725)	
BT-002	To	Project #321508 - New High School 60th & L St. - Building Construction, Test/Inspect, Hazmat Remediation	(\$1,300,000)		(\$1,500,000)		(\$11,036,871)		(\$13,836,871)	
BT-003	To	Project #321509 - New High School 156th & Ida St. - Building Construction and Test/Inspect.	(\$1,300,000)				(\$9,349,473)		(\$10,649,473)	
BT-004	To	Project #321503 - King ES - Building Construction					(\$490,000)		(\$490,000)	
BT-005	From	Project #321504 - Benson HS - Building Construction					\$1,300,000		\$1,300,000	
BT-006	From	Project #321505 - Bryan HS - Building Construction					\$1,300,000		\$1,300,000	
BT-007	From	Project #321506 - Burke HS - Building Construction					\$900,000		\$900,000	
BT-008	From	Project #321511 - Pinewood ES - Building Construction					\$300,000		\$300,000	
BT-009	To	Project #321507 - New Elementary School 1000 N. Fort Crook Rd. - Building Construction					(\$2,700,000)		(\$2,700,000)	
BT-010	From	Project #321503 - King ES - Building Construction					\$175,000		\$175,000	
BT-011	From	Project #321505 - Benson HS - Building Construction					\$300,000		\$300,000	
BT-012	From	Project #321505 - Bryan HS - Building Construction					\$250,000		\$250,000	
BT-013	From	Project #321506 - Burke HS - Building Construction					\$300,000		\$300,000	
BT-014	To	Project #321518 - New Middle School 42nd & U St. - Building Construction					(\$9,225,000)		(\$9,225,000)	
BT-015	From	Project #321502 - Conestoga ES - Building Construction					\$300,000		\$300,000	
BT-016	To	Project #321514 - Masters ES - Building Construction					(\$300,000)		(\$300,000)	
BT-017	To	Project #321508 - New High School 60th & L St. - Building Construction					(\$2,500,000)		(\$2,500,000)	
BT-018	To	Project #321501 - Catlin ES - Hazmat Remediation and Commissioning	(\$20,600)		(\$34,300)				(\$54,900)	
BT-019	To	Project #321512 - Edison ES - Hazmat Remediation and Commissioning	(\$34,400)		(\$57,300)				(\$91,700)	



Report Date 1/27/2022

Program Contingency & Allocation

Usage & Forecast Report#

BT-#	To/From	Description	Test, Inspect, & Commish	Usage & Forecast %	Hazardous Mtrls.	Usage & Forecast %	Program Contingency	Usage & Forecast %	Total	Total Usage & Forecast %
BT-020	To	Project #321514 - Masters ES - Hazmat Remediation and Commissioning	(\$20,400)		(\$33,900)				(\$54,300)	
BT-021	From	Project #321506 - Burke HS - Building Construction					\$29,138		\$29,138	
BT-022	From	Project #321510 - Transition School - Building Construction					\$69,081		\$69,081	
BT-023	To	Project #321503 - King Elementary - Hazmat Remediation and Commissioning	(\$30,300)		(\$50,500)				(\$80,800)	
BT-024	To	Project #321518 - New Middle School 42nd & U St. - Building Construction					(\$3,000,000)		(\$3,000,000)	
BT-025	To	Project #321513 - Highland Elementary - Hazmat Remediation and Commissioning	(\$69,900)		(\$116,400)				(\$186,300)	
BT-026	To	Project #321518 - New Middle School 42nd & U St. - Building Construction					(\$1,000,000)		(\$1,000,000)	
BT-027	To	Project #321513 - Highland Elementary School - Building Construction					(\$275,000)		(\$275,000)	
BT-028	To	Project #321523 - North High School - Building Construction, Test/Inspect, and Hazmat Remediation	(\$150,000)		(\$100,000)		(\$1,350,000)		(\$1,600,000)	
BT-029	To	Project #321522 - Morton Middle School - Building Construction, Test/Inspect, and Hazmat Remediation	(\$135,000)		(\$250,000)		(\$850,000)		(\$1,235,000)	
BT-030	To	Project #321520 - Adams Elementary School - Building Construction, Test/Inspect, and Hazmat Remediation	(\$100,000)		(\$100,000)		(\$250,000)		(\$450,000)	
BT-031	To	Project #321599 - Program Contingency - Earnings Interest Tranche #001 and #002 - CBOC Bond Sales Report 2021-05					\$2,550,421		\$2,550,421	
BT-032	To	Project #321518 - Bluestem Middle School - Test/Inspect and Hazmat Remediation	(\$420,000)		(\$450,000)				(\$870,000)	
BT-033	To	Project #321513 - Highland Elementary School - Building Construction					(\$200,000)		(\$200,000)	
BT-034	To	Project #321515 - Spring Lake Elementary School - Building Construction, Test/Inspect, and Hazmat Remediation	(\$85,400)		(\$142,400)		(\$1,031,000)		(\$1,258,800)	
BT-035	From	Project #321501 - Catlin Elementary School - Building Construction					\$143,110		\$143,110	
BT-036	From	Project #321502 - Conestoga Elementary School - Building Construction					\$336,829		\$336,829	



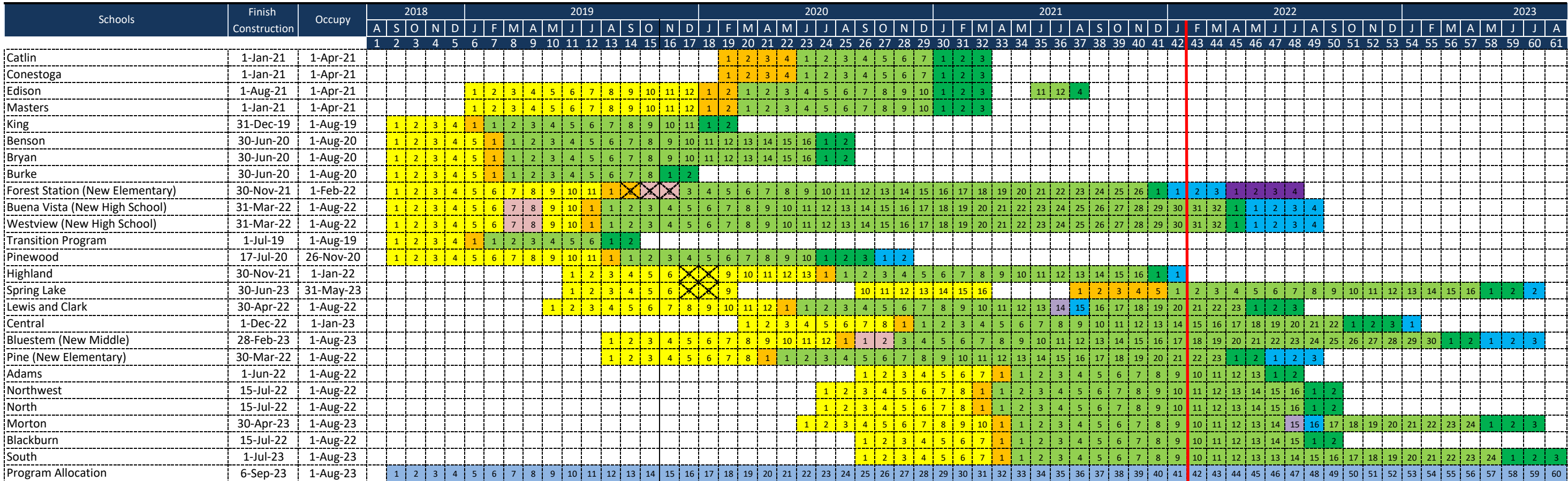
Report Date 1/27/2022

Program Contingency & Allocation

Usage & Forecast Report#

BT-#	To/From	Description	Test, Inspect, & Commish	Usage & Forecast %	Hazardous Mtrls.	Usage & Forecast %	Program Contingency	Usage & Forecast %	Total	Total Usage & Forecast %
BT-037	From	Project #321503 - King Elementary School - Building Construction					\$673		\$673	
BT-038	From	Project #321514 - Masters Elementary School - Building Construction					\$272,514		\$272,514	
BT-039	From	Project #321504 - Benson High School - Building Construction					\$280,022		\$280,022	
BT-040	From	Project #321505 - Bryan High School - Building Construction					\$382		\$382	
BT-041	From	Project #321506 - Burke High School - Building Construction					\$6,180		\$6,180	
BT-042	From	Project #321510 - Transition School - Building Construction					\$4,951		\$4,951	
BT-043	To	Project #321508 - Buena Vista High School - Building Construction, Test/Inspect, and Hazmat Remediation	(\$300,000)		(\$800,000)		(\$2,900,000)		(\$4,000,000)	
BT-044	To	Project #321509 - Westview High School - Building Construction, Test/Inspect, and Hazmat Remediation	(\$300,000)		(\$800,000)		(\$1,400,000)		(\$2,500,000)	
BT-045	From	Project #321511 - Pinewood Elementary School - Building Construction					\$157,605		\$157,605	
BT-046	From	Project #321516 - Lewis & Clark Middle School - Building Construction					\$1,000,000		\$1,000,000	
BT-047	To	Project #321507 - Forest Station Elementary School - Building Construction					(\$850,000)		(\$850,000)	
Total Approved Changes:			(\$4,266,000)		(\$4,434,800)		(\$39,117,165)		(\$47,817,965)	
Total Changes			(\$4,266,000)		(\$4,434,800)		(\$39,117,165)		(\$47,817,965)	
Original Budget			\$4,528,574		\$4,988,600		\$39,764,454		\$49,281,628	
Approved Budget Changes			(\$4,266,000)	1.0%	(\$4,434,800)	1.1%	(\$39,117,165)	9.3%	(\$47,817,965)	11.7%
Forecast Budget Changes			\$0	0.0%	\$0	0.0%	\$0	0.0%	\$0	0.0%
Revised Projected Budget			\$262,574		\$553,800		\$647,289		\$1,463,663	

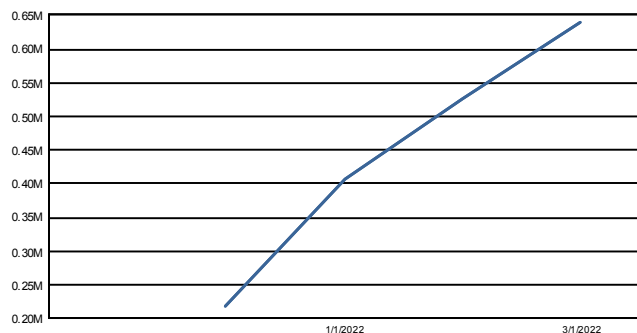
January 2022



1.39. **Substantial Completion** - Substantial Completion is the moment in time when the Work (or a specified part thereof) has progressed to the point where, in the opinion of OPS, the Architect and PM as evidenced by Architect's definitive Certificate of Substantial Completion, signed by the Architect and PM and approved by OPS, it is sufficiently complete, in accordance with the Contract Documents, so that the Work (or specified part) can be utilized for the purposes for which it is intended. The terms "substantially complete" and "substantially completed" as applied to all or part of the Work refer to Substantial Completion thereof. Whenever in the opinion of Architect any section or portion of the Work may be used or occupied by OPS without interference to the remaining Work, such section or portion may be so used and occupied and neither such partial use and occupancy nor any insurance, if any, purchased by OPS in connection therewith shall constitute an acceptance of such Work or any portion thereof as either substantially completed or complete. The approval of OPS with respect to the portions to be so used or occupied, shall also state the date or dates of commencement of Contractor's warranties and OPS's obligation to maintain.

Adams

CASH-FLOW



COMMENTS

Construction on the mechanical, electrical, and plumbing work is in progress and will continue through February 2022. The substantial completion date is scheduled in March 2022.

SCOPE

3420 North 78th Street
Omaha, NE 68134-5099
Phone: (402) 572-9072

The Adams Elementary School scope of work includes capital improvement to the existing building. The plan provides for heating, ventilation and air-condition system updates along with other improvements to increase building system efficiencies.

BUDGET /COST STATUS

Adams	BUDGET	PROJECTED COSTS	(OVER)/UNDER	ACTUALS
Construction	\$1,975,634	\$1,975,634	\$0	\$1,417,677
Contingency	\$0	\$0	\$0	\$0
Design	\$133,700	\$133,700	\$0	\$126,647
FF&E	\$0	\$0	\$0	\$0
Misc.	\$107,066	\$107,066	\$0	\$41,228
TOTAL:	\$2,216,400	\$2,216,400	\$0	\$1,585,551

GENERAL INFORMATION

ARCHITECT: KPE Engineers

CONTRACTOR: CM@R - The Weitz Company

Catlin

CASH-FLOW

COMMENTS

The construction work is complete and the closeout documentation is being finalized. Substantial completion was approved by the Board of Education on January 21, 2021.

SCOPE

12736 Marinda Street
Omaha, NE 68144-2648
Phone: (402) 697-0414

The Catlin Elementary School scope of work includes capital improvement to the existing building. The plan provides for heating, ventilation and air-condition system updates along with other improvements to increase building system efficiencies.

BUDGET /COST STATUS

Catlin	BUDGET	PROJECTED COSTS	(OVER)/UNDER	ACTUALS
Construction	\$2,122,742	\$2,122,742	\$0	\$2,092,491
Contingency	\$0	\$0	\$0	\$0
Design	\$137,415	\$137,415	\$0	\$137,415
FF&E	\$0	\$0	\$0	\$0
Misc.	\$62,433	\$62,433	\$0	\$62,433
TOTAL:	\$2,322,590	\$2,322,590	\$0	\$2,292,339

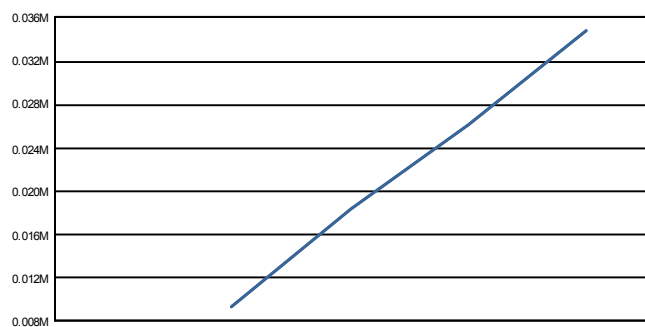
GENERAL INFORMATION

ARCHITECT: The Schemmer Associates

CONTRACTOR: CM@R - Boyd Jones

Conestoga		
CASH-FLOW	COMMENTS	SCOPE
	The construction work is complete and the closeout documentation is being finalized. Substantial completion was approved by the Board of Education on January 21, 2021.	2115 Burdette Street Omaha, NE 68110 Phone: (402) 344-7147 The Conestoga Elementary School scope of work includes capital improvements to the existing building. The plan provides for heating, ventilation and air-condition system updates along with other improvements to increase building system efficiencies.

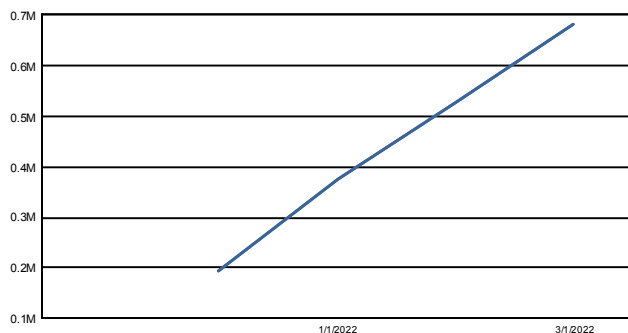
BUDGET /COST STATUS					GENERAL INFORMATION	
Conestoga	BUDGET	PROJECTED COSTS	(OVER)/UNDER	ACTUALS	ARCHITECT:	
Construction	\$2,168,962	\$2,168,962	\$0	\$2,167,905	The Schemmer Associates	
Contingency	\$0	\$0	\$0	\$0	CONTRACTOR:	CM@R - Boyd Jones
Design	\$175,166	\$175,166	\$0	\$175,166		
FF&E	\$0	\$0	\$0	\$0		
Misc.	\$74,244	\$74,244	\$0	\$74,244		
TOTAL:	\$2,418,371	\$2,418,371	\$0	\$2,417,315		

Edison		
CASH-FLOW	COMMENTS	SCOPE
	The construction work is complete and the closeout documentation is being finalized. Substantial completion was approved by the Board of Education on September 9, 2021.	2303 North 97th Street Omaha, NE 68134-5609 Phone: (402) 392-7310 The Edison Elementary School scope of work includes capital improvement with an addition to the existing building. The plan provides for finishing of the safe area into two (2) classrooms, a three (3) classroom addition, heating, ventilation and air-condition system updates along with other improvements to increase building system efficiencies.

BUDGET /COST STATUS					GENERAL INFORMATION	
Edison	BUDGET	PROJECTED COSTS	(OVER)/UNDER	ACTUALS	ARCHITECT:	
Construction	\$3,758,690	\$3,758,690	\$0	\$3,741,249	Jackson-Jackson	
Contingency	\$0	\$0	\$0	\$0	CONTRACTOR:	CM@R - Boyd Jones
Design	\$276,286	\$276,286	\$0	\$276,286		
FF&E	\$0	\$0	\$0	\$0		
Misc.	\$78,072	\$78,072	\$0	\$72,363		
TOTAL:	\$4,113,048	\$4,113,048	\$0	\$4,089,898		

Highland

CASH-FLOW



COMMENTS

The project is in the closeout phase with punch list items being finalized and addressed. The project substantial completion was approved by the Board of Education in January 2022.

SCOPE

2625 Jefferson Street
Omaha, NE 68107-2378
Phone: (402) 734-5711

The Highland Elementary School scope of work includes a new addition and capital improvement to the existing building. The plan provides for an eleven (11) classroom addition to alleviate overcrowding along with heating, ventilation and air-condition system updates along with other improvements to increase building system efficiencies.

BUDGET /COST STATUS

Highland	BUDGET	PROJECTED COSTS	(OVER)/UNDER	ACTUALS
Construction	\$5,670,245	\$5,670,245	\$0	\$5,047,135
Contingency	\$0	\$0	\$0	\$0
Design	\$387,504	\$387,504	\$0	\$366,949
FF&E	\$19,641	\$19,641	\$0	\$1,668
Misc.	\$102,310	\$102,310	\$0	\$93,345
TOTAL:	\$6,179,700	\$6,179,700	\$0	\$5,509,097

GENERAL INFORMATION

ARCHITECT: Leo A Daly

CONTRACTOR: CM@R - Hausmann

King

CASH-FLOW

COMMENTS

Substantial completion was approved by the Board of Education on April 15, 2020. Project closeout documents have been submitted and transmitted to OPS.

SCOPE

3706 Maple Street
Omaha, NE 68111-3195
Phone: (402) 457-5723

The King Elementary School scope of work includes capital improvements to the existing building. The plan provides for heating, ventilation and air-condition system updates along with other improvements to increase building system efficiencies.

BUDGET /COST STATUS

King	BUDGET	PROJECTED COSTS	(OVER)/UNDER	ACTUALS
Construction	\$3,723,173	\$3,723,173	\$0	\$3,723,173
Contingency	\$0	\$0	\$0	\$0
Design	\$202,189	\$202,189	\$0	\$202,189
FF&E	\$0	\$0	\$0	\$0
Misc.	\$16,965	\$16,965	\$0	\$16,965
TOTAL:	\$3,942,327	\$3,942,327	\$0	\$3,942,327

GENERAL INFORMATION

ARCHITECT: The Schemmer Associates

CONTRACTOR: Elkhorn West Construction



2018 Bond Program School Summary Report

Report Date: 1/27/2022

Masters		
CASH-FLOW	COMMENTS	SCOPE
	The construction work is complete and the closeout documentation is being finalized. Substantial completion was approved by the Board of Education on March 16, 2021.	5505 North 99th Street Omaha, NE 68134-1599 Phone: (402) 572-1027 The Masters Elementary School scope of work includes capital improvements with an addition to the existing building. The plan provides for finishing of the safe area into two (2) classrooms, a four (4) classroom addition heating, ventilation and air-condition system updates along with other improvements to increase building system efficiencies.

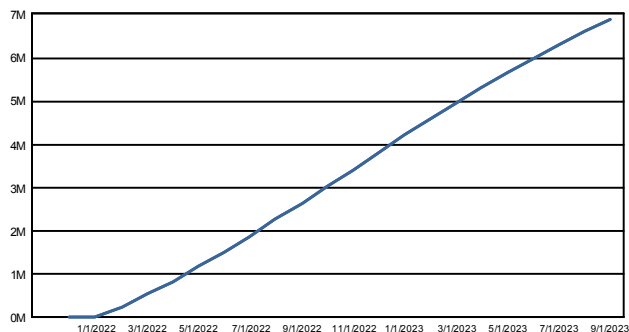
BUDGET /COST STATUS					GENERAL INFORMATION	
Masters	BUDGET	PROJECTED COSTS	(OVER)/UNDER	ACTUALS	ARCHITECT:	CONTRACTOR:
Construction	\$2,223,693	\$2,223,693	\$0	\$2,223,260	Jackson-Jackson	CM@R - Boyd Jones
Contingency	\$0	\$0	\$0	\$0		
Design	\$177,870	\$177,870	\$0	\$177,870		
FF&E	\$0	\$0	\$0	\$0		
Misc.	\$63,151	\$63,151	\$0	\$63,151		
TOTAL:	\$2,464,713	\$2,464,713	\$0	\$2,464,280		

Pinewood		
CASH-FLOW	COMMENTS	SCOPE
	The substantial completion was approved by the Board of Education on October 19, 2020. Project closeout documents have been submitted and transmitted to OPS.	6717 North 63rd Street Omaha, NE 68152-2210 Phone: (402) 561-6000 The Pinewood Elementary School scope of work includes capital improvement with an addition to the existing building. The plan will provide for a three (3) classroom addition, interior modifications to eliminate the 'Open Plan' layout, heating, ventilation, air-condition system updates to the existing building along with other improvements to increase building system efficiencies.

BUDGET /COST STATUS					GENERAL INFORMATION	
Pinewood	BUDGET	PROJECTED COSTS	(OVER)/UNDER	ACTUALS	ARCHITECT:	CONTRACTOR:
Construction	\$4,953,491	\$4,953,491	\$0	\$4,953,491	Alley Poyner Macchietto	Meco-Henne Contracting
Contingency	\$0	\$0	\$0	\$0		
Design	\$417,448	\$417,448	\$0	\$417,448		
FF&E	\$0	\$0	\$0	\$0		
Misc.	\$100,656	\$100,656	\$0	\$100,656		
TOTAL:	\$5,471,595	\$5,471,595	\$0	\$5,471,595		

Spring Lake

CASH-FLOW



COMMENTS

The building occupants have been relocated to the temporary facilities established at the South Roads swing space. The construction abatement and demolition activities started in January 2022 and will continue through March 2022. The new addition footings and foundations are scheduled begin work in Spring 2022. The capital improvements and renovation work to the existing mechanical, electrical, and plumbing system is scheduled to begin work in March 2022 and will continue through Spring 2023.

SCOPE

4215 South 20th Street
Omaha, NE 68107-2098
Phone: (402) 734-1833

The Spring Lake Elementary School scope of work includes a new addition and capital improvement to the existing building. The plan provides for a ten (10) classroom addition to alleviate overcrowding, heating, ventilation and air-condition system updates along with other improvements to increase building system efficiencies.

BUDGET /COST STATUS

Spring Lake	BUDGET	PROJECTED COSTS	(OVER)/UNDER	ACTUALS
Construction	\$7,045,800	\$7,045,800	\$0	\$703,602
Contingency	\$372,677	\$372,677	\$0	\$0
Design	\$551,794	\$551,794	\$0	\$450,215
FF&E	\$0	\$0	\$0	\$0
Misc.	\$36,930	\$36,930	\$0	\$11,498
TOTAL:	\$8,007,200	\$8,007,200	\$0	\$1,165,315

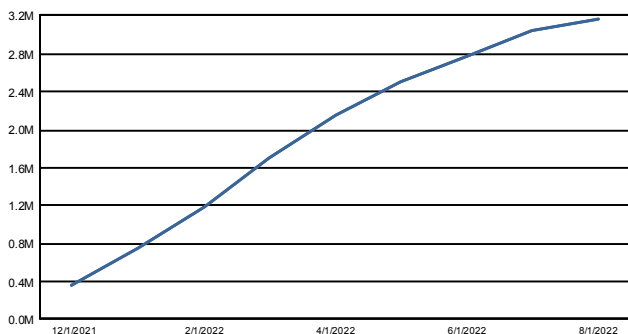
GENERAL INFORMATION

ARCHITECT: The Schemmer Associates

CONTRACTOR: CM@R - Hausmann

Pine

CASH-FLOW



COMMENTS

The project is on schedule with punch lists scheduled to being in February 2022. The floor and wall finishes are near completion with those punch lists to start in February 2022. The additional scope of work in the gymnasium is ongoing and scheduled to be complete in May 2022. An additional GMP Amendment for site playgrounds is scheduled to go to the Board of Education for approval in February 2022.

SCOPE

The 10th and Pine Street Elementary School scope of work includes construction of a new 600-student capacity facility.

BUDGET /COST STATUS

Pine	BUDGET	PROJECTED COSTS	(OVER)/UNDER	ACTUALS
Construction	\$16,150,000	\$16,150,000	\$0	\$14,492,647
Contingency	\$92,970	\$92,970	\$0	\$0
Design	\$1,200,000	\$1,200,000	\$0	\$970,404
FF&E	\$832,030	\$832,030	\$0	\$230,262
Misc.	\$325,000	\$325,000	\$0	\$189,417
TOTAL:	\$18,600,000	\$18,600,000	\$0	\$15,882,730

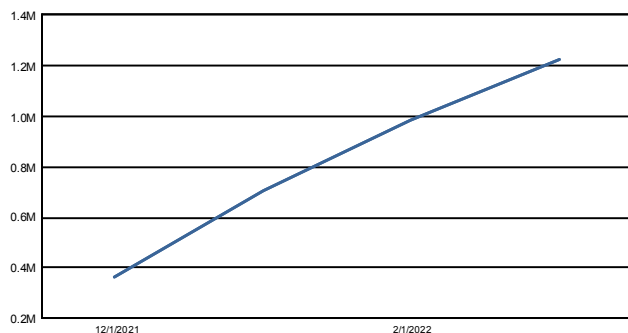
GENERAL INFORMATION

ARCHITECT: Jackson-Jackson

CONTRACTOR: CM@R - Darland

Forest Station

CASH-FLOW



COMMENTS

The project is in the closeout phase with punch list items being finalized and addressed. The building 3rd party commissioning services for the mechanical and electrical systems equipment is in progress. The project substantial completion was approved by the Board of Education in January 2022. An additional GMP Amendment for added scope of work, which is funded by Bond Program Savings was approved by the Board of Education in January 2022.

SCOPE

The 1000 North Fort Crook Road Elementary School scope of work includes construction of a new 600-student capacity facility.

BUDGET /COST STATUS

Forest Station	BUDGET	PROJECTED COSTS	(OVER)/UNDER	ACTUALS
Construction	\$19,750,000	\$19,750,000	\$0	\$18,754,244
Contingency	\$6,038	\$6,038	\$0	\$0
Design	\$1,284,388	\$1,284,388	\$0	\$1,212,521
FF&E	\$838,908	\$838,908	\$0	\$232,947
Misc.	\$270,666	\$270,666	\$0	\$198,737
TOTAL:	\$22,150,000	\$22,150,000	\$0	\$20,398,449

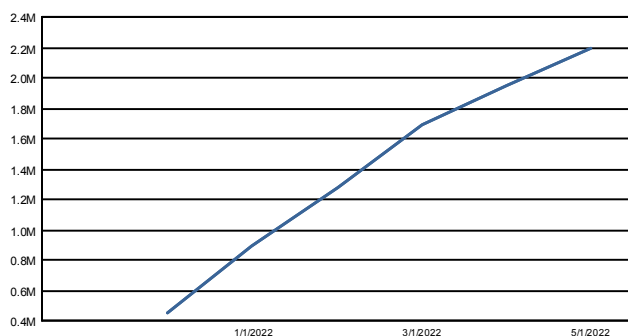
GENERAL INFORMATION

ARCHITECT: Kenneth Hahn Architects

CONTRACTOR: CM@R - Hausmann

Lewis & Clark

CASH-FLOW



COMMENTS

The new gym bleacher installation work is complete and the project substantial completion is scheduled to go to the Board of Education for approval in February 2022. The commissioning work of the building is ongoing with minor mechanical repairs and some additional owner requested work is scheduled to be complete in Spring 2022.

SCOPE

6901 Burt Street
Omaha, NE 68132
Phone: (402) 557-4300

The Lewis and Clark Middle School scope of work includes a new addition and capital improvement to the existing building. The plan provides for a fifteen (15) classroom addition, heating, ventilation and air-condition system updates along with other improvements to increase building system efficiencies.

BUDGET /COST STATUS

Lewis & Clark	BUDGET	PROJECTED COSTS	(OVER)/UNDER	ACTUALS
Construction	\$11,891,643	\$11,891,643	\$0	\$11,072,337
Contingency	\$0	\$0	\$0	\$0
Design	\$867,000	\$867,000	\$0	\$783,062
FF&E	\$65,532	\$65,532	\$0	\$65,532
Misc.	\$190,625	\$190,625	\$0	\$75,914
TOTAL:	\$13,014,800	\$13,014,800	\$0	\$11,996,846

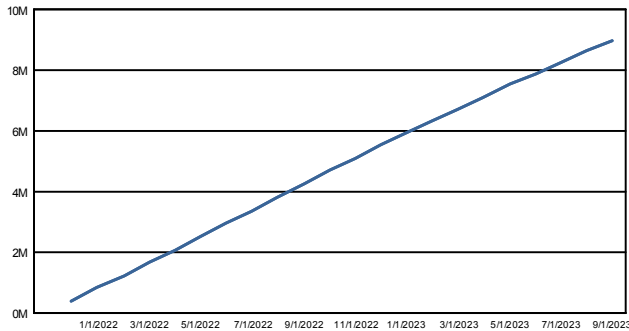
GENERAL INFORMATION

ARCHITECT: Alley Poyner Macchietto

CONTRACTOR: CM@R - Vrana

Morton

CASH-FLOW



COMMENTS

In the new addition, the drywall, painting, mechanical equipment, and overhead electrical work is ongoing. The wall tile is scheduled to start work in February 2022. The exterior brick work is ongoing, which includes work on the west side of the new addition. The auditorium rough in work is complete and the drywall work is scheduled to start in February 2022. In the existing building, the mechanical and electrical renovation work is ongoing in the tunnels.

SCOPE

4606 Terrace Drive
Omaha, NE 68134
Phone: (402) 557-4700

The Morton Middle School scope of work includes a new addition and capital improvement to the existing building. The plan provides for a nine (9) classroom addition, heating, ventilation and air-condition system updates along with other improvements to increase building system efficiencies.

BUDGET /COST STATUS

Morton	BUDGET	PROJECTED COSTS	(OVER)/UNDER	ACTUALS
Construction	\$10,641,102	\$10,641,102	\$0	\$3,752,850
Contingency	\$0	\$0	\$0	\$0
Design	\$863,735	\$863,735	\$0	\$685,593
FF&E	\$64,515	\$64,515	\$0	\$64,515
Misc.	\$327,648	\$327,648	\$0	\$23,018
TOTAL:	\$11,897,000	\$11,897,000	\$0	\$4,525,975

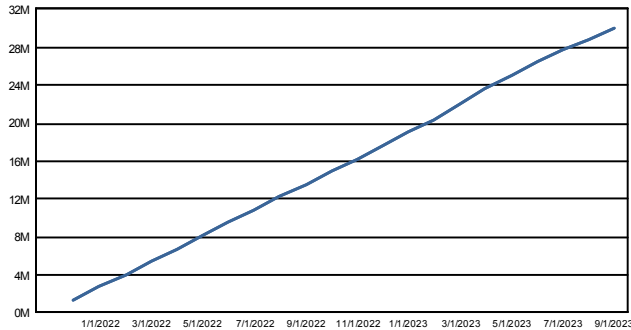
GENERAL INFORMATION

ARCHITECT: BVH Architecture

CONTRACTOR: CM@R - MCL Construction

Bluestem

CASH-FLOW



COMMENTS

The site utilities work is complete with the installation of storm drain tile system and storm drain lines. The underground plumbing work, roofing and exterior framing of walls, and the exterior window installation is complete. The building fireproofing is complete on level 3 and level 2 with work continuing on level 1. Interior framing of walls, door frames, and MEP rough-ins are complete on the third floor and ongoing in the second floor academic wings. Interior framing has started on level one of the academic wing and the second floor of the music area. The drywall work on the third floor started in January 2022. The masonry work on the first floor locker room is continuing through Winter 2022. The exterior metal panels work will start in February 2022. The work for the public improvements on Y Street will start in Spring 2022.

SCOPE

The 42nd and U Street Middle School scope of work includes construction of a new 1000-student capacity facility.

BUDGET /COST STATUS

Bluestem	BUDGET	PROJECTED COSTS	(OVER)/UNDER	ACTUALS
Construction	\$44,358,056	\$44,358,056	\$0	\$17,922,084
Contingency	\$0	\$0	\$0	\$0
Design	\$2,289,500	\$2,289,500	\$0	\$1,943,258
FF&E	\$1,747,879	\$1,747,879	\$0	\$324,249
Misc.	\$419,565	\$419,565	\$0	\$180,108
TOTAL:	\$48,815,000	\$48,815,000	\$0	\$20,369,700

GENERAL INFORMATION

ARCHITECT: RDG Planning & Design

CONTRACTOR: CM@R - McCarthy

2018 Bond Program

School Summary Report

Report Date: 1/27/2022

Benson		
CASH-FLOW	COMMENTS	SCOPE
	Substantial completion was approved by the Board of Education on February 1, 2021. Project closeout documents have been submitted and transmitted to OPS.	<p>5120 Maple Street Omaha, NE 68104 Phone: (402) 557-3000</p> <p>The Benson High School scope of work includes capital improvement to the existing building. The plan provides for heating, ventilation and air-condition system updates along with other improvements to increase building system efficiencies.</p>

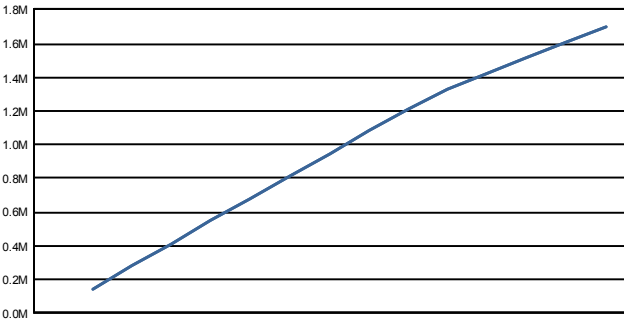
BUDGET /COST STATUS					GENERAL INFORMATION	
Benson	BUDGET	PROJECTED COSTS	(OVER)/UNDER	ACTUALS	ARCHITECT:	
Construction	\$7,213,584	\$7,213,584	\$0	\$7,158,292		
Contingency	\$0	\$0	\$0	\$0	CONTRACTOR:	CM@R - Hausmann
Design	\$589,025	\$589,025	\$0	\$589,025		
FF&E	\$0	\$0	\$0	\$0		
Misc.	\$99,769	\$99,769	\$0	\$99,769		
TOTAL:	\$7,902,378	\$7,902,378	\$0	\$7,847,086		

Bryan High		
CASH-FLOW	COMMENTS	SCOPE
	Substantial completion was approved by the Board of Education on December 14, 2020. Project closeout documents have been submitted and transmitted to OPS.	<p>4700 Giles Road Omaha, NE 68157-2699 Phone: (402) 557-3100</p> <p>The Bryan High School scope of work includes capital improvement to the existing building. The plan provides for heating, ventilation and air-condition system updates along with other improvements to increase building system efficiencies.</p>

BUDGET /COST STATUS					GENERAL INFORMATION	
Bryan High	BUDGET	PROJECTED COSTS	(OVER)/UNDER	ACTUALS	ARCHITECT:	
Construction	\$5,161,348	\$5,161,348	\$0	\$5,161,348		
Contingency	\$0	\$0	\$0	\$0	CONTRACTOR:	CM@R - Hausmann
Design	\$398,000	\$398,000	\$0	\$398,000		
FF&E	\$0	\$0	\$0	\$0		
Misc.	\$4,270	\$4,270	\$0	\$4,270		
TOTAL:	\$5,563,618	\$5,563,618	\$0	\$5,563,618		

Burke		
CASH-FLOW	COMMENTS	SCOPE
	Substantial completion was approved by the Board of Education on October 21, 2019. Project closeout documents have been submitted and transmitted to OPS.	12200 Burke Blvd. Omaha, NE 68154 Phone: (402) 557-3200 The Burke High School scope of work includes capital improvement to the existing building. The plan provides for heating, ventilation and air-condition system updates along with other improvements to increase building system efficiencies.

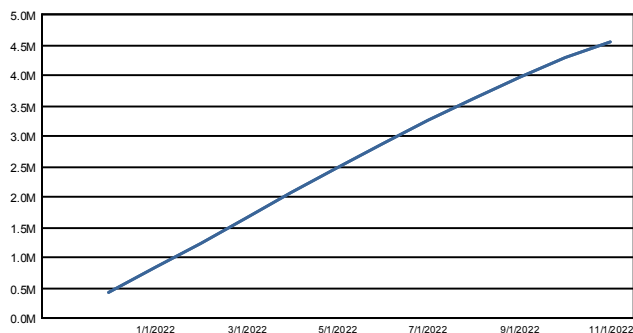
BUDGET /COST STATUS					GENERAL INFORMATION	
Burke	BUDGET	PROJECTED COSTS	(OVER)/UNDER	ACTUALS	ARCHITECT:	KPE Engineers
Construction	\$5,116,970	\$5,116,970	\$0	\$5,116,970	CONTRACTOR:	CM@R - Weitz
Contingency	\$0	\$0	\$0	\$0		
Design	\$371,673	\$371,673	\$0	\$371,673		
FF&E	\$0	\$0	\$0	\$0		
Misc.	\$37,639	\$37,639	\$0	\$37,639		
TOTAL:	\$5,526,282	\$5,526,282	\$0	\$5,526,282		

Central		
CASH-FLOW	COMMENTS	SCOPE
	The remaining domed skylight and the vertical panel skylight work is scheduled to be complete next Summer 2022. The atrium globe lighting is complete. The former family consumer classroom is complete, the 4th floor limited corridor existing VCT was replaced with new VCT, and the north entry vestibule existing RTU was replaced with a new RTU. There is some additional auditorium work the school has requested and will be addressed over the next few months. The project team continues refining an action plan for the on-going HVAC control work to be completed throughout the building through Summer 2022. The student services main floor and relocated ACP main floor renovations will be constructed in Summer 2022.	124 North 20th Street Omaha, NE 68102 Phone: (402) 557-3300 The Central High School scope of work includes capital improvement to the existing building. The plan provides for heating, ventilation and air-condition system updates along with other improvements to increase building system efficiencies.

BUDGET /COST STATUS					GENERAL INFORMATION	
Central	BUDGET	PROJECTED COSTS	(OVER)/UNDER	ACTUALS	ARCHITECT:	Alley Poyner Macchietto
Construction	\$5,014,371	\$5,014,371	\$0	\$4,010,294	CONTRACTOR:	CM@R - The Weitz Company
Contingency	\$168,409	\$168,409	\$0	\$0		
Design	\$420,500	\$420,500	\$0	\$420,500		
FF&E	\$0	\$0	\$0	\$0		
Misc.	\$269,520	\$269,520	\$0	\$41,178		
TOTAL:	\$5,872,800	\$5,872,800	\$0	\$4,471,972		

North

CASH-FLOW



COMMENTS

The construction work is in progress on the mechanical, electrical, and plumbing scope and is scheduled to continue through Summer 2022. The phase two minor architectural renovation work is scheduled to begin work in Summer 2022.

SCOPE

4410 North 36th Street
Omaha, NE 68111
Phone: (402) 557-3400

The North High School scope of work includes capital improvement to the existing building. The plan provides for heating, ventilation and air-condition system updates along with other improvements to increase building system efficiencies.

BUDGET /COST STATUS

North	BUDGET	PROJECTED COSTS	(OVER)/UNDER	ACTUALS
Construction	\$7,364,418	\$7,364,418	\$0	\$3,748,388
Contingency	\$311,021	\$311,021	\$0	\$0
Design	\$475,331	\$475,331	\$0	\$368,596
FF&E	\$0	\$0	\$0	\$0
Misc.	\$144,030	\$144,030	\$0	\$29,566
TOTAL:	\$8,294,800	\$8,294,800	\$0	\$4,146,550

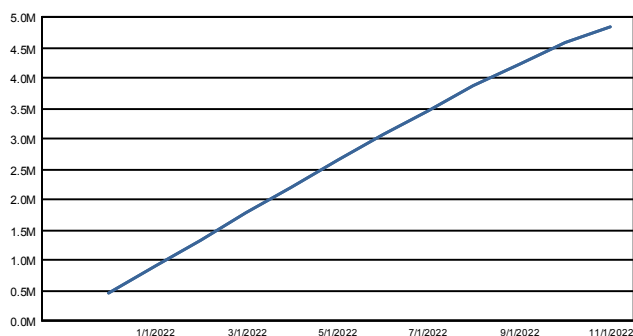
GENERAL INFORMATION

ARCHITECT: Jackson-Jackson

CONTRACTOR: CM@R - Hausmann

Northwest

CASH-FLOW



COMMENTS

The construction work is in progress on the mechanical, electrical, and plumbing scope and is scheduled to continue through Summer 2022. The phase two minor architectural renovation work is scheduled to begin work in Summer 2022.

SCOPE

8204 Crown Point Avenue
Omaha, NE 68134
Phone: (402) 557-3500

The Northwest High School scope of work includes capital improvement to the existing building. The plan provides for heating, ventilation and air-condition system updates along with other improvements to increase building system efficiencies.

BUDGET /COST STATUS

Northwest	BUDGET	PROJECTED COSTS	(OVER)/UNDER	ACTUALS
Construction	\$6,446,000	\$6,446,000	\$0	\$2,642,953
Contingency	\$590,621	\$590,621	\$0	\$0
Design	\$549,199	\$549,199	\$0	\$431,920
FF&E	\$0	\$0	\$0	\$0
Misc.	\$149,380	\$149,380	\$0	\$19,292
TOTAL:	\$7,735,200	\$7,735,200	\$0	\$3,094,165

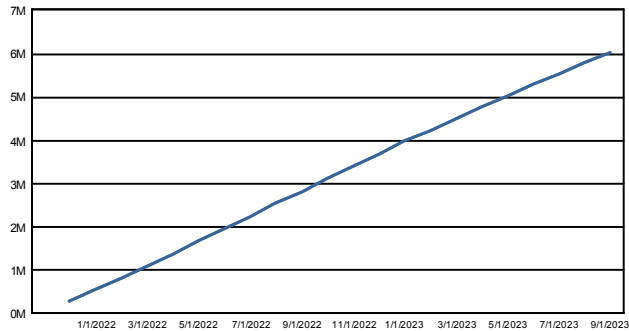
GENERAL INFORMATION

ARCHITECT: Jackson-Jackson

CONTRACTOR: CM@R - Hausmann

South

CASH-FLOW



COMMENTS

The mechanical room work is ongoing with chiller replacement work through Winter 2022. The remainder of the roof work and skylight work is scheduled to be complete in Summer 2022. The existing fan powered box to VAV conversion is ongoing through Summer 2022 with OPS utilizing classroom space in the Church across the street through an approved short term lease.

SCOPE

4519 South 24th Street
Omaha, NE 68107
Phone: (402) 557-3600

The South High School scope of work includes capital improvement to the existing building. The plan provides for heating, ventilation and air-condition system updates along with other improvements to increase building system efficiencies.

BUDGET /COST STATUS

South	BUDGET	PROJECTED COSTS	(OVER)/UNDER	ACTUALS
Construction	\$10,396,010	\$10,396,010	\$0	\$6,196,058
Contingency	\$0	\$0	\$0	\$0
Design	\$817,153	\$817,153	\$0	\$578,122
FF&E	\$0	\$0	\$0	\$0
Misc.	\$296,037	\$296,037	\$0	\$24,836
TOTAL:	\$11,509,200	\$11,509,200	\$0	\$6,799,016

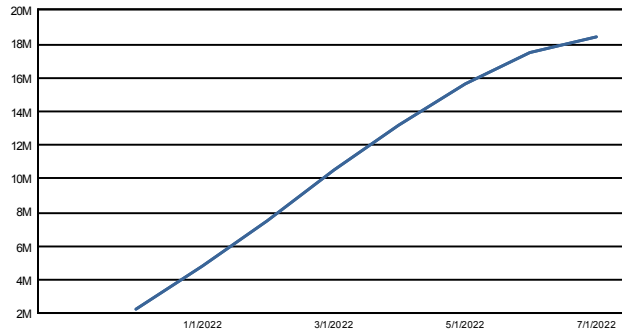
GENERAL INFORMATION

ARCHITECT: BCDM Architects

CONTRACTOR: CM@R - The Weitz Company

Buena Vista

CASH-FLOW



COMMENTS

The punch list process is complete in the Academic Wings on level 1, 2, and 3 along with the exterior punch of the building roof and building facades. The Administration area is ready for punch list. The stage rigging work in the Auditorium space is complete. Wood flooring installation in the main gym and aux gym is complete with bleachers being installed. Kitchen equipment is being installed. The fit out of the outdoor storage building and the concessions building are ongoing. The prep and pour of the concrete parking lots are complete. The landscaping site work is substantially complete. The YMCA Express & One World Clinic scope of work buildout is ongoing and this work is scheduled to be substantially complete in March 2022. The public improvements work along 60th Street and L Street is complete. Classroom furniture has been installed in the academic wing. The Board of Education in December 2021 approved a design and construction budget used from Bond Programs Savings in the amount of \$4.5M for athletic field improvements.

SCOPE

The 60th and L Street High School scope of work includes construction of a new 1500-student capacity facility.

BUDGET /COST STATUS

Buena Vista	BUDGET	PROJECTED COSTS	(OVER)/UNDER	ACTUALS
Construction	\$84,054,921	\$84,054,921	\$0	\$74,342,581
Contingency	\$1,230,368	\$1,230,368	\$0	\$0
Design	\$5,474,479	\$5,474,479	\$0	\$4,707,212
FF&E	\$3,014,923	\$3,014,923	\$0	\$455,833
Misc.	\$683,840	\$683,840	\$0	\$485,638
TOTAL:	\$94,458,531	\$94,458,531	\$0	\$79,991,265

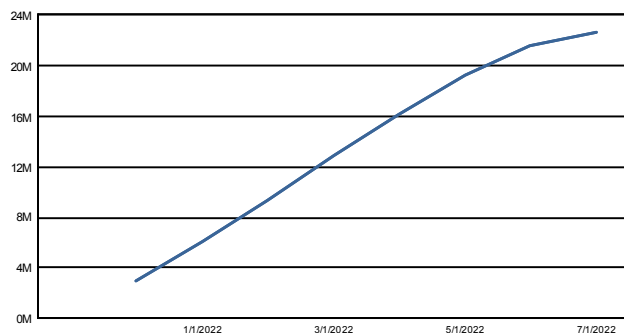
GENERAL INFORMATION

ARCHITECT: DLR Group

CONTRACTOR: CM@R - McCarthy

Westview

CASH-FLOW



COMMENTS

The punch list process is ongoing in the Academic Wings on level 1 and 2. The exterior of the building for the doors, hardware, and glass installation is complete. The drywall and interior finishes in the kitchen walls and ceilings is complete. Kitchen equipment is being installed. The auxiliary gym and main gym wood floor installation is complete with bleachers completed. The wood doors and metal lockers are being installed as well as the steel doors and toilet partitions. The furniture for the academic wings is scheduled to be delivered and installed starting in February 2022. The grade and prep of the YMCA fields is complete. The interior framing of the walls and MEP rough-ins in the YMCA area is ongoing. The YMCA pool tile has started. The prep and pour of the concrete paving around the site is complete. The public improvements work along Summit Street is complete. The landscaping site work is substantially complete. The outdoor concessions building work will continue through Winter 2022 including drywall and interior finishes work. The Board of Education in December 2021 approved a design and construction budget used from Bond Programs Savings in the amount of \$4.5M for athletic field adjustments.

SCOPE

The 156th and Ida Street High School scope of work includes construction of a new 1500-student capacity facility. Additional square footage has been added to the plan to accommodate a partnership with the YMCA of Greater Omaha (YMCA). Through this partnership, OPS would contribute space for a cycling studio, child watch and YMCA offices, needed by the YMCA for their programs. The YMCA would contribute funds to support the construction of an aquatics center, consisting of a 6 swim lane pool with spectator seating and leisure pool area. The YMCA and OPS would share access to the Auxiliary Gym, Wrestling/Multi-Purpose Room, Weight/Fitness Room, Dance Aerobics/Multi-Purpose Room, Community Room. The shared Weight/Fitness Room and Dance Aerobics/Multi-Purpose Room would increase in size to align with the YMCA programs and equipment needs.

BUDGET /COST STATUS

Westview	BUDGET	PROJECTED COSTS	(OVER)/UNDER	ACTUALS
Construction	\$79,742,045	\$79,742,045	\$0	\$69,681,195
Contingency	\$1,873,263	\$1,873,263	\$0	\$0
Design	\$5,733,772	\$5,733,772	\$0	\$5,480,351
FF&E	\$3,003,517	\$3,003,517	\$0	\$440,930
Misc.	\$707,963	\$707,963	\$0	\$500,914
TOTAL:	\$91,060,560	\$91,060,560	\$0	\$76,103,391

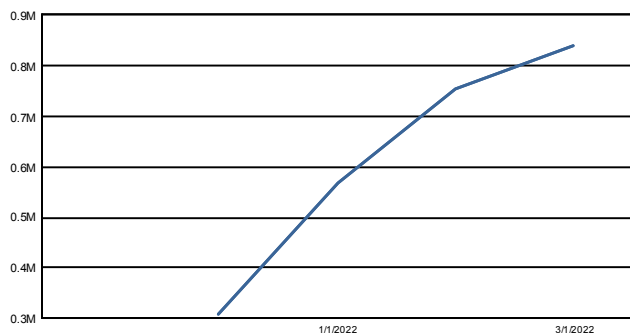
GENERAL INFORMATION

ARCHITECT: BCDM Architects

CONTRACTOR: CM@R - Sampson

Blackburn

CASH-FLOW



COMMENTS

Construction on the mechanical, electrical, and plumbing work is in progress and will continue through February 2022. The substantial completion date is scheduled in March 2022.

SCOPE

2606 Hamilton Street
Omaha, NE 68131
Phone: (402) 344-3385

The Blackburn Alternative School scope of work includes capital improvement to the existing building. The plan provides for heating, ventilation and air-condition system updates along with other improvements to increase building system efficiencies.

BUDGET /COST STATUS

Blackburn	BUDGET	PROJECTED COSTS	(OVER)/UNDER	ACTUALS
Construction	\$2,841,000	\$2,841,000	\$0	\$2,323,595
Contingency	\$167,510	\$167,510	\$0	\$0
Design	\$242,053	\$242,053	\$0	\$232,455
FF&E	\$0	\$0	\$0	\$0
Misc.	\$158,637	\$158,637	\$0	\$54,867
TOTAL:	\$3,409,200	\$3,409,200	\$0	\$2,610,916

GENERAL INFORMATION

ARCHITECT: KPE Engineers

CONTRACTOR: CM@R - The Weitz Company

Transition Program

CASH-FLOW

COMMENTS

Substantial completion was approved by the Board of Education on October 21, 2019. Project closeout documents have been submitted and transmitted to OPS.

SCOPE

The Transition program scope of work includes the capital to complete tenant improvement work needed to accommodate the relocation of the transition program from the Paralyzed Veterans of America location as well as the relocation of the transition program from the Career Center.

BUDGET /COST STATUS

Transition Program	BUDGET	PROJECTED COSTS	(OVER)/UNDER	ACTUALS
Construction	\$2,084,225	\$2,084,225	\$0	\$2,084,225
Contingency	\$0	\$0	\$0	\$0
Design	\$154,548	\$154,548	\$0	\$154,548
FF&E	\$61,520	\$61,520	\$0	\$61,520
Misc.	\$1,151	\$1,151	\$0	\$1,151
TOTAL:	\$2,301,443	\$2,301,443	\$0	\$2,301,443

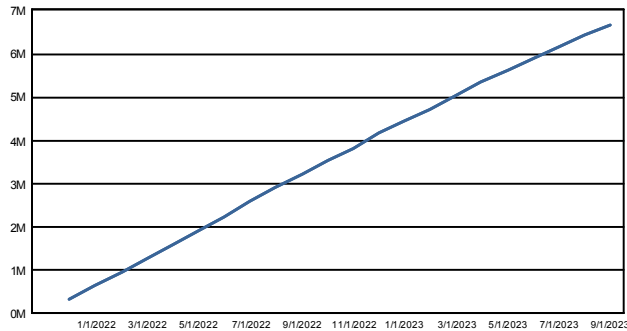
GENERAL INFORMATION

ARCHITECT: BVH Architecture

CONTRACTOR: Midwest DCM

Program Mgmt. & Admin.

CASH-FLOW



COMMENTS

Program Management and Administration is for the general bond program construction management and administration services.

SCOPE

BUDGET /COST STATUS

Program Mgmt. & Admin.	BUDGET	PROJECTED COSTS	(OVER)/UNDER	ACTUALS
Contingency	\$0	\$0	\$0	\$0
FF&E	\$150,000	\$150,000	\$0	\$2,745
Misc.	\$15,590,000	\$15,590,000	\$0	\$9,572,278
TOTAL:	\$15,740,000	\$15,740,000	\$0	\$9,575,023

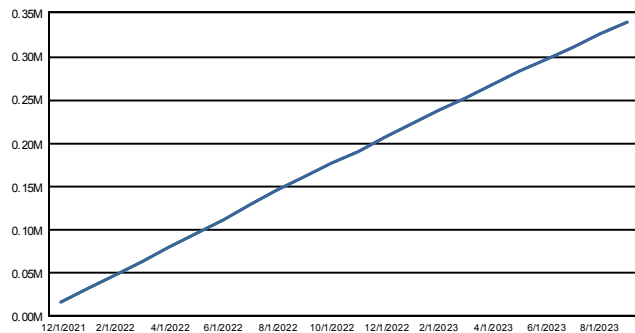
GENERAL INFORMATION

ARCHITECT: N/A

CONTRACTOR: Jacobs

Program - Contingency

CASH-FLOW



COMMENTS

Program Non-Spend Contingency is for the general bond program general contingency budget allocations; testing, inspection, and commissioning budget allocations; hazardous materials remediation budget allocations.

SCOPE

BUDGET /COST STATUS

Program - Contingency	BUDGET	PROJECTED COSTS	(OVER)/UNDER	ACTUALS
Contingency	\$647,289	\$647,289	\$0	\$0
TOTAL:	\$647,289	\$647,289	\$0	\$0

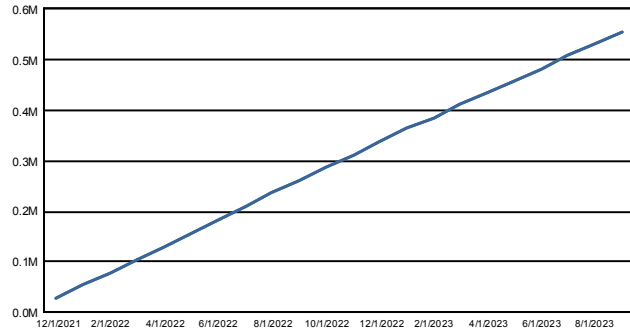
GENERAL INFORMATION

ARCHITECT: N/A

CONTRACTOR: N/A

Program - Hazardous Mtrls./Remediation

CASH-FLOW



COMMENTS

Program Non-Spend Contingency is for the general bond program general contingency budget allocations; testing, inspection, and commissioning budget allocations; hazardous materials remediation budget allocations.

SCOPE

BUDGET /COST STATUS

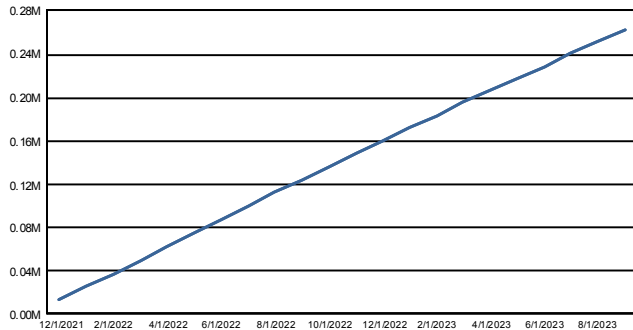
Program - Hazardous Mtrls./Remediation	BUDGET	PROJECTED COSTS	(OVER)/UNDER	ACTUALS
Misc.	\$553,800	\$553,800	\$0	\$0
TOTAL:	\$553,800	\$553,800	\$0	\$0

GENERAL INFORMATION

ARCHITECT: N/A
CONTRACTOR: N/A

Program - Test, Inspect, & Commish

CASH-FLOW



COMMENTS

Program Non-Spend Contingency is for the general bond program general contingency budget allocations; testing, inspection, and commissioning budget allocations; hazardous materials remediation budget allocations.

SCOPE

BUDGET /COST STATUS

Program - Test, Inspect, & Commish	BUDGET	PROJECTED COSTS	(OVER)/UNDER	ACTUALS
Misc.	\$262,574	\$262,574	\$0	\$0
TOTAL:	\$262,574	\$262,574	\$0	\$0

GENERAL INFORMATION

ARCHITECT: N/A
CONTRACTOR: N/A



2018 Bond Program - Summary By Category

Report Date 1/27/2022

Economic Inclusion Plan & Commitment Monitoring Report

The 15% EI Plan Goal is an overall Bond Program Goal which is applied to all account codes except Land Acquisition and Builders' Risk Insurance

Category	A Total Contract Amount (\$)	CONTRACT COMMITMENTS				EXPENDITURES				
		B Tier #1 Contract Commitment (\$)	C Tier #2 Contract Commitment (\$)	D=B+C Tier #1 & #2 Contract Commitment (\$)	E=D/A Tier #1 & #2 % of Contract Amount	F Tier #1 ETD (\$) Amount	G=F/B Tier #1 ETD % Contract Commitment (\$)	H Tier #2 ETD (\$) Amount	I=H/C Tier #2 ETD % Contract Commitment (\$)	J=(F+H)/A Tier #1 & #2 ETD % of Overall Contract
Architect/Engineer:	\$24,002,122	\$377,066	\$1,455,692	\$1,832,758	7.64%	\$518,537	137.52%	\$814,973	55.99%	5.56%
Construction:	\$347,647,461	\$11,696,433	\$22,744,743	\$34,441,176	9.91%	\$10,825,424	92.55%	\$16,984,071	74.67%	8.00%
Owner Administration:	\$711,429	\$0	\$424,700	\$424,700	59.70%	\$0	0.00%	\$195,940	46.14%	27.54%
Printing & Advertisement:	\$85,190	\$6,105	\$0	\$6,105	7.17%	\$6,075	99.51%	\$0	0.00%	7.13%
Program Mgmt & Admin:	\$13,617,090	\$0	\$0	\$0	0.00%	\$0	0.00%	\$0	0.00%	0.00%
Temp Housing, Utilities, Moves:	\$513,617	\$6,938	\$24,619	\$31,557	6.14%	\$6,938	100.00%	\$24,379	99.03%	6.10%
Testing, Inspection, Geotechnical:	\$4,558,279	\$2,561,665	\$287,041	\$2,848,706	62.50%	\$1,103,687	43.08%	\$137,632	47.95%	27.23%
Grand Total	\$391,135,189	\$14,648,207	\$24,936,794	\$39,585,001	10.12%	\$12,460,661	85.07%	\$18,156,995	72.81%	7.83%



2018 Bond Program

Report Date 1/27/2022

Economic Inclusion Plan & Commitment Monitoring Report

The 15% EI Plan Goal is an overall Bond Program Goal which is applied to all account codes except Land Acquisition and Builders' Risk Insurance

A			CONTRACT COMMITMENTS				EXPENDITURES				
B	C	D=B+C	E=D/A	F	G=F/B	H	I=H/C	J=(F+H)/A			
Bid Package	Vendor	Total Contract Amount (\$)	Tier #1 Contract Commitment (\$)	Tier #2 Contract Commitment (\$)	Tier #1 & #2 Contract Commitment (\$)	Tier #1 & #2 % of Contract Amount	Tier #1 ETD (\$)	Tier #1 ETD % Contract Commitment (\$)	Tier #2 ETD (\$)	Tier #2 ETD % Contract Commitment (\$)	Tier #1 & #2 ETD % of Overall Contract
Architect/Engineer											
Catlin Elementary	The Schemmer Associates Inc.	\$137,415	\$9,619	\$0	\$9,619	7.00%	\$16,511	171.65%	\$0	0.00%	12.02%
Conestoga Elementary	The Schemmer Associates Inc.	\$175,166	\$12,190	\$0	\$12,190	6.96%	\$16,511	135.45%	\$0	0.00%	9.43%
King Elementary	The Schemmer Associates Inc.	\$202,189	\$1,553	\$0	\$1,553	0.77%	\$1,553	100.00%	\$0	0.00%	0.77%
Benson High	Leo A. Daly	\$589,025	\$4,103	\$0	\$4,103	0.70%	\$0	0.00%	\$0	0.00%	0.00%
Bryan High	TACK Architects	\$398,000	\$0	\$0	\$0	0.00%	\$0	0.00%	\$2,282	0.00%	0.57%
Burke High	KPE Consulting Engineers	\$371,673	\$5,000	\$0	\$5,000	1.35%	\$33,750	675.00%	\$0	0.00%	9.08%
Forest Station Elementary	Kenneth Hahn Architects	\$1,284,388	\$0	\$130,680	\$130,680	10.17%	\$0	0.00%	\$138,618	106.07%	10.79%
Buena Vista High	DLR Group	\$5,456,810	\$161,000	\$195,500	\$356,500	6.53%	\$178,218	110.69%	\$103,755	53.07%	5.17%
Buena Vista High	DVS Security	\$17,669	\$0	\$0	\$0	0.00%	\$0	0.00%	\$0	0.00%	0.00%
Westview High	BCDM Architects	\$5,716,103	\$0	\$322,000	\$322,000	5.63%	\$0	0.00%	\$296,494	92.08%	5.19%
Westview High	DVS Security	\$17,669	\$0	\$0	\$0	0.00%	\$0	0.00%	\$0	0.00%	0.00%
Transition Program	Bahr Varmeer Haecker Architects	\$154,548	\$0	\$5,406	\$5,406	3.50%	\$0	0.00%	\$4,120	76.21%	2.67%
Pinewood Elementary	Alley-Poyner Macchietto Architecture	\$417,448	\$28,361	\$2,884	\$31,245	7.48%	\$26,616	93.85%	\$4,500	156.03%	7.45%
Edison Elementary	Jackson-Jackson & Associates, Inc.	\$274,530	\$0	\$0	\$0	0.00%	\$0	0.00%	\$0	0.00%	0.00%
Highland Elementary	Leo A. Daly	\$387,504	\$16,900	\$87,880	\$104,780	27.04%	\$17,100	101.18%	\$102,768	116.94%	30.93%
Masters Elementary	Jackson-Jackson & Associates, Inc.	\$177,870	\$0	\$0	\$0	0.00%	\$0	0.00%	\$0	0.00%	0.00%



2018 Bond Program

Report Date 1/27/2022

Economic Inclusion Plan & Commitment Monitoring Report

The 15% EI Plan Goal is an overall Bond Program Goal which is applied to all account codes except Land Acquisition and Builders' Risk Insurance

A			CONTRACT COMMITMENTS				EXPENDITURES				
B	C	D=B+C	E=D/A	F	G=F/B	H	I=H/C	J=(F+H)/A			
Bid Package	Vendor	Total Contract Amount (\$)	Tier #1 Contract Commitment (\$)	Tier #2 Contract Commitment (\$)	Tier #1 & #2 Contract Commitment (\$)	Tier #1 & #2 % of Contract Amount	Tier #1 ETD (\$)	Tier #1 ETD % Contract Commitment (\$)	Tier #2 ETD (\$)	Tier #2 ETD % Contract Commitment (\$)	Tier #1 & #2 ETD % of Overall Contract
Architect/Engineer											
Spring Lake Elementary	The Schemmer Associates Inc.	\$551,794	\$33,200	\$29,050	\$62,250	11.28%	\$10,000	30.12%	\$15,750	54.22%	4.67%
Lewis & Clark Middle	Alley-Poyner Macchietto Architecture	\$867,000	\$25,410	\$50,820	\$76,230	8.79%	\$28,644	112.73%	\$11,813	23.24%	4.67%
Central High	Alley-Poyner Macchietto Architecture	\$420,500	\$0	\$72,250	\$72,250	17.18%	\$0	0.00%	\$28,253	39.10%	6.72%
Bluestem Middle School	RDG	\$2,289,500	\$67,830	\$90,440	\$158,270	6.91%	\$154,605	227.93%	\$0	0.00%	6.75%
Pine Elementary	Jackson-Jackson & Associates, Inc.	\$1,192,915	\$0	\$132,863	\$132,863	11.14%	\$0	0.00%	\$0	0.00%	0.00%
Adams Elementary	KPE Consulting Engineers	\$133,700	\$3,850	\$7,150	\$11,000	8.23%	\$11,480	298.18%	\$13,910	194.55%	18.99%
Northwest High	Jackson-Jackson & Associates, Inc.	\$507,788	\$0	\$91,735	\$91,735	18.07%	\$0	0.00%	\$0	0.00%	0.00%
Morton Middle	Bahr Varmeer Haecker Architects	\$863,735	\$0	\$47,469	\$47,469	5.50%	\$0	0.00%	\$0	0.00%	0.00%
North High	Jackson-Jackson & Associates, Inc.	\$440,178	\$0	\$79,400	\$79,400	18.04%	\$0	0.00%	\$0	0.00%	0.00%
Blackburn School	KPE Consulting Engineers	\$242,005	\$8,050	\$14,950	\$23,000	9.50%	\$19,446	241.57%	\$26,187	175.16%	18.86%
South High	BCDM Architects	\$715,000	\$0	\$95,215	\$95,215	13.32%	\$0	0.00%	\$66,087	69.41%	9.24%
Total For Architect/Engineer:		\$24,002,122	\$377,066	\$1,455,692	\$1,832,758	7.64%	\$518,537	137.52%	\$814,973	55.99%	5.56%
Construction											
Program Mgmt. & Admin.	Future Construction Specialties	\$3,785	\$3,785	\$0	\$3,785	100.00%	\$3,785	100.00%	\$0	0.00%	100.00%
Catlin Elementary	American Boiler Company	\$13,101	\$0	\$0	\$0	0.00%	\$0	0.00%	\$0	0.00%	0.00%
Catlin Elementary	Boyd Jones Construction	\$1,995,423	\$0	\$40,275	\$40,275	2.02%	\$0	0.00%	\$50,190	124.62%	2.52%



2018 Bond Program

Report Date 1/27/2022

Economic Inclusion Plan & Commitment Monitoring Report

The 15% EI Plan Goal is an overall Bond Program Goal which is applied to all account codes except Land Acquisition and Builders' Risk Insurance

A			CONTRACT COMMITMENTS				EXPENDITURES				
B	C	D=B+C	E=D/A	F	G=F/B	H	I=H/C	J=(F+H)/A			
Bid Package	Vendor	Total Contract Amount (\$)	Tier #1 Contract Commitment (\$)	Tier #2 Contract Commitment (\$)	Tier #1 & #2 Contract Commitment (\$)	Tier #1 & #2 % of Contract Amount	Tier #1 ETD (\$)	Tier #1 ETD % Contract Commitment (\$)	Tier #2 ETD (\$)	Tier #2 ETD % Contract Commitment (\$)	Tier #1 & #2 ETD % of Overall Contract
Construction											
Catlin Elementary	Buller Fixture Company	\$30,251	\$0	\$0	\$0	0.00%	\$0	0.00%	\$0	0.00%	0.00%
Catlin Elementary	Engineered Controls Inc.	\$750	\$0	\$0	\$0	0.00%	\$0	0.00%	\$0	0.00%	0.00%
Catlin Elementary	Harold K. Scholz, Co.	\$800	\$0	\$0	\$0	0.00%	\$0	0.00%	\$0	0.00%	0.00%
Catlin Elementary	Jamco Abatement Services	\$12,200	\$0	\$12,200	\$12,200	100.00%	\$0	0.00%	\$12,200	100.00%	100.00%
Catlin Elementary	Jesse L Gibson	\$2,140	\$0	\$2,140	\$2,140	100.00%	\$0	0.00%	\$2,140	100.00%	100.00%
Catlin Elementary	Kellys Carpet	\$57,122	\$0	\$0	\$0	0.00%	\$0	0.00%	\$0	0.00%	0.00%
Catlin Elementary	Prime Communications Inc.	\$1,389	\$0	\$0	\$0	0.00%	\$0	0.00%	\$0	0.00%	0.00%
Catlin Elementary	Siemens	\$8,594	\$0	\$0	\$0	0.00%	\$0	0.00%	\$0	0.00%	0.00%
Conestoga Elementary	Allegiance Restortation, LLC	\$3,000	\$0	\$0	\$0	0.00%	\$0	0.00%	\$0	0.00%	0.00%
Conestoga Elementary	ASI Signage	\$842	\$0	\$0	\$0	0.00%	\$0	0.00%	\$0	0.00%	0.00%
Conestoga Elementary	Boyd Jones Construction	\$1,904,607	\$0	\$47,790	\$47,790	2.51%	\$0	0.00%	\$79,465	166.28%	4.17%
Conestoga Elementary	Buller Fixture Company	\$30,750	\$0	\$0	\$0	0.00%	\$0	0.00%	\$0	0.00%	0.00%
Conestoga Elementary	Downs Electric Inc.	\$6,500	\$0	\$0	\$0	0.00%	\$0	0.00%	\$0	0.00%	0.00%
Conestoga Elementary	Drexel Mechanical Inc.	\$2,950	\$0	\$0	\$0	0.00%	\$0	0.00%	\$0	0.00%	0.00%
Conestoga Elementary	Electronic Sound Inc	\$4,290	\$0	\$0	\$0	0.00%	\$0	0.00%	\$0	0.00%	0.00%
Conestoga Elementary	Electronic Sound Inc	\$1,726	\$0	\$0	\$0	0.00%	\$0	0.00%	\$0	0.00%	0.00%
Conestoga Elementary	Elkhorn West Construction, Inc.	\$188,900	\$0	\$0	\$0	0.00%	\$0	0.00%	\$0	0.00%	0.00%
Conestoga Elementary	Engineered Controls Inc.	\$750	\$0	\$0	\$0	0.00%	\$0	0.00%	\$0	0.00%	0.00%



2018 Bond Program

Report Date 1/27/2022

Economic Inclusion Plan & Commitment Monitoring Report

The 15% EI Plan Goal is an overall Bond Program Goal which is applied to all account codes except Land Acquisition and Builders' Risk Insurance

A			CONTRACT COMMITMENTS				EXPENDITURES				
Bid Package	Vendor	Total Contract Amount (\$)	Tier #1 Contract Commitment (\$)	Tier #2 Contract Commitment (\$)	Tier #1 & #2 Contract Commitment (\$)	Tier #1 & #2 % of Contract Amount	Tier #1 ETD (\$)	Tier #1 ETD % Contract Commitment (\$)	Tier #2 ETD (\$)	Tier #2 ETD % Contract Commitment (\$)	Tier #1 & #2 ETD % of Overall Contract
Construction											
Conestoga Elementary	Hillman Home Maintenance	\$8,243	\$0	\$0	\$0	0.00%	\$0	0.00%	\$0	0.00%	0.00%
Conestoga Elementary	Jamco Abatement Services	\$10,792	\$0	\$10,792	\$10,792	100.00%	\$0	0.00%	\$10,792	100.00%	100.00%
Conestoga Elementary	Mechanical Systems, Inc.	\$328	\$0	\$0	\$0	0.00%	\$0	0.00%	\$0	0.00%	0.00%
Conestoga Elementary	Mustang Electric Inc.	\$1,500	\$0	\$1,500	\$1,500	100.00%	\$0	0.00%	\$1,500	100.00%	100.00%
Conestoga Elementary	Prime Communications Inc.	\$1,057	\$0	\$0	\$0	0.00%	\$0	0.00%	\$0	0.00%	0.00%
Conestoga Elementary	Verne Simmonds Company	\$1,700	\$0	\$0	\$0	0.00%	\$0	0.00%	\$0	0.00%	0.00%
King Elementary	A United Automatic Doors & Glass	\$6,782	\$0	\$0	\$0	0.00%	\$0	0.00%	\$0	0.00%	0.00%
King Elementary	Elkhorn West Construction, Inc.	\$3,497,311	\$95,650	\$28,500	\$124,150	3.55%	\$84,616	88.46%	\$31,000	108.77%	3.31%
King Elementary	Fisher Fixture Company	\$31,768	\$0	\$0	\$0	0.00%	\$0	0.00%	\$0	0.00%	0.00%
King Elementary	Grunwald Mechanical Contractors	\$510	\$0	\$0	\$0	0.00%	\$0	0.00%	\$0	0.00%	0.00%
King Elementary	Grunwald Mechanical Contractors	\$2,428	\$0	\$0	\$0	0.00%	\$0	0.00%	\$0	0.00%	0.00%
King Elementary	Haddock Education Technologies	\$1,229	\$0	\$0	\$0	0.00%	\$0	0.00%	\$0	0.00%	0.00%
King Elementary	Hillyard	\$7,865	\$0	\$0	\$0	0.00%	\$0	0.00%	\$0	0.00%	0.00%
King Elementary	Jamco Abatement Services	\$32,125	\$0	\$32,125	\$32,125	100.00%	\$0	0.00%	\$32,125	100.00%	100.00%
King Elementary	Mechanical Systems, Inc.	\$835	\$0	\$0	\$0	0.00%	\$0	0.00%	\$0	0.00%	0.00%
King Elementary	Mechanical Systems, Inc.	\$69,750	\$0	\$0	\$0	0.00%	\$0	0.00%	\$0	0.00%	0.00%



2018 Bond Program

Report Date 1/27/2022

Economic Inclusion Plan & Commitment Monitoring Report

The 15% EI Plan Goal is an overall Bond Program Goal which is applied to all account codes except Land Acquisition and Builders' Risk Insurance

A			CONTRACT COMMITMENTS				EXPENDITURES				
Bid Package	Vendor	Total Contract Amount (\$)	Tier #1 Contract Commitment (\$)	Tier #2 Contract Commitment (\$)	Tier #1 & #2 Contract Commitment (\$)	Tier #1 & #2 % of Contract Amount	Tier #1 ETD (\$)	Tier #1 ETD % Contract Commitment (\$)	Tier #2 ETD (\$)	Tier #2 ETD % Contract Commitment (\$)	Tier #1 & #2 ETD % of Overall Contract
Construction											
King Elementary	Miller Electric Company	\$20,751	\$0	\$0	\$0	0.00%	\$0	0.00%	\$0	0.00%	0.00%
King Elementary	Miller Electric Company	\$1,069	\$0	\$0	\$0	0.00%	\$0	0.00%	\$0	0.00%	0.00%
King Elementary	Omaha Stage Equipment Inc.	\$3,234	\$0	\$0	\$0	0.00%	\$0	0.00%	\$0	0.00%	0.00%
King Elementary	Prime Communications Inc.	\$403	\$0	\$0	\$0	0.00%	\$0	0.00%	\$0	0.00%	0.00%
King Elementary	Ready To Kool	\$2,155	\$0	\$0	\$0	0.00%	\$0	0.00%	\$0	0.00%	0.00%
Benson High	Hausmann Construction, Inc.	\$7,163,530	\$357,648	\$73,138	\$430,786	6.01%	\$357,573	99.98%	\$58,070	79.40%	5.80%
Benson High	Heartland Scenic Studio	\$1,500	\$0	\$0	\$0	0.00%	\$0	0.00%	\$0	0.00%	0.00%
Benson High	Jamco Abatement Services	\$37,690	\$0	\$37,690	\$37,690	100.00%	\$0	0.00%	\$37,690	100.00%	100.00%
Benson High	Johnson Hardware Company	\$364	\$0	\$0	\$0	0.00%	\$0	0.00%	\$0	0.00%	0.00%
Bryan High	Hausmann Construction, Inc.	\$5,158,498	\$0	\$62,500	\$62,500	1.21%	\$0	0.00%	\$0	0.00%	0.00%
Bryan High	Heartland Scenic Studio	\$1,500	\$0	\$0	\$0	0.00%	\$0	0.00%	\$0	0.00%	0.00%
Bryan High	Jamco Abatement Services	\$1,350	\$0	\$1,350	\$1,350	100.00%	\$0	0.00%	\$1,350	100.00%	100.00%
Burke High	Heartland Scenic Studio	\$1,500	\$0	\$0	\$0	0.00%	\$0	0.00%	\$0	0.00%	0.00%
Burke High	Jamco Abatement Services	\$7,819	\$0	\$7,819	\$7,819	100.00%	\$0	0.00%	\$7,819	100.00%	100.00%
Burke High	Johnson Hardware Company	\$5,406	\$0	\$0	\$0	0.00%	\$0	0.00%	\$0	0.00%	0.00%
Burke High	Johnson Hardware Company	\$252	\$0	\$0	\$0	0.00%	\$0	0.00%	\$0	0.00%	0.00%



2018 Bond Program

Report Date 1/27/2022

Economic Inclusion Plan & Commitment Monitoring Report

The 15% EI Plan Goal is an overall Bond Program Goal which is applied to all account codes except Land Acquisition and Builders' Risk Insurance

A			CONTRACT COMMITMENTS				EXPENDITURES				
B	C	D=B+C	E=D/A	F	G=F/B	H	I=H/C	J=(F+H)/A			
Bid Package	Vendor	Total Contract Amount (\$)	Tier #1 Contract Commitment (\$)	Tier #2 Contract Commitment (\$)	Tier #1 & #2 Contract Commitment (\$)	Tier #1 & #2 % of Contract Amount	Tier #1 ETD (\$)	Tier #1 ETD % Contract Commitment (\$)	Tier #2 ETD (\$)	Tier #2 ETD % Contract Commitment (\$)	Tier #1 & #2 ETD % of Overall Contract
Construction											
Burke High	Mechanical Systems, Inc.	\$21,195	\$0	\$0	\$0	0.00%	\$0	0.00%	\$0	0.00%	0.00%
Burke High	Prime Communications Inc.	\$43,578	\$0	\$0	\$0	0.00%	\$0	0.00%	\$0	0.00%	0.00%
Burke High	SunCo	\$107	\$0	\$0	\$0	0.00%	\$0	0.00%	\$0	0.00%	0.00%
Burke High	The Weitz Company	\$4,742,424	\$0	\$831,107	\$831,107	17.52%	\$0	0.00%	\$838,656	100.91%	17.68%
Burke High	Trane	\$181,075	\$0	\$0	\$0	0.00%	\$0	0.00%	\$0	0.00%	0.00%
Burke High	Trane	\$4,270	\$0	\$0	\$0	0.00%	\$0	0.00%	\$0	0.00%	0.00%
Burke High	Tred-Mark Communications	\$11,116	\$0	\$0	\$0	0.00%	\$0	0.00%	\$0	0.00%	0.00%
Forest Station Elementary	All Makes Office Equipment Co	\$166,485	\$0	\$0	\$0	0.00%	\$0	0.00%	\$0	0.00%	0.00%
Forest Station Elementary	Anixter, Inc.	\$10,971	\$0	\$0	\$0	0.00%	\$0	0.00%	\$0	0.00%	0.00%
Forest Station Elementary	City of Bellevue	\$64,519	\$0	\$0	\$0	0.00%	\$0	0.00%	\$0	0.00%	0.00%
Forest Station Elementary	Cox Contracting Co.	\$813,210	\$0	\$813,210	\$813,210	100.00%	\$0	0.00%	\$813,210	100.00%	100.00%
Forest Station Elementary	Cox Contracting Co.	\$600	\$0	\$600	\$600	100.00%	\$0	0.00%	\$600	100.00%	100.00%
Forest Station Elementary	Electric Company of Omaha	\$1,536	\$0	\$0	\$0	0.00%	\$0	0.00%	\$0	0.00%	0.00%
Forest Station Elementary	Haddock Education Technologies	\$115,465	\$0	\$0	\$0	0.00%	\$0	0.00%	\$0	0.00%	0.00%
Forest Station Elementary	Hausmann Construction, Inc.	\$18,437,264	\$0	\$912,038	\$912,038	4.95%	\$0	0.00%	\$982,194	107.69%	5.33%
Forest Station Elementary	J&R Mechanical, Inc.	\$42,123	\$0	\$0	\$0	0.00%	\$0	0.00%	\$0	0.00%	0.00%



2018 Bond Program

Report Date 1/27/2022

Economic Inclusion Plan & Commitment Monitoring Report

The 15% EI Plan Goal is an overall Bond Program Goal which is applied to all account codes except Land Acquisition and Builders' Risk Insurance

A			CONTRACT COMMITMENTS				EXPENDITURES				
B	C	D=B+C	E=D/A	F	G=F/B	H	I=H/C	J=(F+H)/A			
Bid Package	Vendor	Total Contract Amount (\$)	Tier #1 Contract Commitment (\$)	Tier #2 Contract Commitment (\$)	Tier #1 & #2 Contract Commitment (\$)	Tier #1 & #2 % of Contract Amount	Tier #1 ETD (\$)	Tier #1 ETD % Contract Commitment (\$)	Tier #2 ETD (\$)	Tier #2 ETD % Contract Commitment (\$)	Tier #1 & #2 ETD % of Overall Contract
Construction											
Forest Station Elementary	Jamco Abatement Services	\$103,673	\$0	\$103,673	\$103,673	100.00%	\$0	0.00%	\$103,673	100.00%	100.00%
Forest Station Elementary	Mid States School Equipment Co	\$19,075	\$0	\$0	\$0	0.00%	\$0	0.00%	\$0	0.00%	0.00%
Forest Station Elementary	Outback Fence Co.	\$28,375	\$0	\$0	\$0	0.00%	\$0	0.00%	\$0	0.00%	0.00%
Forest Station Elementary	Prime Communications Inc.	\$4,600	\$0	\$0	\$0	0.00%	\$0	0.00%	\$0	0.00%	0.00%
Forest Station Elementary	Sheppards Business Interiors	\$43,875	\$0	\$0	\$0	0.00%	\$0	0.00%	\$0	0.00%	0.00%
Forest Station Elementary	Sirius Computer Solutions	\$252,937	\$0	\$0	\$0	0.00%	\$0	0.00%	\$0	0.00%	0.00%
Forest Station Elementary	Virco Inc	\$38,586	\$0	\$0	\$0	0.00%	\$0	0.00%	\$0	0.00%	0.00%
Forest Station Elementary	Water Engineering Inc.	\$10,623	\$0	\$0	\$0	0.00%	\$0	0.00%	\$0	0.00%	0.00%
Buena Vista High	All Makes Office Equipment Co	\$315,310	\$0	\$0	\$0	0.00%	\$0	0.00%	\$0	0.00%	0.00%
Buena Vista High	Anixter, Inc.	\$38,021	\$0	\$0	\$0	0.00%	\$0	0.00%	\$0	0.00%	0.00%
Buena Vista High	Bockmann Inc	\$870,000	\$0	\$0	\$0	0.00%	\$0	0.00%	\$0	0.00%	0.00%
Buena Vista High	City of Omaha Public Works	\$2,973,600	\$0	\$0	\$0	0.00%	\$0	0.00%	\$0	0.00%	0.00%
Buena Vista High	Haddock Education Technologies	\$6,598	\$0	\$0	\$0	0.00%	\$0	0.00%	\$0	0.00%	0.00%
Buena Vista High	Jamco Abatement Services	\$20,700	\$0	\$20,700	\$20,700	100.00%	\$0	0.00%	\$20,700	100.00%	100.00%
Buena Vista High	Krueger International	\$92,996	\$0	\$0	\$0	0.00%	\$0	0.00%	\$0	0.00%	0.00%
Buena Vista High	McCarthy Building Companies, Inc.	\$76,767,943	\$4,557,103	\$6,984,816	\$11,541,919	15.03%	\$5,394,394	118.37%	\$6,956,281	99.59%	16.09%



2018 Bond Program

Report Date 1/27/2022

Economic Inclusion Plan & Commitment Monitoring Report

The 15% EI Plan Goal is an overall Bond Program Goal which is applied to all account codes except Land Acquisition and Builders' Risk Insurance

A			CONTRACT COMMITMENTS				EXPENDITURES				
B	C	D=B+C	E=D/A	F	G=F/B	H	I=H/C	J=(F+H)/A			
Bid Package	Vendor	Total Contract Amount (\$)	Tier #1 Contract Commitment (\$)	Tier #2 Contract Commitment (\$)	Tier #1 & #2 Contract Commitment (\$)	Tier #1 & #2 % of Contract Amount	Tier #1 ETD (\$) Amount	Tier #1 ETD % Contract Commitment (\$)	Tier #2 ETD (\$) Amount	Tier #2 ETD % Contract Commitment (\$)	Tier #1 & #2 ETD % of Overall Contract
Construction											
Buena Vista High	Mid States School Equipment Co	\$82,160	\$0	\$0	\$0	0.00%	\$0	0.00%	\$0	0.00%	0.00%
Buena Vista High	Prime Communications Inc.	\$16,700	\$0	\$0	\$0	0.00%	\$0	0.00%	\$0	0.00%	0.00%
Buena Vista High	Sheppards Business Interiors	\$425,352	\$0	\$0	\$0	0.00%	\$0	0.00%	\$0	0.00%	0.00%
Buena Vista High	Sirius Computer Solutions	\$759,270	\$0	\$0	\$0	0.00%	\$0	0.00%	\$0	0.00%	0.00%
Buena Vista High	Virco Inc	\$2,299	\$0	\$0	\$0	0.00%	\$0	0.00%	\$0	0.00%	0.00%
Buena Vista High	Water Engineering Inc.	\$650	\$0	\$0	\$0	0.00%	\$0	0.00%	\$0	0.00%	0.00%
Westview High	All Makes Office Equipment Co	\$340,027	\$0	\$0	\$0	0.00%	\$0	0.00%	\$0	0.00%	0.00%
Westview High	Anixter, Inc.	\$24,219	\$0	\$0	\$0	0.00%	\$0	0.00%	\$0	0.00%	0.00%
Westview High	City of Omaha Planning	\$438,640	\$0	\$0	\$0	0.00%	\$0	0.00%	\$0	0.00%	0.00%
Westview High	Douglas County Treasurer	\$50,000	\$0	\$0	\$0	0.00%	\$0	0.00%	\$0	0.00%	0.00%
Westview High	Haddock Education Technologies	\$6,598	\$0	\$0	\$0	0.00%	\$0	0.00%	\$0	0.00%	0.00%
Westview High	Krueger International	\$123,373	\$0	\$0	\$0	0.00%	\$0	0.00%	\$0	0.00%	0.00%
Westview High	Metropolitan Utilities District	\$140,000	\$0	\$0	\$0	0.00%	\$0	0.00%	\$0	0.00%	0.00%
Westview High	Mid States School Equipment Co	\$82,160	\$0	\$0	\$0	0.00%	\$0	0.00%	\$0	0.00%	0.00%
Westview High	Prime Communications Inc.	\$20,128	\$0	\$0	\$0	0.00%	\$0	0.00%	\$0	0.00%	0.00%
Westview High	Sampson Construction	\$75,528,140	\$2,345,490	\$3,824,794	\$6,170,284	8.17%	\$2,559,023	109.10%	\$1,786,704	46.71%	5.75%



2018 Bond Program

Report Date 1/27/2022

Economic Inclusion Plan & Commitment Monitoring Report

The 15% EI Plan Goal is an overall Bond Program Goal which is applied to all account codes except Land Acquisition and Builders' Risk Insurance

A			CONTRACT COMMITMENTS				EXPENDITURES				
Bid Package	Vendor	Total Contract Amount (\$)	Tier #1 Contract Commitment (\$)	Tier #2 Contract Commitment (\$)	Tier #1 & #2 Contract Commitment (\$)	Tier #1 & #2 % of Contract Amount	Tier #1 ETD (\$)	Tier #1 ETD % Contract Commitment (\$)	Tier #2 ETD (\$)	Tier #2 ETD % Contract Commitment (\$)	Tier #1 & #2 ETD % of Overall Contract
Construction											
Westview High	Sheppards Business Interiors	\$437,097	\$0	\$0	\$0	0.00%	\$0	0.00%	\$0	0.00%	0.00%
Westview High	Sirius Computer Solutions	\$616,596	\$0	\$0	\$0	0.00%	\$0	0.00%	\$0	0.00%	0.00%
Westview High	Virco Inc	\$2,299	\$0	\$0	\$0	0.00%	\$0	0.00%	\$0	0.00%	0.00%
Transition Program	A United Automatic Doors & Glass	\$5,265	\$0	\$0	\$0	0.00%	\$0	0.00%	\$0	0.00%	0.00%
Transition Program	Allegiance Restortation, LLC	\$9,426	\$0	\$0	\$0	0.00%	\$0	0.00%	\$0	0.00%	0.00%
Transition Program	Binyard Specialty Cleaning	\$1,176	\$1,176	\$0	\$1,176	100.00%	\$1,176	100.00%	\$0	0.00%	100.00%
Transition Program	GovConnection, Inc.	\$1,498	\$0	\$0	\$0	0.00%	\$0	0.00%	\$0	0.00%	0.00%
Transition Program	Hillyard	\$7,554	\$0	\$0	\$0	0.00%	\$0	0.00%	\$0	0.00%	0.00%
Transition Program	KE Flex Contracting	\$1,690	\$0	\$0	\$0	0.00%	\$0	0.00%	\$0	0.00%	0.00%
Transition Program	Midwest DCM	\$2,042,526	\$0	\$0	\$0	0.00%	\$0	0.00%	\$0	0.00%	0.00%
Transition Program	Nebraska Furniture Mart	\$1,824	\$0	\$0	\$0	0.00%	\$0	0.00%	\$0	0.00%	0.00%
Transition Program	Nebraska Furniture Mart	\$3,197	\$0	\$0	\$0	0.00%	\$0	0.00%	\$0	0.00%	0.00%
Transition Program	Prime Communications Inc.	\$4,718	\$0	\$0	\$0	0.00%	\$0	0.00%	\$0	0.00%	0.00%
Transition Program	Sirius Computer Solutions	\$61,520	\$0	\$0	\$0	0.00%	\$0	0.00%	\$0	0.00%	0.00%
Transition Program	Sirius Computer Solutions	\$1,725	\$0	\$0	\$0	0.00%	\$0	0.00%	\$0	0.00%	0.00%
Pinewood Elementary	All Makes Office Equipment Co	\$17,064	\$0	\$0	\$0	0.00%	\$0	0.00%	\$0	0.00%	0.00%



2018 Bond Program

Report Date 1/27/2022

Economic Inclusion Plan & Commitment Monitoring Report

The 15% EI Plan Goal is an overall Bond Program Goal which is applied to all account codes except Land Acquisition and Builders' Risk Insurance

A			CONTRACT COMMITMENTS				EXPENDITURES				
B	C	D=B+C	E=D/A	F	G=F/B	H	I=H/C	J=(F+H)/A			
Bid Package	Vendor	Total Contract Amount (\$)	Tier #1 Contract Commitment (\$)	Tier #2 Contract Commitment (\$)	Tier #1 & #2 Contract Commitment (\$)	Tier #1 & #2 % of Contract Amount	Tier #1 ETD (\$)	Tier #1 ETD % Contract Commitment (\$)	Tier #2 ETD (\$)	Tier #2 ETD % Contract Commitment (\$)	Tier #1 & #2 ETD % of Overall Contract
Construction											
Pinewood Elementary	Centaur Electric Inc.	\$9,790	\$0	\$0	\$0	0.00%	\$0	0.00%	\$0	0.00%	0.00%
Pinewood Elementary	Christopherson Plumbing, LLC	\$3,520	\$0	\$3,520	\$3,520	100.00%	\$0	0.00%	\$3,520	100.00%	100.00%
Pinewood Elementary	Commercial Flooring Systems Inc	\$32,480	\$0	\$0	\$0	0.00%	\$0	0.00%	\$0	0.00%	0.00%
Pinewood Elementary	Future Construction Specialties	\$24,642	\$24,642	\$0	\$24,642	100.00%	\$24,642	100.00%	\$0	0.00%	100.00%
Pinewood Elementary	Grunwald Mechanical Contractors	\$15,021	\$0	\$0	\$0	0.00%	\$0	0.00%	\$0	0.00%	0.00%
Pinewood Elementary	Hillyard	\$7,100	\$0	\$0	\$0	0.00%	\$0	0.00%	\$0	0.00%	0.00%
Pinewood Elementary	Independent Roofing Company	\$547	\$0	\$0	\$0	0.00%	\$0	0.00%	\$0	0.00%	0.00%
Pinewood Elementary	Jamco Abatement Services	\$15,230	\$0	\$15,230	\$15,230	100.00%	\$0	0.00%	\$15,230	100.00%	100.00%
Pinewood Elementary	Johnson Controls	\$12,985	\$0	\$0	\$0	0.00%	\$0	0.00%	\$0	0.00%	0.00%
Pinewood Elementary	Johnson Hardware Company	\$2,582	\$0	\$0	\$0	0.00%	\$0	0.00%	\$0	0.00%	0.00%
Pinewood Elementary	Ken & Associates	\$300	\$300	\$0	\$300	100.00%	\$300	100.00%	\$0	0.00%	100.00%
Pinewood Elementary	Meco-Henne Contracting, Inc.	\$4,641,892	\$0	\$289,000	\$289,000	6.23%	\$25,428	0.00%	\$322,018	111.42%	7.49%
Pinewood Elementary	Metropolitan Utilities District	\$8,195	\$0	\$0	\$0	0.00%	\$0	0.00%	\$0	0.00%	0.00%
Pinewood Elementary	Omaha Wholesale Hardware	\$1,932	\$0	\$0	\$0	0.00%	\$0	0.00%	\$0	0.00%	0.00%
Pinewood Elementary	Porter Trustin Carlson Company	\$7,600	\$0	\$0	\$0	0.00%	\$0	0.00%	\$0	0.00%	0.00%



2018 Bond Program

Report Date 1/27/2022

Economic Inclusion Plan & Commitment Monitoring Report

The 15% EI Plan Goal is an overall Bond Program Goal which is applied to all account codes except Land Acquisition and Builders' Risk Insurance

A			CONTRACT COMMITMENTS				EXPENDITURES				
B	C	D=B+C	E=D/A	F	G=F/B	H	I=H/C	J=(F+H)/A			
Bid Package	Vendor	Total Contract Amount (\$)	Tier #1 Contract Commitment (\$)	Tier #2 Contract Commitment (\$)	Tier #1 & #2 Contract Commitment (\$)	Tier #1 & #2 % of Contract Amount	Tier #1 ETD (\$)	Tier #1 ETD % Contract Commitment (\$)	Tier #2 ETD (\$)	Tier #2 ETD % Contract Commitment (\$)	Tier #1 & #2 ETD % of Overall Contract
Construction											
Pinewood Elementary	Prime Communications Inc.	\$5,984	\$0	\$0	\$0	0.00%	\$0	0.00%	\$0	0.00%	0.00%
Pinewood Elementary	Revolution Wraps	\$9,841	\$0	\$0	\$0	0.00%	\$0	0.00%	\$0	0.00%	0.00%
Pinewood Elementary	River City Barricade Company	\$175	\$0	\$0	\$0	0.00%	\$0	0.00%	\$0	0.00%	0.00%
Pinewood Elementary	SportsCon LLC	\$14,318	\$0	\$0	\$0	0.00%	\$0	0.00%	\$0	0.00%	0.00%
Pinewood Elementary	Virco Inc	\$44,061	\$0	\$0	\$0	0.00%	\$0	0.00%	\$0	0.00%	0.00%
Pinewood Elementary	Xtreme Heating & Cooling	\$4,667	\$0	\$0	\$0	0.00%	\$0	0.00%	\$0	0.00%	0.00%
Edison Elementary	Allegiance Restortation, LLC	\$3,000	\$0	\$0	\$0	0.00%	\$0	0.00%	\$0	0.00%	0.00%
Edison Elementary	Amazon Business Service	\$723	\$0	\$0	\$0	0.00%	\$0	0.00%	\$0	0.00%	0.00%
Edison Elementary	Boyd Jones Construction	\$3,588,891	\$0	\$500,357	\$500,357	13.94%	\$0	0.00%	\$571,065	114.13%	15.91%
Edison Elementary	Buller Fixture Company	\$30,750	\$0	\$0	\$0	0.00%	\$0	0.00%	\$0	0.00%	0.00%
Edison Elementary	Drexel Mechanical Inc.	\$2,450	\$0	\$0	\$0	0.00%	\$0	0.00%	\$0	0.00%	0.00%
Edison Elementary	Engineered Controls Inc.	\$1,471	\$0	\$0	\$0	0.00%	\$0	0.00%	\$0	0.00%	0.00%
Edison Elementary	Jamco Abatement Services	\$51,750	\$0	\$51,750	\$51,750	100.00%	\$0	0.00%	\$51,750	100.00%	100.00%
Edison Elementary	JW Services	\$4,698	\$0	\$0	\$0	0.00%	\$0	0.00%	\$0	0.00%	0.00%
Edison Elementary	Lifestyle Window Coverings	\$8,369	\$0	\$8,369	\$8,369	100.00%	\$0	0.00%	\$0	0.00%	0.00%
Edison Elementary	Mechanical Systems, Inc.	\$328	\$0	\$0	\$0	0.00%	\$0	0.00%	\$0	0.00%	0.00%
Edison Elementary	Mustang Electric Inc.	\$1,500	\$0	\$1,500	\$1,500	100.00%	\$0	0.00%	\$1,500	100.00%	100.00%



2018 Bond Program

Report Date 1/27/2022

Economic Inclusion Plan & Commitment Monitoring Report

The 15% EI Plan Goal is an overall Bond Program Goal which is applied to all account codes except Land Acquisition and Builders' Risk Insurance

A			CONTRACT COMMITMENTS				EXPENDITURES				
B	C	D=B+C	E=D/A	F	G=F/B	H	I=H/C	J=(F+H)/A			
Bid Package	Vendor	Total Contract Amount (\$)	Tier #1 Contract Commitment (\$)	Tier #2 Contract Commitment (\$)	Tier #1 & #2 Contract Commitment (\$)	Tier #1 & #2 % of Contract Amount	Tier #1 ETD (\$)	Tier #1 ETD % Contract Commitment (\$)	Tier #2 ETD (\$)	Tier #2 ETD % Contract Commitment (\$)	Tier #1 & #2 ETD % of Overall Contract
Construction											
Edison Elementary	Omaha Wholesale Hardware	\$708	\$0	\$0	\$0	0.00%	\$0	0.00%	\$0	0.00%	0.00%
Edison Elementary	Prime Communications Inc.	\$6,057	\$0	\$0	\$0	0.00%	\$0	0.00%	\$0	0.00%	0.00%
Edison Elementary	Specialized Air & Hydronic Balancing	\$1,980	\$0	\$0	\$0	0.00%	\$0	0.00%	\$0	0.00%	0.00%
Edison Elementary	Window Optics LLC	\$2,747	\$0	\$0	\$0	0.00%	\$0	0.00%	\$0	0.00%	0.00%
Edison Elementary	Winn Construction Company	\$34,516	\$0	\$0	\$0	0.00%	\$0	0.00%	\$0	0.00%	0.00%
Highland Elementary	A United Automatic Doors & Glass	\$8,164	\$0	\$0	\$0	0.00%	\$0	0.00%	\$0	0.00%	0.00%
Highland Elementary	Anixter, Inc.	\$1,668	\$0	\$0	\$0	0.00%	\$0	0.00%	\$0	0.00%	0.00%
Highland Elementary	Downs Electric Inc.	\$6,899	\$0	\$0	\$0	0.00%	\$0	0.00%	\$0	0.00%	0.00%
Highland Elementary	Echo	\$136	\$0	\$0	\$0	0.00%	\$0	0.00%	\$0	0.00%	0.00%
Highland Elementary	Hausmann Construction, Inc.	\$5,429,722	\$70,600	\$536,190	\$606,790	11.18%	\$287,221	406.83%	\$253,180	47.22%	9.95%
Highland Elementary	Jamco Abatement Services	\$9,760	\$0	\$9,760	\$9,760	100.00%	\$0	0.00%	\$9,760	100.00%	100.00%
Highland Elementary	Prime Communications Inc.	\$9,280	\$0	\$0	\$0	0.00%	\$0	0.00%	\$0	0.00%	0.00%
Highland Elementary	Sirius Computer Solutions	\$17,973	\$0	\$0	\$0	0.00%	\$0	0.00%	\$0	0.00%	0.00%
Highland Elementary	Window Optics LLC	\$6,401	\$0	\$0	\$0	0.00%	\$0	0.00%	\$0	0.00%	0.00%
Masters Elementary	American Trailer & Storage Inc.	\$3,947	\$0	\$0	\$0	0.00%	\$0	0.00%	\$0	0.00%	0.00%
Masters Elementary	Anderson Excavating Co.	\$13,920	\$0	\$0	\$0	0.00%	\$0	0.00%	\$0	0.00%	0.00%



2018 Bond Program

Report Date 1/27/2022

Economic Inclusion Plan & Commitment Monitoring Report

The 15% EI Plan Goal is an overall Bond Program Goal which is applied to all account codes except Land Acquisition and Builders' Risk Insurance

A			CONTRACT COMMITMENTS				EXPENDITURES				
B	C	D=B+C	E=D/A	F	G=F/B	H	I=H/C	J=(F+H)/A			
Bid Package	Vendor	Total Contract Amount (\$)	Tier #1 Contract Commitment (\$)	Tier #2 Contract Commitment (\$)	Tier #1 & #2 Contract Commitment (\$)	Tier #1 & #2 % of Contract Amount	Tier #1 ETD (\$)	Tier #1 ETD % Contract Commitment (\$)	Tier #2 ETD (\$)	Tier #2 ETD % Contract Commitment (\$)	Tier #1 & #2 ETD % of Overall Contract
Construction											
Masters Elementary	Boyd Jones Construction	\$2,148,544	\$0	\$342,444	\$342,444	15.94%	\$0	0.00%	\$357,648	104.44%	16.65%
Masters Elementary	Electronic Sound Inc	\$1,680	\$0	\$0	\$0	0.00%	\$0	0.00%	\$0	0.00%	0.00%
Masters Elementary	Electronic Sound Inc	\$1,644	\$0	\$0	\$0	0.00%	\$0	0.00%	\$0	0.00%	0.00%
Masters Elementary	Electronic Sound Inc	\$540	\$0	\$0	\$0	0.00%	\$0	0.00%	\$0	0.00%	0.00%
Masters Elementary	Jamco Abatement Services	\$17,600	\$0	\$17,600	\$17,600	100.00%	\$0	0.00%	\$17,600	100.00%	100.00%
Masters Elementary	Omaha Stage Equipment Inc.	\$9,638	\$0	\$0	\$0	0.00%	\$0	0.00%	\$0	0.00%	0.00%
Masters Elementary	Palmer Hamilton LLC	\$23,907	\$0	\$0	\$0	0.00%	\$0	0.00%	\$0	0.00%	0.00%
Masters Elementary	Prime Communications Inc.	\$433	\$0	\$0	\$0	0.00%	\$0	0.00%	\$0	0.00%	0.00%
Spring Lake Elementary	Hausmann Construction, Inc.	\$6,157,886	\$402,313	\$63,337	\$465,650	7.56%	\$57,320	14.25%	\$0	0.00%	0.93%
Spring Lake Elementary	McKinnis Inc.	\$473,000	\$0	\$0	\$0	0.00%	\$0	0.00%	\$0	0.00%	0.00%
Lewis & Clark Middle	Allegiance Restortation, LLC	\$2,658	\$0	\$0	\$0	0.00%	\$0	0.00%	\$0	0.00%	0.00%
Lewis & Clark Middle	Anixter, Inc.	\$4,173	\$0	\$0	\$0	0.00%	\$0	0.00%	\$0	0.00%	0.00%
Lewis & Clark Middle	Electronic Sound Inc	\$627	\$0	\$0	\$0	0.00%	\$0	0.00%	\$0	0.00%	0.00%
Lewis & Clark Middle	Grunwald Mechanical Contractors	\$17,700	\$0	\$0	\$0	0.00%	\$0	0.00%	\$0	0.00%	0.00%
Lewis & Clark Middle	Jamco Abatement Services	\$9,900	\$0	\$9,900	\$9,900	100.00%	\$0	0.00%	\$9,900	100.00%	100.00%
Lewis & Clark Middle	Jesse L Gibson	\$575	\$0	\$575	\$575	100.00%	\$0	0.00%	\$575	100.00%	100.00%
Lewis & Clark Middle	Kellys Carpet	\$1,289	\$0	\$0	\$0	0.00%	\$0	0.00%	\$0	0.00%	0.00%



2018 Bond Program

Report Date 1/27/2022

Economic Inclusion Plan & Commitment Monitoring Report

The 15% EI Plan Goal is an overall Bond Program Goal which is applied to all account codes except Land Acquisition and Builders' Risk Insurance

A			CONTRACT COMMITMENTS				EXPENDITURES				
B	C	D=B+C	E=D/A	F	G=F/B	H	I=H/C	J=(F+H)/A			
Bid Package	Vendor	Total Contract Amount (\$)	Tier #1 Contract Commitment (\$)	Tier #2 Contract Commitment (\$)	Tier #1 & #2 Contract Commitment (\$)	Tier #1 & #2 % of Contract Amount	Tier #1 ETD (\$)	Tier #1 ETD % Contract Commitment (\$)	Tier #2 ETD (\$)	Tier #2 ETD % Contract Commitment (\$)	Tier #1 & #2 ETD % of Overall Contract
Construction											
Lewis & Clark Middle	Mid-Plains Insulation	\$1,465	\$0	\$0	\$0	0.00%	\$0	0.00%	\$0	0.00%	0.00%
Lewis & Clark Middle	Miller Electric Company	\$1,778	\$0	\$0	\$0	0.00%	\$0	0.00%	\$0	0.00%	0.00%
Lewis & Clark Middle	Sirius Computer Solutions	\$61,359	\$0	\$0	\$0	0.00%	\$0	0.00%	\$0	0.00%	0.00%
Lewis & Clark Middle	Vrana Construction	\$11,759,276	\$98,780	\$133,138	\$231,918	1.97%	\$110,056	111.42%	\$157,592	118.37%	2.28%
Lewis & Clark Middle	Water Engineering Inc.	\$8,572	\$0	\$0	\$0	0.00%	\$0	0.00%	\$0	0.00%	0.00%
Central High	Future Construction Specialties	\$5,474	\$5,474	\$0	\$5,474	100.00%	\$5,474	100.00%	\$0	0.00%	100.00%
Central High	Mechanical Systems, Inc.	\$891	\$0	\$0	\$0	0.00%	\$0	0.00%	\$0	0.00%	0.00%
Central High	The Weitz Company	\$5,006,087	\$440,856	\$720,081	\$1,160,937	23.19%	\$378,500	85.86%	\$250,326	34.76%	12.56%
Bluestem Middle School	All Makes Office Equipment Co	\$233,784	\$0	\$0	\$0	0.00%	\$0	0.00%	\$0	0.00%	0.00%
Bluestem Middle School	Anixter, Inc.	\$19,607	\$0	\$0	\$0	0.00%	\$0	0.00%	\$0	0.00%	0.00%
Bluestem Middle School	Krueger International	\$18,698	\$0	\$0	\$0	0.00%	\$0	0.00%	\$0	0.00%	0.00%
Bluestem Middle School	McCarthy Building Companies, Inc.	\$43,416,847	\$2,283,098	\$1,966,569	\$4,249,667	9.79%	\$454,952	19.93%	\$700,693	35.63%	2.66%
Bluestem Middle School	Mid States School Equipment Co	\$73,080	\$0	\$0	\$0	0.00%	\$0	0.00%	\$0	0.00%	0.00%
Bluestem Middle School	Prime Communications Inc.	\$8,707	\$0	\$0	\$0	0.00%	\$0	0.00%	\$0	0.00%	0.00%
Bluestem Middle School	Sheppards Business Interiors	\$255,247	\$0	\$0	\$0	0.00%	\$0	0.00%	\$0	0.00%	0.00%
Bluestem Middle School	Sirius Computer Solutions	\$450,271	\$0	\$0	\$0	0.00%	\$0	0.00%	\$0	0.00%	0.00%



2018 Bond Program

Report Date 1/27/2022

Economic Inclusion Plan & Commitment Monitoring Report

The 15% EI Plan Goal is an overall Bond Program Goal which is applied to all account codes except Land Acquisition and Builders' Risk Insurance

A			CONTRACT COMMITMENTS				EXPENDITURES				
B	C	D=B+C	E=D/A	F	G=F/B	H	I=H/C	J=(F+H)/A			
Bid Package	Vendor	Total Contract Amount (\$)	Tier #1 Contract Commitment (\$)	Tier #2 Contract Commitment (\$)	Tier #1 & #2 Contract Commitment (\$)	Tier #1 & #2 % of Contract Amount	Tier #1 ETD (\$)	Tier #1 ETD % Contract Commitment (\$)	Tier #2 ETD (\$)	Tier #2 ETD % Contract Commitment (\$)	Tier #1 & #2 ETD % of Overall Contract
Construction											
Bluestem Middle School	Virco Inc	\$1,337	\$0	\$0	\$0	0.00%	\$0	0.00%	\$0	0.00%	0.00%
Pine Elementary	All Makes Office Equipment Co	\$148,036	\$0	\$0	\$0	0.00%	\$0	0.00%	\$0	0.00%	0.00%
Pine Elementary	Anderson Excavating Co.	\$65,800	\$0	\$0	\$0	0.00%	\$0	0.00%	\$0	0.00%	0.00%
Pine Elementary	Anixter, Inc.	\$11,983	\$0	\$0	\$0	0.00%	\$0	0.00%	\$0	0.00%	0.00%
Pine Elementary	Darland Construction Co	\$15,893,095	\$0	\$160,650	\$160,650	1.01%	\$0	0.00%	\$86,468	53.82%	0.54%
Pine Elementary	Haddock Education Technologies	\$122,063	\$0	\$0	\$0	0.00%	\$0	0.00%	\$0	0.00%	0.00%
Pine Elementary	Jamco Abatement Services	\$106,210	\$0	\$106,210	\$106,210	100.00%	\$0	0.00%	\$106,210	100.00%	100.00%
Pine Elementary	Kidwell	\$1,680	\$0	\$0	\$0	0.00%	\$0	0.00%	\$0	0.00%	0.00%
Pine Elementary	McGill Asbestos Abatement	\$28,140	\$0	\$0	\$0	0.00%	\$0	0.00%	\$0	0.00%	0.00%
Pine Elementary	Mid States School Equipment Co	\$46,325	\$0	\$0	\$0	0.00%	\$0	0.00%	\$0	0.00%	0.00%
Pine Elementary	Prime Communications Inc.	\$4,464	\$0	\$0	\$0	0.00%	\$0	0.00%	\$0	0.00%	0.00%
Pine Elementary	Sheppards Business Interiors	\$32,458	\$0	\$0	\$0	0.00%	\$0	0.00%	\$0	0.00%	0.00%
Pine Elementary	Sirius Computer Solutions	\$245,047	\$0	\$0	\$0	0.00%	\$0	0.00%	\$0	0.00%	0.00%
Pine Elementary	Virco Inc	\$41,374	\$0	\$0	\$0	0.00%	\$0	0.00%	\$0	0.00%	0.00%
Adams Elementary	Electronic Sound Inc	\$546	\$0	\$0	\$0	0.00%	\$0	0.00%	\$0	0.00%	0.00%
Adams Elementary	The Weitz Company	\$1,724,748	\$0	\$0	\$0	0.00%	\$275,265	0.00%	\$2,550	0.00%	16.11%
Northwest High	10 MEN LLC	\$800	\$0	\$0	\$0	0.00%	\$0	0.00%	\$0	0.00%	0.00%



2018 Bond Program

Report Date 1/27/2022

Economic Inclusion Plan & Commitment Monitoring Report

The 15% EI Plan Goal is an overall Bond Program Goal which is applied to all account codes except Land Acquisition and Builders' Risk Insurance

A			CONTRACT COMMITMENTS				EXPENDITURES				
B	C	D=B+C	E=D/A	F	G=F/B	H	I=H/C	J=(F+H)/A			
Bid Package	Vendor	Total Contract Amount (\$)	Tier #1 Contract Commitment (\$)	Tier #2 Contract Commitment (\$)	Tier #1 & #2 Contract Commitment (\$)	Tier #1 & #2 % of Contract Amount	Tier #1 ETD (\$)	Tier #1 ETD % Contract Commitment (\$)	Tier #2 ETD (\$)	Tier #2 ETD % Contract Commitment (\$)	Tier #1 & #2 ETD % of Overall Contract
Construction											
Northwest High	Hausmann Construction, Inc.	\$6,295,565	\$69,765	\$20,125	\$89,890	1.43%	\$42,565	61.01%	\$23,350	116.02%	1.05%
Northwest High	Trane	\$5,637	\$0	\$0	\$0	0.00%	\$0	0.00%	\$0	0.00%	0.00%
Morton Middle	Anixter, Inc.	\$3,156	\$0	\$0	\$0	0.00%	\$0	0.00%	\$0	0.00%	0.00%
Morton Middle	Heartland Scenic Studio	\$12,150	\$0	\$0	\$0	0.00%	\$0	0.00%	\$0	0.00%	0.00%
Morton Middle	MCL Construction	\$10,250,000	\$0	\$3,194,791	\$3,194,791	31.17%	\$0	0.00%	\$2,057,393	64.40%	20.07%
Morton Middle	Prime Communications Inc.	\$1,171	\$0	\$0	\$0	0.00%	\$0	0.00%	\$0	0.00%	0.00%
Morton Middle	Sirius Computer Solutions	\$61,359	\$0	\$0	\$0	0.00%	\$0	0.00%	\$0	0.00%	0.00%
Morton Middle	Vinny's Tree Service	\$5,000	\$0	\$0	\$0	0.00%	\$0	0.00%	\$0	0.00%	0.00%
North High	10 MEN LLC	\$1,800	\$0	\$0	\$0	0.00%	\$0	0.00%	\$0	0.00%	0.00%
North High	AD Screen Group	\$1,100	\$0	\$0	\$0	0.00%	\$0	0.00%	\$0	0.00%	0.00%
North High	All Makes Office Equipment Co	\$13,077	\$0	\$0	\$0	0.00%	\$0	0.00%	\$0	0.00%	0.00%
North High	Allegiance Restoration, LLC	\$5,970	\$0	\$0	\$0	0.00%	\$0	0.00%	\$0	0.00%	0.00%
North High	Hausmann Construction, Inc.	\$7,249,541	\$90,627	\$125,000	\$215,627	2.97%	\$32,980	36.39%	\$1,576	1.26%	0.48%
North High	Virco Inc	\$23,532	\$0	\$0	\$0	0.00%	\$0	0.00%	\$0	0.00%	0.00%
Blackburn School	Amazon Business Service	\$1,163	\$0	\$0	\$0	0.00%	\$0	0.00%	\$0	0.00%	0.00%
Blackburn School	The Weitz Company	\$2,767,661	\$0	\$0	\$0	0.00%	\$84,344	0.00%	\$16,742	0.00%	3.65%



2018 Bond Program

Report Date 1/27/2022

Economic Inclusion Plan & Commitment Monitoring Report

The 15% EI Plan Goal is an overall Bond Program Goal which is applied to all account codes except Land Acquisition and Builders' Risk Insurance

		A	CONTRACT COMMITMENTS				EXPENDITURES				
Bid Package	Vendor	Total Contract Amount (\$)	B	C	D=B+C	E=D/A	F	G=F/B	H	I=H/C	J=(F+H)/A
			Tier #1 Contract Commitment (\$)	Tier #2 Contract Commitment (\$)	Tier #1 & #2 Contract Commitment (\$)	Tier #1 & #2 % of Contract Amount	Tier #1 ETD (\$)	Tier #1 ETD % Contract Commitment (\$)	Tier #2 ETD (\$)	Tier #2 ETD % Contract Commitment (\$)	Tier #1 & #2 ETD % of Overall Contract
Construction											
South High	Echo	\$740	\$0	\$0	\$0	0.00%	\$0	0.00%	\$0	0.00%	0.00%
South High	The Weitz Company	\$10,322,274	\$849,127	\$619,890	\$1,469,017	14.23%	\$645,812	76.06%	\$140,826	22.72%	7.62%
Total For Construction:		\$347,647,461	\$11,696,433	\$22,744,743	\$34,441,176	9.91%	\$10,825,424	92.55%	\$16,984,071	74.67%	8.00%
Owner Administration											
Program Mgmt. & Admin.	Baird-Holm	\$208,590	\$0	\$0	\$0	0.00%	\$0	0.00%	\$0	0.00%	0.00%
Program Mgmt. & Admin.	ieDesign, LLC	\$12,358	\$0	\$12,358	\$12,358	100.00%	\$0	0.00%	\$12,358	100.00%	100.00%
Program Mgmt. & Admin.	ieDesign, LLC	\$29,280	\$0	\$29,280	\$29,280	100.00%	\$0	0.00%	\$17,340	59.22%	59.22%
Program Mgmt. & Admin.	ieDesign, LLC	\$14,403	\$0	\$14,403	\$14,403	100.00%	\$0	0.00%	\$9,893	68.69%	68.69%
Program Mgmt. & Admin.	ieDesign, LLC	\$45,600	\$0	\$45,600	\$45,600	100.00%	\$0	0.00%	\$23,035	50.52%	50.52%
Program Mgmt. & Admin.	ieDesign, LLC	\$38,640	\$0	\$38,640	\$38,640	100.00%	\$0	0.00%	\$10,080	26.09%	26.09%
Program Mgmt. & Admin.	ieDesign, LLC	\$38,640	\$0	\$38,640	\$38,640	100.00%	\$0	0.00%	\$9,720	25.16%	25.16%
Program Mgmt. & Admin.	ieDesign, LLC	\$38,640	\$0	\$38,640	\$38,640	100.00%	\$0	0.00%	\$9,360	24.22%	24.22%
Program Mgmt. & Admin.	ieDesign, LLC	\$47,520	\$0	\$47,520	\$47,520	100.00%	\$0	0.00%	\$10,205	21.48%	21.48%
Program Mgmt. & Admin.	ieDesign, LLC	\$47,520	\$0	\$47,520	\$47,520	100.00%	\$0	0.00%	\$9,480	19.95%	19.95%
Program Mgmt. & Admin.	ieDesign, LLC	\$15,000	\$0	\$15,000	\$15,000	100.00%	\$0	0.00%	\$7,220	48.13%	48.13%
Program Mgmt. & Admin.	ieDesign, LLC	\$95,100	\$0	\$95,100	\$95,100	100.00%	\$0	0.00%	\$76,500	80.44%	80.44%
Program Mgmt. & Admin.	ieDesign, LLC	\$2,000	\$0	\$2,000	\$2,000	100.00%	\$0	0.00%	\$750	37.50%	37.50%
Program Mgmt. & Admin.	Omaha Public Schools	\$78,139	\$0	\$0	\$0	0.00%	\$0	0.00%	\$0	0.00%	0.00%
Total For Owner Administration:		\$711,429	\$0	\$424,700	\$424,700	59.70%	\$0	0.00%	\$195,940	46.14%	27.54%



2018 Bond Program

Report Date 1/27/2022

Economic Inclusion Plan & Commitment Monitoring Report

The 15% EI Plan Goal is an overall Bond Program Goal which is applied to all account codes except Land Acquisition and Builders' Risk Insurance

A			CONTRACT COMMITMENTS				EXPENDITURES				
B	C	D=B+C	E=D/A	F	G=F/B	H	I=H/C	J=(F+H)/A			
Bid Package	Vendor	Total Contract Amount (\$)	Tier #1 Contract Commitment (\$)	Tier #2 Contract Commitment (\$)	Tier #1 & #2 Contract Commitment (\$)	Tier #1 & #2 % of Contract Amount	Tier #1 ETD (\$)	Tier #1 ETD % Contract Commitment (\$)	Tier #2 ETD (\$)	Tier #2 ETD % Contract Commitment (\$)	Tier #1 & #2 ETD % of Overall Contract
Printing & Advertisement											
Program Mgmt. & Admin.	A&D Technical Supply	\$38,825	\$0	\$0	\$0	0.00%	\$0	0.00%	\$0	0.00%	0.00%
Program Mgmt. & Admin.	Design 4 Screenprinting & More, Inc.	\$6,105	\$6,105	\$0	\$6,105	100.00%	\$6,075	99.51%	\$0	0.00%	99.51%
Program Mgmt. & Admin.	Simplified Office Solutions	\$6,716	\$0	\$0	\$0	0.00%	\$0	0.00%	\$0	0.00%	0.00%
Program Mgmt. & Admin.	Standard Digital Imaging	\$33,544	\$0	\$0	\$0	0.00%	\$0	0.00%	\$0	0.00%	0.00%
Total For Printing & Advertisement:		\$85,190	\$6,105	\$0	\$6,105	7.17%	\$6,075	99.51%	\$0	0.00%	7.13%
Program Mgmt & Admin											
Program Mgmt. & Admin.	Bluebeam Software Inc	\$2,745	\$0	\$0	\$0	0.00%	\$0	0.00%	\$0	0.00%	0.00%
Program Mgmt. & Admin.	CDW Government	\$2,795	\$0	\$0	\$0	0.00%	\$0	0.00%	\$0	0.00%	0.00%
Program Mgmt. & Admin.	Jacobs	\$13,607,200	\$0	\$0	\$0	0.00%	\$0	0.00%	\$0	0.00%	0.00%
Program Mgmt. & Admin.	Microsoft Corporation	\$4,030	\$0	\$0	\$0	0.00%	\$0	0.00%	\$0	0.00%	0.00%
Program Mgmt. & Admin.	SoftChoice Corporation	\$320	\$0	\$0	\$0	0.00%	\$0	0.00%	\$0	0.00%	0.00%
Total For Program Mgmt & Admin:		\$13,617,090	\$0	\$0	\$0	0.00%	\$0	0.00%	\$0	0.00%	0.00%
Temp Housing, Utilities, Moves											
Program Mgmt. & Admin.	HFH, LLC	\$30,096	\$0	\$0	\$0	0.00%	\$0	0.00%	\$0	0.00%	0.00%
Catlin Elementary	Omaha Public Schools	\$499	\$0	\$0	\$0	0.00%	\$0	0.00%	\$0	0.00%	0.00%
Catlin Elementary	Waste Management	\$473	\$0	\$0	\$0	0.00%	\$0	0.00%	\$0	0.00%	0.00%
Conestoga Elementary	Omaha Public Schools	\$1,027	\$0	\$0	\$0	0.00%	\$0	0.00%	\$0	0.00%	0.00%
King Elementary	Jesse L Gibson	\$240	\$0	\$240	\$240	100.00%	\$0	0.00%	\$240	100.00%	100.00%



2018 Bond Program

Report Date 1/27/2022

Economic Inclusion Plan & Commitment Monitoring Report

The 15% EI Plan Goal is an overall Bond Program Goal which is applied to all account codes except Land Acquisition and Builders' Risk Insurance

A			CONTRACT COMMITMENTS				EXPENDITURES				
B	C	D=B+C	E=D/A	F	G=F/B	H	I=H/C	J=(F+H)/A			
Bid Package	Vendor	Total Contract Amount (\$)	Tier #1 Contract Commitment (\$)	Tier #2 Contract Commitment (\$)	Tier #1 & #2 Contract Commitment (\$)	Tier #1 & #2 % of Contract Amount	Tier #1 ETD (\$)	Tier #1 ETD % Contract Commitment (\$)	Tier #2 ETD (\$)	Tier #2 ETD % Contract Commitment (\$)	Tier #1 & #2 ETD % of Overall Contract
Temp Housing, Utilities, Moves											
King Elementary	Omaha Public Schools	\$219	\$0	\$0	\$0	0.00%	\$0	0.00%	\$0	0.00%	0.00%
Burke High	Omaha Public Schools	\$3,078	\$0	\$0	\$0	0.00%	\$0	0.00%	\$0	0.00%	0.00%
Forest Station Elementary	Metropolitan Utilities District	\$11,320	\$0	\$0	\$0	0.00%	\$0	0.00%	\$0	0.00%	0.00%
Forest Station Elementary	Omaha Public Power District	\$49,290	\$0	\$0	\$0	0.00%	\$0	0.00%	\$0	0.00%	0.00%
Forest Station Elementary	Unite Private Networks	\$27,178	\$0	\$0	\$0	0.00%	\$0	0.00%	\$0	0.00%	0.00%
Buena Vista High	Cox Business Services	\$6,730	\$0	\$0	\$0	0.00%	\$0	0.00%	\$0	0.00%	0.00%
Buena Vista High	Nebraska Dept. of Transportation	\$49,000	\$0	\$0	\$0	0.00%	\$0	0.00%	\$0	0.00%	0.00%
Buena Vista High	Omaha Public Schools	\$138	\$0	\$0	\$0	0.00%	\$0	0.00%	\$0	0.00%	0.00%
Buena Vista High	Unite Private Networks	\$1,944	\$0	\$0	\$0	0.00%	\$0	0.00%	\$0	0.00%	0.00%
Westview High	Sampson Construction	\$26,701	\$0	\$0	\$0	0.00%	\$0	0.00%	\$0	0.00%	0.00%
Westview High	Unite Private Networks	\$1,062	\$0	\$0	\$0	0.00%	\$0	0.00%	\$0	0.00%	0.00%
Transition Program	Cox Business Services	\$300	\$0	\$0	\$0	0.00%	\$0	0.00%	\$0	0.00%	0.00%
Transition Program	Metropolitan Utilities District	\$2,581	\$0	\$0	\$0	0.00%	\$0	0.00%	\$0	0.00%	0.00%
Transition Program	Omaha Public Schools	\$746	\$0	\$0	\$0	0.00%	\$0	0.00%	\$0	0.00%	0.00%
Pinewood Elementary	Cox Business Services	\$5,171	\$0	\$0	\$0	0.00%	\$0	0.00%	\$0	0.00%	0.00%
Pinewood Elementary	Cox Contracting Co.	\$4,394	\$0	\$4,394	\$4,394	100.00%	\$0	0.00%	\$4,394	100.00%	100.00%
Pinewood Elementary	Husker Tree & Landscaping	\$5,510	\$5,510	\$0	\$5,510	100.00%	\$5,510	100.00%	\$0	0.00%	100.00%



2018 Bond Program

Report Date 1/27/2022

Economic Inclusion Plan & Commitment Monitoring Report

The 15% EI Plan Goal is an overall Bond Program Goal which is applied to all account codes except Land Acquisition and Builders' Risk Insurance

A			CONTRACT COMMITMENTS				EXPENDITURES				
B	C	D=B+C	E=D/A	F	G=F/B	H	I=H/C	J=(F+H)/A			
Bid Package	Vendor	Total Contract Amount (\$)	Tier #1 Contract Commitment (\$)	Tier #2 Contract Commitment (\$)	Tier #1 & #2 Contract Commitment (\$)	Tier #1 & #2 % of Contract Amount	Tier #1 ETD (\$)	Tier #1 ETD % Contract Commitment (\$)	Tier #2 ETD (\$)	Tier #2 ETD % Contract Commitment (\$)	Tier #1 & #2 ETD % of Overall Contract
Temp Housing, Utilities, Moves											
Pinewood Elementary	Jesse L Gibson	\$1,185	\$0	\$1,185	\$1,185	100.00%	\$0	0.00%	\$1,185	100.00%	100.00%
Pinewood Elementary	Omaha Public Power District	\$32,768	\$0	\$0	\$0	0.00%	\$0	0.00%	\$0	0.00%	0.00%
Pinewood Elementary	Omaha Public Schools	\$2,729	\$0	\$0	\$0	0.00%	\$0	0.00%	\$0	0.00%	0.00%
Pinewood Elementary	Scribs House Moving Inc	\$7,071	\$0	\$0	\$0	0.00%	\$0	0.00%	\$0	0.00%	0.00%
Pinewood Elementary	Unite Private Networks	\$14,738	\$0	\$0	\$0	0.00%	\$0	0.00%	\$0	0.00%	0.00%
Edison Elementary	Cox Business Services	\$7,145	\$0	\$0	\$0	0.00%	\$0	0.00%	\$0	0.00%	0.00%
Edison Elementary	Omaha Public Schools	\$1,756	\$0	\$0	\$0	0.00%	\$0	0.00%	\$0	0.00%	0.00%
Edison Elementary	Unite Private Networks	\$10,572	\$0	\$0	\$0	0.00%	\$0	0.00%	\$0	0.00%	0.00%
Highland Elementary	Cox Contracting Co.	\$10,000	\$0	\$10,000	\$10,000	100.00%	\$0	0.00%	\$10,000	100.00%	100.00%
Highland Elementary	Metropolitan Utilities District	\$25,127	\$0	\$0	\$0	0.00%	\$0	0.00%	\$0	0.00%	0.00%
Highland Elementary	Omaha Public Power District	\$42,438	\$0	\$0	\$0	0.00%	\$0	0.00%	\$0	0.00%	0.00%
Highland Elementary	Omaha Public Schools	\$5,570	\$0	\$0	\$0	0.00%	\$0	0.00%	\$0	0.00%	0.00%
Masters Elementary	Binyard Specialty Cleaning	\$1,428	\$1,428	\$0	\$1,428	100.00%	\$1,428	100.00%	\$0	0.00%	100.00%
Masters Elementary	Omaha Public Schools	\$412	\$0	\$0	\$0	0.00%	\$0	0.00%	\$0	0.00%	0.00%
Spring Lake Elementary	Omaha Public Schools	\$9,932	\$0	\$0	\$0	0.00%	\$0	0.00%	\$0	0.00%	0.00%
Lewis & Clark Middle	Abe's Portables	\$315	\$0	\$0	\$0	0.00%	\$0	0.00%	\$0	0.00%	0.00%
Lewis & Clark Middle	Cox Contracting Co.	\$8,800	\$0	\$8,800	\$8,800	100.00%	\$0	0.00%	\$8,800	100.00%	100.00%



2018 Bond Program

Report Date 1/27/2022

Economic Inclusion Plan & Commitment Monitoring Report

The 15% EI Plan Goal is an overall Bond Program Goal which is applied to all account codes except Land Acquisition and Builders' Risk Insurance

A			CONTRACT COMMITMENTS				EXPENDITURES				
B	C	D=B+C	E=D/A	F	G=F/B	H	I=H/C	J=(F+H)/A			
Bid Package	Vendor	Total Contract Amount (\$)	Tier #1 Contract Commitment (\$)	Tier #2 Contract Commitment (\$)	Tier #1 & #2 Contract Commitment (\$)	Tier #1 & #2 % of Contract Amount	Tier #1 ETD (\$)	Tier #1 ETD % Contract Commitment (\$)	Tier #2 ETD (\$)	Tier #2 ETD % Contract Commitment (\$)	Tier #1 & #2 ETD % of Overall Contract
Temp Housing, Utilities, Moves											
Lewis & Clark Middle	J&R Mechanical, Inc.	\$4,250	\$0	\$0	\$0	0.00%	\$0	0.00%	\$0	0.00%	0.00%
Bluestem Middle School	Metropolitan Utilities District	\$51,680	\$0	\$0	\$0	0.00%	\$0	0.00%	\$0	0.00%	0.00%
Pine Elementary	American Fence Company	\$11,896	\$0	\$0	\$0	0.00%	\$0	0.00%	\$0	0.00%	0.00%
Pine Elementary	Metropolitan Utilities District	\$21,650	\$0	\$0	\$0	0.00%	\$0	0.00%	\$0	0.00%	0.00%
Pine Elementary	Omaha Public Power District	\$13,397	\$0	\$0	\$0	0.00%	\$0	0.00%	\$0	0.00%	0.00%
Pine Elementary	Unite Private Networks	\$1,062	\$0	\$0	\$0	0.00%	\$0	0.00%	\$0	0.00%	0.00%
Total For Temp Housing, Utilities, Moves:		\$513,617	\$6,938	\$24,619	\$31,557	6.14%	\$6,938	100.00%	\$24,379	99.03%	6.10%
Testing, Inspection, Geotechnical											
Catlin Elementary	Optimized Systems	\$44,000	\$44,000	\$0	\$44,000	100.00%	\$44,000	100.00%	\$0	0.00%	100.00%
Catlin Elementary	Optimized Systems	\$14,200	\$14,200	\$0	\$14,200	100.00%	\$14,200	100.00%	\$0	0.00%	100.00%
Catlin Elementary	Optimized Systems	\$824	\$824	\$0	\$824	100.00%	\$824	100.00%	\$0	0.00%	100.00%
Catlin Elementary	Terracon Consultants, Inc.	\$1,000	\$0	\$0	\$0	0.00%	\$0	0.00%	\$0	0.00%	0.00%
Catlin Elementary	Thiele Geotech Inc	\$2,409	\$0	\$0	\$0	0.00%	\$0	0.00%	\$0	0.00%	0.00%
Conestoga Elementary	Optimized Systems	\$49,000	\$49,000	\$0	\$49,000	100.00%	\$49,000	100.00%	\$0	0.00%	100.00%
Conestoga Elementary	Optimized Systems	\$15,300	\$15,300	\$0	\$15,300	100.00%	\$15,300	100.00%	\$0	0.00%	100.00%
Conestoga Elementary	Optimized Systems	\$1,019	\$1,019	\$0	\$1,019	100.00%	\$1,019	100.00%	\$0	0.00%	100.00%
Conestoga Elementary	Terracon Consultants, Inc.	\$6,760	\$0	\$0	\$0	0.00%	\$0	0.00%	\$0	0.00%	0.00%



2018 Bond Program

Report Date 1/27/2022

Economic Inclusion Plan & Commitment Monitoring Report

The 15% EI Plan Goal is an overall Bond Program Goal which is applied to all account codes except Land Acquisition and Builders' Risk Insurance

			CONTRACT COMMITMENTS				EXPENDITURES				
	A		B	C	D=B+C	E=D/A	F	G=F/B	H	I=H/C	J=(F+H)/A
Bid Package	Vendor	Total Contract Amount (\$)	Tier #1 Contract Commitment (\$)	Tier #2 Contract Commitment (\$)	Tier #1 & #2 Contract Commitment (\$)	Tier #1 & #2 % of Contract Amount	Tier #1 ETD (\$)	Tier #1 ETD % Contract Commitment (\$)	Tier #2 ETD (\$)	Tier #2 ETD % Contract Commitment (\$)	Tier #1 & #2 ETD % of Overall Contract
Testing, Inspection, Geotechnical											
Conestoga Elementary	Thiele Geotech Inc	\$2,165	\$0	\$0	\$0	0.00%	\$0	0.00%	\$0	0.00%	0.00%
King Elementary	Four Corners Restoration	\$2,526	\$0	\$0	\$0	0.00%	\$0	0.00%	\$0	0.00%	0.00%
King Elementary	Optimized Systems	\$44,500	\$44,500	\$0	\$44,500	100.00%	\$44,500	100.00%	\$0	0.00%	100.00%
King Elementary	Terracon Consultants, Inc.	\$14,439	\$0	\$0	\$0	0.00%	\$0	0.00%	\$0	0.00%	0.00%
Benson High	Aerotech Laboratories, Inc.	\$99	\$0	\$0	\$0	0.00%	\$0	0.00%	\$0	0.00%	0.00%
Benson High	Optimized Systems	\$49,500	\$49,500	\$0	\$49,500	100.00%	\$49,500	100.00%	\$0	0.00%	100.00%
Benson High	Optimized Systems	\$47,500	\$47,500	\$0	\$47,500	100.00%	\$47,500	100.00%	\$0	0.00%	100.00%
Benson High	Terracon Consultants, Inc.	\$12,446	\$0	\$0	\$0	0.00%	\$0	0.00%	\$0	0.00%	0.00%
Benson High	Thiele Geotech Inc	\$724	\$0	\$0	\$0	0.00%	\$0	0.00%	\$0	0.00%	0.00%
Bryan High	Terracon Consultants, Inc.	\$4,270	\$0	\$0	\$0	0.00%	\$0	0.00%	\$0	0.00%	0.00%
Burke High	Alpha Land Surveying	\$4,950	\$0	\$4,950	\$4,950	100.00%	\$0	0.00%	\$4,950	100.00%	100.00%
Burke High	Alpha Land Surveying	\$5,350	\$0	\$5,350	\$5,350	100.00%	\$0	0.00%	\$5,350	100.00%	100.00%
Burke High	Ambassador Title Services	\$500	\$0	\$0	\$0	0.00%	\$0	0.00%	\$0	0.00%	0.00%
Burke High	ATC Group Services LLC	\$2,300	\$0	\$0	\$0	0.00%	\$0	0.00%	\$0	0.00%	0.00%
Burke High	Optimized Systems	\$49,000	\$49,000	\$0	\$49,000	100.00%	\$49,000	100.00%	\$0	0.00%	100.00%
Burke High	Optimized Systems	\$46,150	\$46,150	\$0	\$46,150	100.00%	\$46,150	100.00%	\$0	0.00%	100.00%
Burke High	Terracon Consultants, Inc.	\$20,914	\$0	\$0	\$0	0.00%	\$0	0.00%	\$0	0.00%	0.00%



2018 Bond Program

Report Date 1/27/2022

Economic Inclusion Plan & Commitment Monitoring Report

The 15% EI Plan Goal is an overall Bond Program Goal which is applied to all account codes except Land Acquisition and Builders' Risk Insurance

A			CONTRACT COMMITMENTS				EXPENDITURES				
B	C	D=B+C	E=D/A	F	G=F/B	H	I=H/C	J=(F+H)/A			
Bid Package	Vendor	Total Contract Amount (\$)	Tier #1 Contract Commitment (\$)	Tier #2 Contract Commitment (\$)	Tier #1 & #2 Contract Commitment (\$)	Tier #1 & #2 % of Contract Amount	Tier #1 ETD (\$)	Tier #1 ETD % Contract Commitment (\$)	Tier #2 ETD (\$)	Tier #2 ETD % Contract Commitment (\$)	Tier #1 & #2 ETD % of Overall Contract
Testing, Inspection, Geotechnical											
Burke High	Terracon Consultants, Inc.	\$625	\$0	\$0	\$0	0.00%	\$0	0.00%	\$0	0.00%	0.00%
Burke High	Thompson Dreessen Dorner Inc.	\$3,000	\$0	\$0	\$0	0.00%	\$0	0.00%	\$0	0.00%	0.00%
Forest Station Elementary	First American Title Insurance Company	\$250	\$0	\$0	\$0	0.00%	\$0	0.00%	\$0	0.00%	0.00%
Forest Station Elementary	Lamp Rynearson & Associates	\$10,400	\$0	\$0	\$0	0.00%	\$0	0.00%	\$0	0.00%	0.00%
Forest Station Elementary	Olsson Associates	\$9,450	\$0	\$0	\$0	0.00%	\$0	0.00%	\$0	0.00%	0.00%
Forest Station Elementary	Olsson Associates	\$79,928	\$0	\$0	\$0	0.00%	\$0	0.00%	\$0	0.00%	0.00%
Forest Station Elementary	Optimized Systems	\$92,980	\$92,980	\$0	\$92,980	100.00%	\$55,788	60.00%	\$0	0.00%	60.00%
Forest Station Elementary	R.W. Engineering & Surveying, Inc.	\$19,800	\$0	\$19,800	\$19,800	100.00%	\$0	0.00%	\$19,432	98.14%	98.14%
Forest Station Elementary	R.W. Engineering & Surveying, Inc.	\$21,618	\$0	\$21,618	\$21,618	100.00%	\$0	0.00%	\$21,318	98.61%	98.61%
Forest Station Elementary	Terracon Consultants, Inc.	\$36,080	\$0	\$0	\$0	0.00%	\$0	0.00%	\$0	0.00%	0.00%
Forest Station Elementary	Thiele Geotech Inc	\$410	\$0	\$0	\$0	0.00%	\$0	0.00%	\$0	0.00%	0.00%
Buena Vista High	Optimized Systems	\$245,210	\$245,210	\$0	\$245,210	100.00%	\$78,785	32.13%	\$0	0.00%	32.13%
Buena Vista High	R.W. Engineering & Surveying, Inc.	\$14,693	\$0	\$14,693	\$14,693	100.00%	\$0	0.00%	\$14,693	100.00%	100.00%
Buena Vista High	R.W. Engineering & Surveying, Inc.	\$32,400	\$0	\$32,400	\$32,400	100.00%	\$0	0.00%	\$19,650	60.65%	60.65%
Buena Vista High	Terracon Consultants, Inc.	\$134,965	\$0	\$0	\$0	0.00%	\$0	0.00%	\$0	0.00%	0.00%
Buena Vista High	Terracon Consultants, Inc.	\$36,250	\$0	\$0	\$0	0.00%	\$0	0.00%	\$0	0.00%	0.00%



2018 Bond Program

Report Date 1/27/2022

Economic Inclusion Plan & Commitment Monitoring Report

The 15% EI Plan Goal is an overall Bond Program Goal which is applied to all account codes except Land Acquisition and Builders' Risk Insurance

A			CONTRACT COMMITMENTS				EXPENDITURES				
B	C	D=B+C	E=D/A	F	G=F/B	H	I=H/C	J=(F+H)/A			
Bid Package	Vendor	Total Contract Amount (\$)	Tier #1 Contract Commitment (\$)	Tier #2 Contract Commitment (\$)	Tier #1 & #2 Contract Commitment (\$)	Tier #1 & #2 % of Contract Amount	Tier #1 ETD (\$) Amount	Tier #1 ETD % Contract Commitment (\$)	Tier #2 ETD (\$) Amount	Tier #2 ETD % Contract Commitment (\$)	Tier #1 & #2 ETD % of Overall Contract
Testing, Inspection, Geotechnical											
Buena Vista High	Terracon Consultants, Inc.	\$7,825	\$0	\$0	\$0	0.00%	\$0	0.00%	\$0	0.00%	0.00%
Buena Vista High	Terracon Consultants, Inc.	\$16,065	\$0	\$0	\$0	0.00%	\$0	0.00%	\$0	0.00%	0.00%
Buena Vista High	Terracon Consultants, Inc.	\$14,536	\$0	\$0	\$0	0.00%	\$0	0.00%	\$0	0.00%	0.00%
Buena Vista High	Terracon Consultants, Inc.	\$20,725	\$0	\$0	\$0	0.00%	\$0	0.00%	\$0	0.00%	0.00%
Buena Vista High	Terracon Consultants, Inc.	\$188,274	\$0	\$0	\$0	0.00%	\$0	0.00%	\$0	0.00%	0.00%
Buena Vista High	Terracon Consultants, Inc.	\$14,295	\$0	\$0	\$0	0.00%	\$0	0.00%	\$0	0.00%	0.00%
Westview High	Lamp Rynearson & Associates	\$141,968	\$0	\$0	\$0	0.00%	\$0	0.00%	\$0	0.00%	0.00%
Westview High	Optimized Systems	\$181,215	\$181,215	\$0	\$181,215	100.00%	\$60,082	33.15%	\$0	0.00%	33.15%
Westview High	R.W. Engineering & Surveying, Inc.	\$39,300	\$0	\$39,300	\$39,300	100.00%	\$0	0.00%	\$21,900	55.73%	55.73%
Westview High	Terracon Consultants, Inc.	\$21,890	\$0	\$0	\$0	0.00%	\$0	0.00%	\$0	0.00%	0.00%
Westview High	Terracon Consultants, Inc.	\$6,920	\$0	\$0	\$0	0.00%	\$0	0.00%	\$0	0.00%	0.00%
Westview High	Terracon Consultants, Inc.	\$29,219	\$0	\$0	\$0	0.00%	\$0	0.00%	\$0	0.00%	0.00%
Westview High	Terracon Consultants, Inc.	\$154,843	\$0	\$0	\$0	0.00%	\$0	0.00%	\$0	0.00%	0.00%
Westview High	Terracon Consultants, Inc.	\$20,778	\$0	\$0	\$0	0.00%	\$0	0.00%	\$0	0.00%	0.00%
Westview High	Terracon Consultants, Inc.	\$25,434	\$0	\$0	\$0	0.00%	\$0	0.00%	\$0	0.00%	0.00%



2018 Bond Program

Report Date 1/27/2022

Economic Inclusion Plan & Commitment Monitoring Report

The 15% EI Plan Goal is an overall Bond Program Goal which is applied to all account codes except Land Acquisition and Builders' Risk Insurance

A			CONTRACT COMMITMENTS				EXPENDITURES				
Bid Package	Vendor	Total Contract Amount (\$)	Tier #1 Contract Commitment (\$)	Tier #2 Contract Commitment (\$)	Tier #1 & #2 Contract Commitment (\$)	Tier #1 & #2 % of Contract Amount	Tier #1 ETD (\$)	Tier #1 ETD % Contract Commitment (\$)	Tier #2 ETD (\$)	Tier #2 ETD % Contract Commitment (\$)	Tier #1 & #2 ETD % of Overall Contract
Testing, Inspection, Geotechnical											
Westview High	Terracon Consultants, Inc.	\$19,395	\$0	\$0	\$0	0.00%	\$0	0.00%	\$0	0.00%	0.00%
Westview High	Terracon Consultants, Inc.	\$11,000	\$0	\$0	\$0	0.00%	\$0	0.00%	\$0	0.00%	0.00%
Westview High	Terracon Consultants, Inc.	\$14,173	\$0	\$0	\$0	0.00%	\$0	0.00%	\$0	0.00%	0.00%
Westview High	Thiele Geotech Inc	\$18,929	\$0	\$0	\$0	0.00%	\$0	0.00%	\$0	0.00%	0.00%
Transition Program	Thiele Geotech Inc	\$1,151	\$0	\$0	\$0	0.00%	\$0	0.00%	\$0	0.00%	0.00%
Pinewood Elementary	Alpha Land Surveying	\$7,250	\$0	\$7,250	\$7,250	100.00%	\$0	0.00%	\$7,250	100.00%	100.00%
Pinewood Elementary	Olsson Associates	\$1,300	\$0	\$0	\$0	0.00%	\$0	0.00%	\$0	0.00%	0.00%
Pinewood Elementary	Optimized Systems	\$71,600	\$71,600	\$0	\$71,600	100.00%	\$71,600	100.00%	\$0	0.00%	100.00%
Pinewood Elementary	Terracon Consultants, Inc.	\$11,075	\$0	\$0	\$0	0.00%	\$0	0.00%	\$0	0.00%	0.00%
Pinewood Elementary	Thiele Geotech Inc	\$2,600	\$0	\$0	\$0	0.00%	\$0	0.00%	\$0	0.00%	0.00%
Pinewood Elementary	Thiele Geotech Inc	\$6,831	\$0	\$0	\$0	0.00%	\$0	0.00%	\$0	0.00%	0.00%
Edison Elementary	Boundaryline Surveys	\$3,800	\$0	\$0	\$0	0.00%	\$0	0.00%	\$0	0.00%	0.00%
Edison Elementary	Olsson Associates	\$2,471	\$0	\$0	\$0	0.00%	\$0	0.00%	\$0	0.00%	0.00%
Edison Elementary	Optimized Systems	\$57,090	\$0	\$57,090	\$57,090	100.00%	\$51,381	0.00%	\$0	0.00%	90.00%
Edison Elementary	Terracon Consultants, Inc.	\$3,650	\$0	\$0	\$0	0.00%	\$0	0.00%	\$0	0.00%	0.00%
Edison Elementary	Terracon Consultants, Inc.	\$6,668	\$0	\$0	\$0	0.00%	\$0	0.00%	\$0	0.00%	0.00%



2018 Bond Program

Report Date 1/27/2022

Economic Inclusion Plan & Commitment Monitoring Report

The 15% EI Plan Goal is an overall Bond Program Goal which is applied to all account codes except Land Acquisition and Builders' Risk Insurance

			CONTRACT COMMITMENTS				EXPENDITURES				
	A		B	C	D=B+C	E=D/A	F	G=F/B	H	I=H/C	J=(F+H)/A
Bid Package	Vendor	Total Contract Amount (\$)	Tier #1 Contract Commitment (\$)	Tier #2 Contract Commitment (\$)	Tier #1 & #2 Contract Commitment (\$)	Tier #1 & #2 % of Contract Amount	Tier #1 ETD (\$) Amount	Tier #1 ETD % Contract Commitment (\$)	Tier #2 ETD (\$) Amount	Tier #2 ETD % Contract Commitment (\$)	Tier #1 & #2 ETD % of Overall Contract
Testing, Inspection, Geotechnical											
Edison Elementary	Terracon Consultants, Inc.	\$4,394	\$0	\$0	\$0	0.00%	\$0	0.00%	\$0	0.00%	0.00%
Highland Elementary	Cornerstone Surveying LLC	\$11,400	\$0	\$0	\$0	0.00%	\$0	0.00%	\$0	0.00%	0.00%
Highland Elementary	Optimized Systems	\$70,250	\$70,250	\$0	\$70,250	100.00%	\$64,737	92.15%	\$0	0.00%	92.15%
Highland Elementary	Terracon Consultants, Inc.	\$100	\$0	\$0	\$0	0.00%	\$0	0.00%	\$0	0.00%	0.00%
Highland Elementary	Thiele Geotech Inc	\$3,975	\$0	\$0	\$0	0.00%	\$0	0.00%	\$0	0.00%	0.00%
Highland Elementary	Thiele Geotech Inc	\$16,585	\$0	\$0	\$0	0.00%	\$0	0.00%	\$0	0.00%	0.00%
Masters Elementary	Boundaryline Surveys	\$2,900	\$0	\$0	\$0	0.00%	\$0	0.00%	\$0	0.00%	0.00%
Masters Elementary	Olsson Associates	\$2,423	\$0	\$0	\$0	0.00%	\$0	0.00%	\$0	0.00%	0.00%
Masters Elementary	Optimized Systems	\$49,060	\$0	\$49,060	\$49,060	100.00%	\$49,060	0.00%	\$0	0.00%	100.00%
Masters Elementary	R.W. Engineering & Surveying, Inc.	\$1,180	\$0	\$1,180	\$1,180	100.00%	\$0	0.00%	\$1,180	100.00%	100.00%
Masters Elementary	Terracon Consultants, Inc.	\$3,650	\$0	\$0	\$0	0.00%	\$0	0.00%	\$0	0.00%	0.00%
Masters Elementary	Terracon Consultants, Inc.	\$1,445	\$0	\$0	\$0	0.00%	\$0	0.00%	\$0	0.00%	0.00%
Masters Elementary	Terracon Consultants, Inc.	\$2,493	\$0	\$0	\$0	0.00%	\$0	0.00%	\$0	0.00%	0.00%
Spring Lake Elementary	Terracon Consultants, Inc.	\$2,298	\$0	\$0	\$0	0.00%	\$0	0.00%	\$0	0.00%	0.00%
Spring Lake Elementary	Thiele Geotech Inc	\$9,200	\$0	\$0	\$0	0.00%	\$0	0.00%	\$0	0.00%	0.00%
Spring Lake Elementary	Thiele Geotech Inc	\$25,432	\$0	\$0	\$0	0.00%	\$0	0.00%	\$0	0.00%	0.00%



2018 Bond Program

Report Date 1/27/2022

Economic Inclusion Plan & Commitment Monitoring Report

The 15% EI Plan Goal is an overall Bond Program Goal which is applied to all account codes except Land Acquisition and Builders' Risk Insurance

		A	CONTRACT COMMITMENTS				EXPENDITURES				
Bid Package	Vendor	Total Contract Amount (\$)	B	C	D=B+C	E=D/A	F	G=F/B	H	I=H/C	J=(F+H)/A
			Tier #1 Contract Commitment (\$)	Tier #2 Contract Commitment (\$)	Tier #1 & #2 Contract Commitment (\$)	Tier #1 & #2 % of Contract Amount	Tier #1 ETD (\$)	Tier #1 ETD % Contract Commitment (\$)	Tier #2 ETD (\$)	Tier #2 ETD % Contract Commitment (\$)	Tier #1 & #2 ETD % of Overall Contract
Testing, Inspection, Geotechnical											
Lewis & Clark Middle	Cornerstone Surveying LLC	\$10,350	\$0	\$0	\$0	0.00%	\$0	0.00%	\$0	0.00%	0.00%
Lewis & Clark Middle	Optimized Systems	\$151,940	\$151,940	\$0	\$151,940	100.00%	\$43,356	28.53%	\$0	0.00%	28.53%
Lewis & Clark Middle	Terracon Consultants, Inc.	\$595	\$0	\$0	\$0	0.00%	\$0	0.00%	\$0	0.00%	0.00%
Lewis & Clark Middle	Terracon Consultants, Inc.	\$24,490	\$0	\$0	\$0	0.00%	\$0	0.00%	\$0	0.00%	0.00%
Lewis & Clark Middle	Thiele Geotech Inc	\$3,250	\$0	\$0	\$0	0.00%	\$0	0.00%	\$0	0.00%	0.00%
Central High	Heartland Scenic Studio	\$1,920	\$0	\$0	\$0	0.00%	\$0	0.00%	\$0	0.00%	0.00%
Central High	Optimized Systems	\$262,320	\$262,320	\$0	\$262,320	100.00%	\$34,040	12.98%	\$0	0.00%	12.98%
Central High	Optimized Systems	\$7,138	\$7,138	\$0	\$7,138	100.00%	\$7,138	100.00%	\$0	0.00%	100.00%
Bluestem Middle School	Lamp Ryneerson & Associates	\$13,900	\$0	\$0	\$0	0.00%	\$0	0.00%	\$0	0.00%	0.00%
Bluestem Middle School	Olsson Associates	\$32,960	\$0	\$0	\$0	0.00%	\$0	0.00%	\$0	0.00%	0.00%
Bluestem Middle School	Olsson Associates	\$20,500	\$0	\$0	\$0	0.00%	\$0	0.00%	\$0	0.00%	0.00%
Bluestem Middle School	Olsson Associates	\$5,990	\$0	\$0	\$0	0.00%	\$0	0.00%	\$0	0.00%	0.00%
Bluestem Middle School	Olsson Associates	\$7,305	\$0	\$0	\$0	0.00%	\$0	0.00%	\$0	0.00%	0.00%
Bluestem Middle School	Olsson Associates	\$148,370	\$0	\$0	\$0	0.00%	\$0	0.00%	\$0	0.00%	0.00%
Bluestem Middle School	Optimized Systems	\$156,650	\$156,650	\$0	\$156,650	100.00%	\$29,538	18.86%	\$0	0.00%	18.86%
Bluestem Middle School	R.W. Engineering & Surveying, Inc.	\$25,500	\$0	\$25,500	\$25,500	100.00%	\$0	0.00%	\$10,500	41.18%	41.18%
Bluestem Middle School	Terracon Consultants, Inc.	\$8,390	\$0	\$0	\$0	0.00%	\$0	0.00%	\$0	0.00%	0.00%



2018 Bond Program

Report Date 1/27/2022

Economic Inclusion Plan & Commitment Monitoring Report

The 15% EI Plan Goal is an overall Bond Program Goal which is applied to all account codes except Land Acquisition and Builders' Risk Insurance

A			CONTRACT COMMITMENTS				EXPENDITURES				
B	C	D=B+C	E=D/A	F	G=F/B	H	I=H/C	J=(F+H)/A			
Bid Package	Vendor	Total Contract Amount (\$)	Tier #1 Contract Commitment (\$)	Tier #2 Contract Commitment (\$)	Tier #1 & #2 Contract Commitment (\$)	Tier #1 & #2 % of Contract Amount	Tier #1 ETD (\$)	Tier #1 ETD % Contract Commitment (\$)	Tier #2 ETD (\$)	Tier #2 ETD % Contract Commitment (\$)	Tier #1 & #2 ETD % of Overall Contract
Testing, Inspection, Geotechnical											
Pine Elementary	Ehrhart Griffin & Associates	\$8,276	\$0	\$0	\$0	0.00%	\$0	0.00%	\$0	0.00%	0.00%
Pine Elementary	Felsburg Holt & Ullevig	\$14,500	\$0	\$0	\$0	0.00%	\$0	0.00%	\$0	0.00%	0.00%
Pine Elementary	Olsson Associates	\$16,283	\$0	\$0	\$0	0.00%	\$0	0.00%	\$0	0.00%	0.00%
Pine Elementary	Optimized Systems	\$91,340	\$91,340	\$0	\$91,340	100.00%	\$39,195	42.91%	\$0	0.00%	42.91%
Pine Elementary	Terracon Consultants, Inc.	\$69,719	\$0	\$0	\$0	0.00%	\$0	0.00%	\$0	0.00%	0.00%
Pine Elementary	Thiele Geotech Inc	\$8,725	\$0	\$0	\$0	0.00%	\$0	0.00%	\$0	0.00%	0.00%
Pine Elementary	Thiele Geotech Inc	\$45,265	\$0	\$0	\$0	0.00%	\$0	0.00%	\$0	0.00%	0.00%
Adams Elementary	Optimized Systems	\$92,130	\$92,130	\$0	\$92,130	100.00%	\$38,668	41.97%	\$0	0.00%	41.97%
Adams Elementary	R.W. Engineering & Surveying, Inc.	\$2,560	\$0	\$0	\$0	0.00%	\$0	0.00%	\$2,560	0.00%	100.00%
Northwest High	Optimized Systems	\$149,380	\$149,380	\$0	\$149,380	100.00%	\$19,292	12.91%	\$0	0.00%	12.91%
Morton Middle	Cornerstone Surveying LLC	\$10,400	\$0	\$0	\$0	0.00%	\$0	0.00%	\$0	0.00%	0.00%
Morton Middle	Independent Roofing Company	\$350	\$0	\$0	\$0	0.00%	\$0	0.00%	\$0	0.00%	0.00%
Morton Middle	Optimized Systems	\$137,450	\$137,450	\$0	\$137,450	100.00%	\$0	0.00%	\$0	0.00%	0.00%
Morton Middle	Thiele Geotech Inc	\$4,400	\$0	\$0	\$0	0.00%	\$0	0.00%	\$0	0.00%	0.00%
Morton Middle	Thiele Geotech Inc	\$16,675	\$0	\$0	\$0	0.00%	\$0	0.00%	\$0	0.00%	0.00%
North High	Optimized Systems	\$137,130	\$137,130	\$0	\$137,130	100.00%	\$22,666	16.53%	\$0	0.00%	16.53%
North High	R.W. Engineering & Surveying, Inc.	\$6,900	\$0	\$6,900	\$6,900	100.00%	\$0	0.00%	\$6,900	100.00%	100.00%



2018 Bond Program

Report Date 1/27/2022

Economic Inclusion Plan & Commitment Monitoring Report

The 15% EI Plan Goal is an overall Bond Program Goal which is applied to all account codes except Land Acquisition and Builders' Risk Insurance

			CONTRACT COMMITMENTS				EXPENDITURES				
	A		B	C	D=B+C	E=D/A	F	G=F/B	H	I=H/C	J=(F+H)/A
Bid Package	Vendor	Total Contract Amount (\$)	Tier #1 Contract Commitment (\$)	Tier #2 Contract Commitment (\$)	Tier #1 & #2 Contract Commitment (\$)	Tier #1 & #2 % of Contract Amount	Tier #1 ETD (\$)	Tier #1 ETD % Contract Commitment (\$)	Tier #2 ETD (\$)	Tier #2 ETD % Contract Commitment (\$)	Tier #1 & #2 ETD % of Overall Contract
Testing, Inspection, Geotechnical											
Blackburn School	Optimized Systems	\$146,980	\$146,980	\$0	\$146,980	100.00%	\$52,534	35.74%	\$0	0.00%	35.74%
Blackburn School	R.W. Engineering & Surveying, Inc.	\$1,950	\$0	\$1,950	\$1,950	100.00%	\$0	0.00%	\$1,950	100.00%	100.00%
Blackburn School	Thiele Geotech Inc	\$383	\$0	\$0	\$0	0.00%	\$0	0.00%	\$0	0.00%	0.00%
South High	Optimized Systems	\$202,360	\$202,360	\$0	\$202,360	100.00%	\$20,236	10.00%	\$0	0.00%	10.00%
South High	Optimized Systems	\$4,600	\$4,600	\$0	\$4,600	100.00%	\$4,600	100.00%	\$0	0.00%	100.00%
Total For Testing, Inspection, Geotechnical:		\$4,558,279	\$2,561,665	\$287,041	\$2,848,706	62.50%	\$1,103,687	43.08%	\$137,632	47.95%	27.23%
Grand Total		\$391,135,189	\$14,648,207	\$24,936,794	\$39,585,001	10.12%	\$12,460,661	85.07%	\$18,156,995	72.81%	7.83%



2018 Bond Program

Report Date: 1/28/2022

Bond Sales Premium Proceeds and Earnings Interest Report

		BUDGET			COST COMMITMENTS					EXPENDITURES	
		A	A1	A2=A+A1	B	C=B/A2	D	E=B+D	F=A2-E	G	H = G/A2
Description	Phase	Original Project Budget	Budget Transfer	Current Budget	Committed Cost	% Committed	Additional Commitments To Complete	Projected Commitments	Projected (Over) / Under	Expenditures To Date	% Expended
Bond Sale Additional Premium Proceeds											
Total Tranche Sale Premium - #001 (Par Amount of Bonds = \$80M)	Complete	\$0	\$1,366,900	\$1,366,900	\$328,388	24.02%	\$0	\$328,388	\$1,038,512	\$328,388	24.02%
Total Tranche Sale Premium - #002 (Par Amount of Bonds = \$125M)	Complete	\$0	\$10,942,515	\$10,942,515	\$578,555	5.29%	\$0	\$578,555	\$10,363,960	\$578,555	5.29%
Total Tranche Sale Premium - #003 (Par Amount of Bonds = \$140M)	Complete	\$0	\$15,535,336	\$15,535,336	\$579,500	3.73%	\$0	\$579,500	\$14,955,836	\$579,500	3.73%
Total Tranche Sale Premium - #004	Not Started	\$0	\$0	\$0	\$0	0.00%	\$0	\$0	\$0	\$0	0.00%
Bond Earnings Interest To Date											
Tranche #001 - Total Investment Results - Interest, Dividends, and Other Income	In Progress	\$0	\$1,766,678	\$1,766,678	\$0	0.00%	\$0	\$0	\$1,766,678	\$0	0.00%
Tranche #002 - Total Investment Results - Interest, Dividends, and Other Income	In Progress	\$0	\$786,948	\$786,948	\$0	0.00%	\$0	\$0	\$786,948	\$0	0.00%
Tranche #003 - Total Investment Results - Interest, Dividends, and Other Income	In Progress	\$0	\$14,151	\$14,151	\$0	0.00%	\$0	\$0	\$14,151	\$0	0.00%
Tranche #004 - Total Investment Results - Interest, Dividends, and Other Income	Not Started	\$0	\$0	\$0	\$0	0.00%	\$0	\$0	\$0	\$0	0.00%
Grand Totals:		\$0	\$30,412,528	\$30,412,528	\$1,486,443	4.89%	\$0	\$1,486,443	\$28,926,084	\$1,486,443	4.89%

Budget Transfer Information: Increase To Program Contingency (Project #321599)

Budget Transfer #031: Increase To Project #321599 Program Contingency Earnings Interest Tranche #001 and #002 - CBOC Bond Sales Report 2021-05	\$2,550,421
--	-------------

TOTAL:	\$2,550,421
--------	-------------