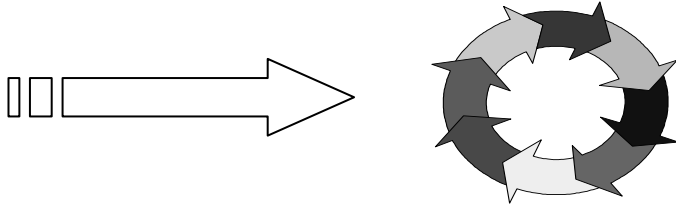


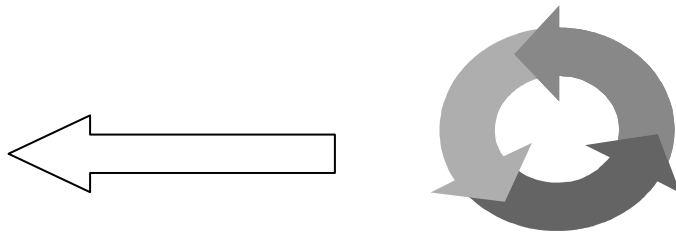
# OPENING LOCKERS

1. Start on number zero. For the first number, turn the dial to the RIGHT (or clockwise) & go directly to the number.

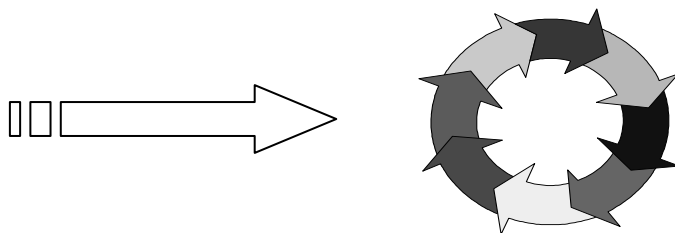


2. For the second number, turn the dial to the LEFT (or counter clockwise). **Go PAST the number the first time around**. Come to it the second time around.

TIP: Keep the dial moving smoothly or else the lock thinks you have stopped on that number.



3. For the last number, turn the dial to the RIGHT (or clockwise) & go directly to the number. Lift up on the handle as you pull open the locker door.



MEMORIZE :  
Right, left, right  
Once around, twice  
around, once around